

CITY OF JOLIET

**CONSOLIDATED ANNUAL PERFORMANCE
AND EVALUATION REPORT**

FY 2014

DRAFT

Prepared by
City of Joliet
Department of Community and Economic Development
Neighborhood Services Division

Table of Contents

	Page
Executive Summary	4
Narrative Statements	9
Assessment of the Three to Five Year Goals	9
Affirmatively Furthering Fair Housing	11
Affordable Housing	12
Continuum of Care	13
Other Actions	15
Obstacles to Meeting Underserved Needs	15
Foster and Maintain Affordable Housing	15
Eliminate Barriers to Affordable Housing	17
Overcome Gaps in Institutional Structure and Enhance Coordination	17
Improve Public Housing and Resident Initiatives	17
Evaluate and Reduce Lead-Based Paint Hazards	17
Ensure Compliance with Program & Comprehensive Planning Requirements	18
Reduce the Number of Persons Living Below the Poverty Level	19
Leveraging Resources	19
Federal Resources	19
State Resources	20
Local Resources	20
Matching Requirements	21
Certificate of Consistency	21
Self-Evaluation	21
CDBG & HOME Activities	21
Monitoring	22
CDBG Program Narratives	23
HOME Program Narratives	24
HOME Matching Requirements	24
MBE & WBE Business Report	24
EXHIBITS:	
Exhibit A: Will County Continuum of Care 2013 Annual Meeting Report	26
Exhibit B: Public Hearing Ad	49
Exhibit C: Certificate of Consistency	51
Exhibit D : HOME Match Report	53
Exhibit E: HOME 2014 Annual Performance Report	55
Exhibit F: 2014 Minority Business Listing	58
Exhibit G: Section 3 Reports	70
Section 3 Report for CDBG	71
Section 3 Report for HOME	73
APPENDICES: IDIS Reports	
Appendix A: PR01 HUD Grants and Program Income	75
Appendix B: PR02 List of Activities By Program Year and Project	78
Appendix C: PR03 CDBG Activity Summary Report	95

Appendix D: PR06 Summary of Consolidated Plan Projects	100
Appendix E: PR08 Grantee Summary Activity Report	108
Appendix F: PR10 CDBG Housing Activities	117
Appendix G: PR22 Status of HOME Activities	123
Appendix H: PR23 Program Year Summary of Accomplishments	129
Appendix I: PR25 Status of CHDO Funds	136
Appendix J: PR26 CDBG Financial Summary	143
Appendix K: PR27 Status of HOME Grants	146
Appendix L: PR33 HOME Matching Liability Report	162
Appendix M: PR83 CDBG Performance Measures Report	165
Appendix N: PR84 CDBG Strategy Area, CDFI and Local Target Area Report	176
Appendix O: PR85 CDBG & HOME Housing Performance Report	179

EXECUTIVE SUMMARY: 2014 CAPER

The Consolidated Annual Performance and Evaluation Report (CAPER) provides a summary of the actions taken during fiscal year 2014 to meet the housing and community development needs identified in the **2014 Annual Action Plan** and funded with Community Development Block Grant (CDBG) and HOME funds.

The City of Joliet executed FY2011-2013 Grant Agreements on September 27, 2013 for Community Development Block Grant (CDBG) and HOME Investment Partnership funds totaling \$2,734,685 and \$1,196,984, respectively. The FY2011-2013 grant funds had been withheld until the Department of Housing and Urban Development (HUD) was satisfied that the proposed settlement agreement in the ongoing civil rights litigation concerning Evergreen Terrace would bring the City of Joliet in compliance with its civil rights certifications. As a result, on January 1, 2014, the City of Joliet had CDBG funding of \$2,734,685 and HOME funding of \$1,196,984 available to undertake activities to meet the priority needs and objectives outlined in its 2010 Consolidated Plan and further specified in its 2014 Annual Action Plan. On October 24, 2014, grant agreements for FY2014 CDBG and HOME funds were executed for \$907,998 and \$383,602, respectively.

In the 2010 Consolidated Plan, the City of Joliet identified the following priority needs and specific objectives to increase housing opportunities for all residents of Joliet and promote stability in declining areas:

1. Affordable Housing

- a. To increase the supply of decent, safe and affordable housing.
- b. To increase the ability of low and moderate-income households to become homeowners.
- c. To promote safe, decent and affordable housing through code enforcement.

2. Preserving Existing Affordable Housing

- a. Elimination of blighting influences in the neighborhoods through clearance and demolition.
- b. Revitalization of distressed affordable housing that expands housing opportunity.

3. Public Service

- a. Graffiti removal from public and private property.
- b. Funding of the Neighborhood Newsletter.
- c. Homeless Services (*Substantial Amendment*).

4. Public Infrastructure

- a. Infrastructure improvements in low- and moderate-income areas.

One demolition activity was begun in 2014 and is expected to be completed in the first quarter of 2015. The following table shows the objective to be met:

Activity	Objective	Outcome Categories		
		Availability/ Accessibility	Affordability	Sustainability
Code Enforcement – Demolition	Suitable Living Environment			X

For Program Year 2014, which was the fifth and final year of the Consolidated Plan period (2010 – 2014), the City of Joliet expended CDBG program income totaling \$11,008.18 for the demolition activity (\$120.00) and general administration (\$10,888.18). In March 2014, the City of Joliet entered into a \$24,500.00 contract with Urban Design Ventures to complete the 2015 – 2019 Consolidated Plan in accordance with HUD requirements and all applicable guidelines. A change order to increase the contract in the amount of \$10,000.00 to include development of a Substantial Amendment to the existing 2011, 2012, 2013 and 2014 Action Plans was approved in December 2014. Of the \$10,888.18 in general administration funds expended in 2014, \$8,000.00 was to Urban Design Ventures for the development of a draft needs assessment, citizen participation and consultations for the development of the 2015 – 2019 Consolidated Plan. Anticipating the acquisition and redevelopment of Evergreen Terrace, the City did not undertake any additional projects or activities with CDBG funds in 2014.

The City had previously committed 2010 HOME funds totaling \$80,000.00 to Cornerstone Services, Inc., a Community Housing Development Organization (CHDO) for the construction of a six bedroom group home in Joliet. The project was completed in April 2014 and the \$80,000.00 disbursed in full. This group home will provide affordable rental housing to very low- and low-income persons with special emphasis on the developmentally disabled and mentally or physically disabled. Will County Habitat for Humanity, a recipient of 2009 and 2010 HOME funds, received progress payments totaling \$74,467.80 for the construction of a new home which will be completed in the summer of 2015. The City did not commit any HOME funds for housing projects in 2014.

With receipt of FY 2011, 2012 and 2013 CDBG and HOME Program funds in the fall of 2013 and the receipt of FY 2014 in the fall of 2014, the City of Joliet had \$3,642,683 in CDBG funds and \$1,580,586 in HOME funds available to commit as of December 31, 2014.

One of the factors used to evaluate the City of Joliet’s performance on an annual basis is the timeliness of expenditures. On November 1st of each year, HUD compares the funds available to be drawn from the City’s CDBG line of credit to the amount of its current allocation and program income that has been receipted. If the balance exceeds 1.5 times the annual entitlement amount, then the City has failed the Timeliness Test. In November 2014, the City received notification from HUD that it had failed the CDBG timeliness test. Based on the CDBG spending requirements outlined above, the City must spend \$2,280,686 of CDBG funds by November 1, 2015 to meet the timeliness test.

Under the 2013 HOME Final Rule, the definition of what constitutes a commitment was amended. Specifically, agreements with CHDOs that are not project-specific are no longer considered commitments. Participating jurisdictions must commit CHDO set-aside funds to specific projects for a specified amount of HOME funds within 24 months of signing their HOME grant agreement. The Rule further states that a participating jurisdiction cannot commit HOME funds to a project until all necessary financing is secured, a budget and

schedule established, underwriting and subsidy layering completed and construction is scheduled to begin within 12 months. Signatories to written agreements must date the document in order for it to constitute a valid commitment. For HOME funds, the City must commit \$1,038,556 by September 30, 2015. Failure to meet the commitment requirements will result in the funds being recaptured.

Cumulative Accomplishments: The City’s accomplishments for the five years of the Consolidated Plan 2010 – 2014 are presented in **Table 3A:**

Affordability of Decent Housing (DH-2.1) (2010 LH 1, WCHH 3, DP 5)(2011 LH 1, DP 5) DP success is contingent on IHDA funds							
Specific Annual Objective		Source of Funds	Year	Performance Indicators	Expected Number	Actual Number	Percent Completed
DH 2.1	Provide decent, affordable housing for low to moderate income homeowners	CDBG HOME	2010	10, 8	9	0	0%
			2011	10	6	6	100%
			2012	10, 8	4	4	100%
			2013	10	6	0	0%
			2014	10	1	0	0%
			MULTI-YEAR GOAL				26
Affordability of Decent Housing (DH-2.2) (Cornerstone)							
Specific Annual Objective		Source of Funds	Year	Performance Indicators	Expected Number	Actual Number	Percent Completed
DH 2.2	Provide decent, affordable housing for rent CHDO	HOME	2010	6	1	0	0%
			2011	6	1	0	0%
			2012	6	2	0	0%
			2013	6	1	0	0%
			2014	6	2	1	0%
			MULTI-YEAR GOAL				7
Affordability of Decent Housing (DH-2.3) (Development of Rental 9, Liberty Meadows 6 in 2011)							
Specific Annual Objective		Source of Funds	Year	Performance Indicators	Expected Number	Actual Number	Percent Completed
DH 2.3	Provide decent, affordable housing for rent	HOME	2010	7	2	0	0%
			2011	6, 7	8	0	0%
			2012	7	2	0	0%
			2013	7	1	3	0%
			2014	7	2	0	100%
			MULTI-YEAR GOAL				15

Sustainability of Suitable Living Environment (SL-3.1)							
Specific Annual Objective		Source of Funds	Year	Performance Indicators	Expected Number	Actual Number	Percent Completed
SL 3.1	Creating suitable living environment	CDBG	2010	3 (Code Enforcement)	21,000	21,000	100%
			2011		21,000	21,016	100%
			2012		21,000	21,662	100%
			2013		21,000	4,494	0%
			2014		21,000	4,198	0%
			MULTI-YEAR GOAL		105,000	72,370	69%
Sustainability of Suitable Living Environment (SL-3.2)							
Specific Annual Objective		Source of Funds	Year	Performance Indicators	Expected Number	Actual Number	Percent Completed
SL 3.2	Creating suitable living environment through elimination of slum & blight	CDBG	2010	3 (Clearance/Demo)	10	1	10%
			2011		10	6	60%
			2012		10	2	20%
			2013		10	1	10%
			2014		10	0	0%
			MULTI-YEAR GOAL		50	10	20%
Sustainability of Suitable Living Environment (SL-3.3)							
Specific Annual Objective		Source of Funds	Year	Performance Indicators	Expected Number	Actual Number	Percent Completed
SL 3.3	Creating suitable living environment	CDBG	2010	2 (Graffiti Removal)	820	820	100%
			2011		820	801	98%
			2012		820	815	99%
			2013		820	683	83%
			2014		820	1,043	0%
			MULTI-YEAR GOAL		4,100	3,479	85%
Sustainability of Suitable Living Environment (SL-3.4)							
Specific Annual Objective		Source of Funds	Year	Performance Indicators	Expected Number	Actual Number	Percent Completed
SL 3.4	Creating a suitable living environment	CDBG	2010	2 (Newsletter)	6,000	14,181	236%
			2011		6,000	14,181	236%
			2012		6,000	Not funded	0%
			2013		6,000	Not funded	0%
			2014		6,000	Not funded	0%
			MULTI-YEAR GOAL		30,000	28,362	95%

Sustainability of Suitable Living Environment (SL-3.5)							
Specific Annual Objective		Source of Funds	Year	Performance Indicators	Expected Number	Actual Number	Percent Completed
SL 3.5	Public Infrastructure	CDBG	2010	1	25	50	200%
			2011		25	27	100%
			2012		25	Not funded	0%
			2013		25	Not funded	0%
			2014		25	Not funded	0%
			MULTI-YEAR GOAL			125	77
Sustainability of Suitable Living Environment (SL-1.1) (Substantial Amendment)							
Specific Annual Objective		Source of Funds	Year	Performance Indicators	Expected Number	Actual Number	Percent Completed
SL 1.1	Homeless Services	CDBG	2010	2	374	Not funded	0%
			2011		374	Not funded	0%
			2012		374	Not funded	0%
			2013		374	Not funded	0%
			2014		374	Not funded	0%
			MULTI-YEAR GOAL			1,496	0

The City of Joliet conveyed the condominium unit to Will County Habitat for Humanity in 2014 to provide homeownership to a very low or low-income household. Upon the conveyance of the condominium unit, the City no longer had any properties in its Local Homestead Program inventory.

Two activities were funded with CDBG program income in 2014: General Administration and Clearance/Demolition. The demolition expense was for the asbestos testing of the single family home that will be torn down in 2015. No properties were demolished in 2014. The City was able to demolish three properties with NSP1 funds and three properties with the Abandoned Residential Property Municipal Relief Program grant.

The following activities were not funded with CDBG funds in 2014:

- Local Homestead Program
- Code Enforcement – Inspection of Housing Units & Environment
- Public Service – Graffiti Removal
- Public Service – Homeless Services
- Public Service – Neighborhood Newsletter
- Infrastructure Improvement

The City did, however, fund two activities with general corporate monies in 2014, the accomplishments of which are included in Table 3A:

- Code Enforcement – Inspection of Housing Units & Environment
- Public Service - Graffiti Removal

Neighborhood Services inspectors responded to 4,198 housing and minor environmental complaints generated in the GoRequest System, of which approximately 95% have been resolved. Graffiti was removed from a total of 1,043 facades. The graffiti abatement specialist works closely with the police department, neighborhood organizations and schools to remove graffiti in a timely and professional manner.

The 2014 CAPER is broken down into the following four major components:

- Narrative Statements
- Program Narratives
- Information Available in IDIS Reports
- Supplemental Information

NARRATIVE STATEMENTS

Assessment of the Three to Five Year Goals

The City of Joliet funded Code Enforcement – Demolition and General Administration with 2014 CDBG program income. General corporate funds were expended for Code Enforcement - Inspections and Graffiti Removal.

- **Local Homestead Program (Project ID 0001/Local Code 14-01)**

National objective: low/mod benefit

Activity objective: providing decent affordable housing

Outcome: affordability

Evaluation of PY 2014 performance: The condominium unit in the City's inventory was conveyed to Will County Habitat for Humanity to provide homeownership to a very low or low-income household. There are currently no properties in this program's inventory.

- **Code Enforcement – Inspection of Housing Units & Environment (Project ID 0002/Local Code 14-02)**

National objective: elimination of slum and blight

Activity objective: creating suitable living environment

Outcome: sustainability

Evaluation of PY 2014 performance: Inspections were made in response to 4,198 complaints received regarding housing and minor environmental issues and through regular enforcement activities. Only general corporate funds were expended on this activity, which covers the cost of the inspectors' salaries. This activity was not undertaken with CDBG funds.

- **Clearance - Demolition of Vacant & Deteriorated Structures (Project ID 0003/Local Code 14-03)**

National objective: clearance – spot blight
Activity objective: creating suitable living environment
Outcome: sustainability

Evaluation of PY 2014 performance: The City completed asbestos testing on one property to be demolished in 2015. This expense was paid for with CDBG program income.

▪ **Public Service - Graffiti Removal (Project ID 0004/Local Code 14-04)**

National objective: elimination of slum and blight
Activity objective: creating suitable living environment
Outcome: sustainability

Evaluation of PY 2014 performance: Graffiti was removed from facades at 1,043 locations in 2014. Only general corporate funds were expended on this activity, which covers the salary costs of the graffiti abatement specialist and graffiti supplies. This activity was NOT undertaken with CDBG funds.

▪ **Public Service – Homeless Services (Project ID 0005/Local Code 14-05)**

National objective: public service & low/mod income benefit
Activity objective: creating suitable living environment
Outcome: availability/accessibility

Evaluation of PY 2014 performance: This activity was not undertaken in 2014.

▪ **Public Service – Neighborhood Newsletter (Project ID 0006/Local Code 14-06)**

National objective: public service & low/mod income area benefit
Activity objective: creating suitable living environment
Outcome: sustainability

Evaluation of PY 2014 performance: This activity was not undertaken in 2014.

▪ **CDBG General Administration (Project ID 0007/Local Code 14-07)**

Evaluation of PY 2014 performance: General administration expenses incurred in 2014 were paid with CDBG program income.

▪ **Infrastructure Improvements (Project ID 0008/Local Code 14-08)**

National objective: low/mod benefit
Activity objective: creating suitable living environment
Outcome: sustainability

Evaluation of PY 2014 performance: No infrastructure improvements were undertaken in 2014.

▪ **CHDO Set Aside (Project ID 0009/Local Code 14-09)**

Activity objective: providing decent affordable housing
Outcome: affordability

Evaluation of PY 2014 performance: Disbursements made were from 2009 and 2010 HOME funds. Progress payments totaling \$74,467.80 were made to Will County Habitat for Humanity for the construction of a single family home that will be completed in the summer of 2015. The City disbursed \$80,000.00 in 2010 HOME funds to Cornerstone Services for the construction of a six bedroom group home completed in April 2014.

▪ **Down Payment Assistance (Project ID 0010/Local Code 14-10)**

Activity objective: providing decent affordable housing
Outcome: affordability

Evaluation of PY 2014 performance: This activity was not undertaken in 2014.

▪ **Rental (Project ID 0011/Local Code 14-11)**

Activity objective: providing decent affordable housing
Outcome: affordability

Evaluation of PY 2014 performance: This activity was not undertaken in 2014.

▪ **HOME Administration (Project ID 0012/Local Code 14-12)**

Evaluation of PY 2014 performance: This activity was not undertaken in 2014.

Affirmatively Furthering Fair Housing

In 2011, the City submitted an Analysis of Impediments to Fair Housing Choice to HUD. Based on the analysis of demographic and housing trends and conditions in Joliet, potential impediments to fair housing choice were identified. These potential impediments are linked to the remedial strategies in the Fair Housing Action Plan included in Section 7 of the document. The Down Payment/Closing Cost Assistance provided to the purchasers of new and rehabilitated homes under the NSP1 and NSP3 programs furthered Goal #4, Strategy II. The Landlord Training Program held in 2014 furthered Goal #3, Strategy III, while the HUD-certified counseling program attended by the first-time homebuyers that purchased homes through NSP1 and NSP3 furthered Goal #12, Strategy I.

The City of Joliet is an active participant in the Will County Continuum of Care which includes representatives from local housing, health service, social service and child service

agencies. The Director of Neighborhood Services is currently the Co-Chair of the Leadership Committee and serves on the Ranking Committee and the Housing/Plan to End Homelessness Committee as well. He also serves on the Board of the Will-Grundy Medical Clinic.

City engineers serve on the Hickory Creek Watershed Planning Group with other representatives of local government. The goals of this committee include: improve water quality, protect environmentally sensitive areas and habitat, enhance recreational uses, mitigate problem areas, public outreach, education and participation.

The City continued to operate its rental inspection program with general corporate funds in 2014 to maintain safe and secure rental housing for its residents. A total of 2,726 rental inspections were made. Properties that did not have a current certificate were not approved for occupancy. Complaints generated by residents were inspected for code violations. Those complaints, if found to be accurate, were required to be abated by the landlord. Rental properties with three units or more and all non-owner occupied two unit buildings were inspected. Properties were certified for two to four years, depending on the number of code violations and the timeliness of the property owner in correcting those violations. In its effort to continually provide ongoing education to area landlords, the City hosted its annual Landlord Conference in 2014. Due to the overwhelming response, two sessions were held in 2014 with close to 400 landlords in attendance. Each session consisted of a three hour program which included presentations by the Joliet Police Department, Illinois Department of Human Rights, Joliet Regional Landlords Association, Housing Authority of Joliet, Community Investment Corporation, Energy Savers and an Eviction Attorney. Landlords received the training program manual, the international property maintenance codes, rental inspection ordinances and other materials deemed appropriate to promote decent and safe housing. Attendance was mandatory for landlords brought in for an administrative hearing and highly recommended for both new and existing landlords.

The Neighborhood Oriented Policing Team (NOPT) program continued to foster safer neighborhoods and provide for better police/community relationships in 2014. These officers are familiar with the residents in their neighborhoods and respond to all calls for service during their shift. They are taught to seek long-term solutions to repeat problems and to work with residents to create a safer environment.

Affordable Housing

The City continued to provide affordable housing for low-income households with its HOME funds. In 2014, Cornerstone Services completed the construction of a six bedroom group home funded in part with \$80,000.00 in HOME assistance. Cornerstone also began construction of two 6 bedroom group homes with HOME funds committed in the amounts of \$92,734.09 and \$82,734.09, respectively. The City disbursed \$74,467.80 of a \$138,000.00 commitment of HOME funds to Will County Habitat for Humanity for the construction of a single family home that will be completed in summer 2015. A condominium unit was also conveyed to Will County Habitat to provide homeownership to a very low to low-income household.

Community awareness and marketing are necessary components of a successful affordable housing program. In 2014, the City continued its outreach to the Joliet community to raise awareness of the NSP1 and NSP3 programs. The NSP properties were listed on the Multiple Listing Service (MLS) and advertised in local media by the realtor contracted by the City to sell the properties. The City continued its practice of sending information regarding the properties for sale to community stakeholders, requesting that it be made available to their employees and clients.

The City sold the last two properties that had been acquired for rehabilitation and resale as part of the Neighborhood Stabilization Program (NSP1). The City conveyed two homes acquired and rehabilitated with NSP3 funds to Cornerstone Services and Housing Authority of Joliet to benefit households earning less than 50% of area median income. One rehabilitated house and two new construction homes funded with NSP3 were sold to qualified first-time homebuyers. It is expected that the remaining new construction house will be sold in early 2015.

ASSIST Program: In 2014, the City ceded \$8,000,000 of its bonding volume capacity (CAP) to the Assist/Mortgage Credit Certificate Program, which provides 3% cash assistance to homebuyers at a low interest rate from local lenders and also allows the homebuyer to obtain a Mortgage Credit Certificate of up to \$2,000.00 per year on their federal income taxes for the life of their loan.

Will County Continuum of Care

The Continuum of Care has received in excess of \$23 million for Will County/Joliet through the SuperNOFA funding process since 1997. The 2013 Continuum of Care (CoC) Homeless Assistance Program Project Listing is as follows:

Tier 1 Projects

Christian Family Ministries & Lamb's Fold Center for Women and Children

- Permanent Housing for Chronically Homeless and Disabled Women and Their Children III
New Project: \$32,498

Catholic Charities Diocese of Joliet

- Turning Point
Renewal Project: \$53,498
- Kendall Grundy Homeless Project
Renewal Project: \$71,560
- Daybreak Center
Renewal Project: \$750,595

Cornerstone Services, Inc.

- Permanent Housing for Veterans – Chronically Homeless with Mental Illness Renewal A
Renewal Project: \$25,898
- Permanent Housing for Chronically Homeless Veterans with Mental Illness Renewal B
Renewal Project: \$25,278
- Permanent Housing for Homeless Veterans with Mental Illness Renewal Vets 12
Renewal Project: \$116,675

- Permanent Housing for Veterans – Chronically Homeless with Mental Illness Renewal C
Renewal Project: \$24,854

- Permanent Housing for Homeless Persons with Mental Illness and Their Families
Renewal Project: \$1,665,142

Will County Center for Community Concerns

- Planning Grant - \$38,066

Trinity Services, Inc (w/Lamb's Fold)

- Permanent Housing for Disabled Women and Their Children
Renewal Project: \$277,119

Tier 2 Projects

Christian Family Ministries &, Lamb's Fold Center for Women and Children

- Permanent Housing for Chronically Homeless and Disabled Women and Their Children
New Project: \$13,200

Catholic Charities, Diocese of Joliet

- Creative Crossroads

New Project: \$37,331

Cornerstone Services, Inc.

- Permanent Housing for Homeless Persons with Mental Illness and Their Families
New Project: \$111,637

The Homeless Services Program was designed and initiated by the Will County Continuum of Care to provide services that would not be otherwise available to the homeless population and to “fill in the gaps” in homeless services. For the time period from October 1, 2012 through September 30, 2013, a total of 423 households, consisting of 555 individuals were served. The individuals served included 367 single adults and 56 families consisting of 64 adults and 124 children. The following breakdown is representative of where the 423 households stayed the night prior to their first service:

- 240 households were residing in an emergency shelter.
- 31 were enrolled in transitional housing programs.
- 29 were inconsistently staying with family/friends.
- 26 were on the streets without any form of shelter.
- 80 were in a substance abuse treatment program.
- 17 were temporarily staying in a hotel/motel.

A total of \$27,971.61 was expended for services during the program year. The average cost of services (not including case management) was \$66.13 per household or \$50.40 per person.

The 4th Week Phenomenon Program was a concept that formed during the Continuum's 10 year plan to end chronic homelessness. This program is designed for those representatives of the population that meet the description of the “4th Week Phenomenon” – individuals who live in the inexpensive hotels/motels in the area until their monthly benefits run out. They then move into shelters or live on the street for the fourth week of the month or until their monthly benefit become available again on the first of the month. Once the money is available, they move back into the hotels/motels until the money runs out again. During the

program year that ran from 10/1/12 through 9/30/13, 84 persons participated in this program, which included 29 single adults and 13 families consisting of 17 adults and 38 children. Around 36% of the participants in this program to date have obtained a "positive outcome," which means they were placed into permanent or transitional housing.

Further explanation of the above referenced programs and other services provided locally by Will County Center for Community Concerns can be found in the Continuum's 2014 Annual Open Leadership Meeting Report which is included as **Exhibit A**.

Other Actions

A. Obstacles to Meeting Underserved Needs

Affordable housing has been identified in the 2010 Consolidated Plan as the highest priority need. A major obstacle to addressing the need for affordable housing is the ongoing economic conditions. The impact of current economic conditions on city spending is evidenced by the 2014 budget which forecasted revenues to remain flat and further reduction in discretionary spending.

While the cost of acquiring properties for rehabilitation continues to be positively impacted by the current housing market, rising rehabilitation costs offset this benefit. Because the City's low and moderate census tract areas include the oldest sections of Joliet, historic preservation requirements continue to be an additional obstacle to affordable housing. Rehabilitation costs are driven up when elements must be fixed rather than replaced, due to their historic or architectural significance. The end result is an expensive home requiring additional down payment assistance and/or leveraged financing to work.

The City continues to work on Hickory Creek and Spring Creek, which flow through the heart of the east side low and moderate income census tracts. The project to deepen Hickory and Spring Creeks is funded by the Department of Natural Resources Division of Waterways and will not be completed for several years. Rehabilitation in flood plains is very difficult to complete and, in some instances, impossible to consider due to FEMA rules with regard to rehabilitation projects in the floodplain. This leaves the City unable to acquire certain properties for the Local Homestead Program. Even if the purchase prices of properties are within budget to acquire, the cost to rehabilitate is not feasible due to their location in the floodplain. Once the project to deepen Hickory Creek and Spring Creek is completed, a Letter of Map Revision will be requested. Once approved, some of the properties currently in the flood plain will be reclassified as no longer in the flood plain. This action will positively impact the City's ability to undertake new construction and rehabilitation projects in that area.

B. Foster and Maintain Affordable Housing

Code enforcement is the key to maintaining and improving the affordable housing stock. Neighborhood Services inspectors work with various other departments to focus on problems that threaten safe and secure housing. The City utilizes an administrative review process to mitigate housing problems on a timely basis. Additionally, the City inspects rental properties

C. Eliminate Barriers to Affordable Housing

The City previously submitted an Analysis of Impediments to Fair Housing Choice to HUD in 2011. Based on the analysis of demographic and housing trends and conditions in Joliet, potential impediments to fair housing choice were identified. These potential impediments are linked to the remedial strategies in the Fair Housing Action Plan included in Section 7 of the document. The Down Payment/Closing Cost Assistance provided to the purchasers of new and rehabilitated homes under the NSP1 and NSP3 programs furthered Goal #4, Strategy II. The Landlord Training Program held in 2014 furthered Goal #3, Strategy III, while the HUD-certified counseling program attended by the first-time homebuyers that purchased homes through NSP1 and NSP3 furthered Goal #12, Strategy I.

D. Overcome Gaps in Institutional Structure and Enhance Coordination

The City of Joliet will continue to apply for funding from the Illinois Housing Development Authority (IHDA) as it becomes available to assist very low- and low-income households in the purchase of their first home. The City will work with Harris Bank, Peoples Home Equity, Inc. and other financial institutions to finance the purchase of properties by qualified applicants through its housing program activities.

In 2014, the City worked in cooperation with the Housing Authority of Joliet on issues related to public safety and resident initiatives. Neighborhood Oriented Police Teams are assigned to many of the housing authority sites.

E. Improve Public Housing and Resident Initiatives

The Housing Authority of Joliet was established by the City of Joliet for the purpose of building, operating and maintaining housing for low-income households. The Housing Authority of Joliet's Board of Commissioners is a seven-member body appointed by the Mayor and City Council. Although the Board of Commissioners is appointed by the Mayor and City Council, under Illinois law it is a separate unit of local government and is not subject to City control. Commissioners determine policies and approve operating budgets, programs and services consistent with its mission and subject to the mandates and limits imposed by state and federal laws. With respect to hiring, contracting and procurement, the Housing Authority of Joliet is an entity separate from the City and is solely responsible for handling these activities and has its own personnel for that purpose. Additionally, decisions regarding proposed development sites, demolition or disposition of public housing developments are also within the purview of the Housing Authority, as is its Comprehensive Plan.

F. Evaluate and Reduce Lead-Based Paint Hazards

The homes which the City acquires and rehabilitates through its Local Homestead Program have been located in low and moderate census tracts, which include the majority of housing units built prior to 1978. Purchasers of pre-1978 built city-owned houses are provided with a copy of the lead paint pamphlet, Protect Your Family From Lead in Your Home. The City also requires contractors to follow HUD's lead-based paint regulations for construction and rehabilitation projects funded through the CDBG and HOME programs. Work write-ups for

projects include a section on lead-based paint testing and abatement when necessary under the current regulations. The City also includes a section on Residential Lead Paint Disclosure Requirements in the Landlord Training Manual, which landlords receive when they participate in the Landlord Conference. Staff attends training on these requirements when available. The City's property maintenance coordinator has completed HUD's Visual Assessment Course.

In Will County, three zip codes are high risk for lead poisoning: 60432, 60433 and 60436. All three of the zip codes are located in Joliet. The Illinois Lead Program Surveillance Report – 2012 contains the results of blood lead testing in Will County on all children 15 years old or younger:

- 11,417 children were tested in Will County
- 370 children had blood lead test results of 5 – 9 ug/dL
- 36 children had blood lead test results of 10 – 14 ug/dL
- 12 children had blood lead test results of 15 – 19 ug/dL
- 19 children had blood lead test results of 20+ ug/dL

The following are highlights from the 2012 Report:

- A total of 291,153 children were tested for blood lead poisoning from January through December 2012.
- About 97 percent of children tested were 6 years of age and younger at time of testing.
- Approximately one in 130 children tested was confirmed with a venous blood lead level of 10 micrograms per deciliter or greater, the current level for public health intervention in Illinois.
- Approximately one in 14 children (10 percent) tested was confirmed with a venous lead level of 5 micrograms per deciliter or greater, the recommended federal reference value for public health intervention.
- Of the 29,160 children tested in 2012 with blood lead levels of 5 micrograms per deciliter or greater:
 - 52 percent were males
 - 42 percent were children 1 and 2 years of age
 - 82 percent were receiving Medicaid benefits
 - 13.1 were black compared to 9.4 percent white

Education is a key component to reducing lead-based paint hazards. In Illinois, all children from low income families (i.e., Medicaid-eligible children) should receive a blood lead test at ages 12 and 24 months, even if they live in a low-risk zip code area. If the child is 3 through 6 years old and has not been tested, a blood lead test is required.

F. Ensure Compliance with Program and Comprehensive Planning Requirements

The City of Joliet's Consolidated Plan covered the 5-year period from January 1, 2010 through December 31, 2014. The City of Joliet was unable to complete the goals identified in the Consolidated Plan. Realization of the goals was dependent upon federal funding, which

was withheld from the City for FY 2011, 2012 and 2013 until HUD was satisfied that the proposed settlement agreement in the ongoing civil rights litigation concerning Evergreen Terrace would bring the City of Joliet in compliance with its civil rights certifications.

The City reassesses all long-term goals prior to the development of each Annual Action Plan under the Consolidated Plan. This is accomplished by assessing progress made the previous year(s) and expectations for the upcoming year. This assessment is used as a tool to determine if specific goals are feasible. Additionally, each year the City reassesses the long-term goals in coordination with measurements of activity progress and benchmarks. This reassessment is conducted at the beginning of the 6th month of any Action Plan.

G. Reduce the Number of Persons Living Below the Poverty Level

The Neighborhood Services Division of the City of Joliet works closely with the Will County Continuum of Care, which set ups and offers training for individuals. The purpose of the training is to provide individuals living in homeless shelters or supportive housing with the education needed to obtain gainful employment. In 2014, funding was not available for this activity.

While no City CDBG or HOME funds were utilized to address this issue in 2014, various non-profit agencies and governmental entities worked to reduce poverty with existing programs. The Workforce Services Board of Will County, which is located in Joliet offers employment training programs, scholarships, a Clothes 4 Work program and a Mobile Workforce Center to assist job seekers in the community. General or emergency services are available through the Joliet Township Government office for residents of Joliet Township. Catholic Charities, Diocese of Joliet offers Early Childhood Services / Head Start Programs, Supportive Services for Veteran Families (SSVF), Mobile Food Pantry, Shepherds Table, as well as, an “Out of Poverty” program that creates and fosters an environment in which change can and does occur for persons whose lives are sustained in some form of poverty. The Will County Center for Community Concerns (WCCCC) offers the following programs: LIHEAP (Low Income Home Energy Assistance Program) and IHWAP (Illinois Home Weatherization Assistance Program) that benefit low-income residents of Will County. WCCCC is also a HUD-certified Housing Counseling agency. Senior Services of Will County delivers nutritious meals to persons age 60 and over who are homebound because of illness, physical or mental impairment or otherwise isolated.

Leveraging Resources

In order to provide affordable housing, the City leveraged all resources available. The following resources were utilized in 2014:

Federal Resources

The City of Joliet spent CDBG program income in the amount of \$11,008.18 for costs associated with a demolition project and for general administration. The City also disbursed \$154,467.80 in 2009 and 2010 HOME funds to Cornerstone Services and Will County

Habitat for Humanity. Both nonprofit agencies provide housing to very low and low-income households.

The City continued to fund NSP1 activities from its allocation of \$3,531,810.00. At the end of 2014, a total of \$4,706,775.95 in grant funds and program income had been disbursed. A total of twenty-eight properties have been acquired since the program's inception. Of eighteen rehabilitated/constructed single family homes, thirteen have been sold to qualified first-time homebuyers and five conveyed to non-profit organizations and the local housing authority to provide affordable rental housing. Nine properties are currently land banked and a total of twenty-six properties (of which 12 are city owned and 14 are non-city owned) have been demolished.

State Resources

The City also expended its allocation of NSP3 funds totaling \$1,890,000.00 from the Illinois Housing Development Authority (IHDA) by the March 15, 2014 deadline. The City rehabbed four properties, two of which were sold to first-time homebuyers. The remaining two properties were conveyed to Housing Authority of Joliet and Cornerstone Services to benefit households earning less than 50% of area median income. The three new construction homes were completed in 2014 and two of them sold to qualified applicants. It is anticipated that the remaining new construction home will be sold in the first quarter of 2015. One property originally purchased to be rehabilitated was demolished in 2014.

The City of Joliet, in partnership with Will County and Will County Center for Community Concerns, was awarded \$3,000,000.00 in National Foreclosure Settlement Funds in 2013. More than \$600,000.00 of this funding was allocated to Will County Center for Community Concerns to provide housing counseling services, foreclosure prevention programs and emergency housing assistance. The balance of the grant will fund the acquisition, rehabilitation and resale of approximately 30 homes in Joliet, Lockport and Crest Hill over a three year period.

In 2014, the City of Joliet was awarded a \$75,000.00 grant from the Abandoned Residential Property Municipality Relief Program which is administered by the Illinois Housing Development Authority (IHDA). The City used the grant to demolish three abandoned homes in the City's target area.

Local Resources

ASSIST Program: In 2014, the City ceded \$8,000,000.00 of its bonding volume capacity (CAP) to the Assist Program, which provides 3% cash assistance to homebuyers at a low interest rate from local lenders and also allows the homebuyer to obtain a Mortgage Credit Certificate of up to \$2,000.00 per year on their federal income taxes for the life of their loan.

Emergency Solutions Grant (ESG) Program: Formerly the Emergency Shelter Grant Program, the Emergency Solutions Grant Program was combined with HUD's Homeless Assistance Program through HEART Act legislation in 2009. In 2013, Will County became a direct recipient of this funding from HUD for the first time. On October 1, 2014, ESG

grant funds became available in the total amount of \$128,312 to address unmet needs of the homeless and at-risk persons and households. Will County allocates those funds in accordance with the ESG guidelines.

Roadways Improvement Program: The City of Joliet implements neighborhood public projects through the Roadway Improvement Program. These projects include street construction, street lighting, drainage and storm sewer projects.

Local Lending Institutions: The City worked with BMO Harris Bank and Peoples Home Equity, Inc. to procure first mortgage financing for qualified participants of the NSP1 and NSP3 programs at current market rates.

Public Land Auction: The City of Joliet has been acquiring vacant parcels through a public auction administered by the Will County Tax Agent for the past seventeen years. Many of these properties are used for the development of new single family homes. The three new homes constructed with NSP3 funds in 2014 were on lots acquired at public auction.

Matching Requirements

The City of Joliet disbursed \$154,467.80 in HOME funds in 2014, resulting in a match liability of \$38,616.95 for the fiscal year. The HOME Match Liability Report can be found in **Appendix L**.

Citizen Comments

A public hearing presenting the 2014 CAPER was held on February 26, 2014. Copies of the 2014 CAPER are available during the 30 day comment period from February 27, 2015 through March 30, 2015 in the Neighborhood Services Division, the City Clerk's Office and the two locations of the Joliet Public Library and to view online at the City of Joliet Website: www.cityofjoliet.info. A copy of the Public Hearing ad is included in **Exhibit B**.

Certification of Consistency

During the 2014 fiscal year, the City of Joliet provided a Certificate of Consistency with the Consolidated Plan to IL-506 Joliet/Bolingbrook/Will County Continuum of Care. A copy is included as **Exhibit C**.

Self-Evaluation

CDBG Activities and HOME Activities

Prior to the fall of 2013, the City's last allocation of CDBG and HOME funds were received in 2010. By the end of 2012, the City had expended all CDBG funds carried forward from previous years. With no funds available at the start of 2013 or for the foreseeable future, no CDBG activities were contemplated or undertaken except for Code Enforcement – Demolition with 2013 CDBG program income. The remaining CDBG activities consisting of the Local Homestead Program, Code Enforcement – Inspections, Graffiti Removal,

Neighborhood Newsletter, Public Infrastructure, Homeless Services and General Administration were not funded in 2013 with CDBG funds. The City did, however, fund Code Enforcement – Inspections and Graffiti Removal with general corporate monies only. By the end of 2012, all 2010 HOME funds had been committed and no additional commitments were made in 2013. HOME funds in the amount of \$128,586.49 were disbursed to the Housing Authority of Joliet’s Liberty Meadows Estates Development in 2013.

With the receipt of FY 2011, 2012 and 2013 CDBG and HOME funds in the fall of 2013, the City decided to explore using these federal funds for activities related to the acquisition and redevelopment of Evergreen Terrace. In early 2014, the City awarded a \$24,500.00 contract to Urban Design Ventures to complete the 2015-2019 Consolidated Plan in accordance with HUD requirements and all applicable guidelines. CDBG program income was utilized for the 2014 expenses incurred for two CDBG activities: General Administration and Clearance – Demolition. The City funded Code Enforcement – Inspection of Housing Units & Environment and Graffiti Removal with general corporate monies only, as had been done in 2013. HOME funds were disbursed in 2014 to Cornerstone Services in the amount of \$80,000.00 for the construction of a group home and to Will County Habitat for Humanity in the amount of \$74,467.80 for the construction of a single family home. In October 2014, the court ruling that the City of Joliet had the right to condemn the Evergreen Terrace Housing Development was handed down. In December 2014, the City approved a change order to the contract with Urban Design Ventures to prepare a Substantial Amendment to the City’s FY 2011 through FY 2014 CDBG and HOME Programs Annual Action Plans.

Monitoring

Activities funded under the HOME program are monitored based on the number of assisted units in the project for a period that is equal to a specific activity’s period of affordability. A notification letter or e-mail is sent to each HOME-assisted agency at least two weeks prior to the monitoring visit and includes the date and scope of the inspection. HOME-assisted files are reviewed for compliance with affordability, income targeting and tenant participation requirements. Leases are examined to confirm that they contain no prohibited provisions, terms are at least one year (unless otherwise agreed upon by the tenant and owner), rents do not exceed the maximum HOME rents and that they are properly executed. Income certification and source documentation are also reviewed. Inspections are made of 15% of the HOME-assisted units to ensure that minimum property standards are met. Follow-up letters are sent after the monitoring visit to advise the agency of any concerns, findings or corrective actions to be taken. No monitoring was performed in 2014.

CDBG Program Narrative

Assessment of relationship between the use of CDBG funds to the priorities, needs, goals and specific objectives identified in the Consolidated Plan.

The priority needs, goals and objectives identified in the 2010 - 2014 Consolidated Plan were based on an analysis of 2000 census data reports. The data indicated that very low-income households had the greatest housing needs, irrespective of their status as renters or

homeowners. Approximately two-thirds of total households in this income category (earning less than 30% of the median family income) had housing problems and cost burden exceeding 30% of their income. Additionally, 43% of this income group experienced severe cost burden, exceeding 50% of their income. Rental households in the extremely low and low-income categories experienced cost burdens of 47% and 45.9%, respectively. Over 66.7% of extremely low-income elderly owner households experienced cost burden. Further analysis indicated that the incidence of housing problems experienced by minorities was disproportionately greater when compared to the city's population as a whole. Based upon the identified housing needs, the City determined that affordable housing was the primary priority need. The same process was applied to determine the other priority needs: elimination of slum and blight and public service.

In order to reach the goals and specific objectives identified in the Consolidated Plan, eligible activities were chosen that would best meet the priority needs. As stated previously in this submission, the hold placed on the City of Joliet's FY 2011, 2012 and 2013 CDBG and HOME funds until their release in September 2013 had a detrimental effect on the City's ability to reach the goals and objectives that had been identified in the Consolidated Plan. The Evergreen Terrace litigation and subsequent settlement agreement and court ruling were the catalysts for the Substantial Amendment to the City's FY 2011 through FY 2014 Annual Action Plans for the use of CDBG and HOME funds. The Public Hearing for the Substantial Amendment to FY 2011, 2012, 2013 and 2014 CDBG and HOME Programs will be held on February 17, 2015 and on public display for a period of 30 days beginning on Friday, January 30, 2015 and ending on March 2, 2015. The City Council meeting to approve the Substantial Amendment will be held on March 3, 2015.

The following narratives provide a brief description of CDBG activity undertaken in 2014, the geographic distribution of those assisted by the program and the funds expended.

1. Code Enforcement (Clearance and Demolition): This activity is the demolition of vacant, dilapidated structures throughout the city. Asbestos testing was paid for with CDBG program income and the property will be demolished in 2015.

Geographic distribution:	City-wide
153 Bridge Street	8819.00, Block Group 1
Amount Funded in 2014:	\$ -0-
2014 Program Income Expended in 2014:	\$ 120.00

2. General Administration: General planning and administration for program year 2014. Funds are used for overhead, travel, office supplies, reporting, publishing, telephone, radio maintenance, staff education, printing and binding.

Amount Funded in 2014:	\$ -0-
2014 Program Income Expended in 2014:	\$ 10,888.18

HOME Program Narrative

Resale and Recapture Requirements for HOME: The City of Joliet imposes recapture requirements on HOME-assisted housing. The HOME-assisted units must meet the affordability requirements for not less than the applicable period specified in the following, beginning after project completion.

Homeownership Assistance HOME amount per-unit	Minimum period of Affordability in years
Under \$15,000.00	5
\$15,000.00 to \$40,000.00	10
Over \$40,000.00	15

At the time the homebuyer purchases the HOME-assisted property as their personal residence, a mortgage is signed and recorded. The amount of the HOME funds and the affordability period are included in the document. If the buyer chooses to sell the premises or no longer use it as his/her principal residence during the affordability period, the City's mortgage will appear on the title commitment. The City will be notified when a payoff figure is requested. The entire amount of the HOME investment will be recaptured out of the net proceeds of any sale of HOME-assisted property. Net proceeds are defined as the sales prices minus superior loan repayment (other than HOME funds) and any closing costs. Under no circumstances can the City of Joliet recapture more than is available from the net proceeds of the sale. Recapture of the HOME funds releases the original homebuyer from additional HOME affordability obligations. The City of Joliet then uses the recaptured HOME funds for another HOME eligible activity. The requirements of this paragraph shall survive closing and shall not merge in the deed to the premises. The seller may incorporate the HOME and federal affordability requirements into deed restrictions, restrictive covenants or similar instruments.

HOME Matching Requirements

The HOME match requirement for all HOME-eligible activities is 25% of any funds expended. The City of Joliet used previous years' excess match in the amount of \$38,616.95 in 2014. The HOME Match Report is included as **Exhibit D**.


MBE and WBE Business Report

No contracts were awarded for the CDBG program during the FY 2014 reporting period. Four contracts totaling \$393,468.18 for the HOME program were awarded during the FY 2014 reporting period, of which one contract totaling \$138,000.00 was awarded to a Section 3 business. A copy of the Annual Performance Report – HOME Program is included as **Exhibit E**.

It is the policy of the City to provide equal opportunities to firms owned by minority business enterprises and women's business enterprises to bid on all contracts awarded by the City of Joliet. Furthermore, it is the City's policy to prohibit discrimination against any business in

pursuit of these opportunities, to conduct its contracting activities so as to prevent such discrimination, to correct present effects of past discrimination and to resolve complaints of discrimination. A notice of bid availability is routinely distributed to businesses on this mailing list and is advertised in the legal section of the local newspaper. The City also encourages minority participation in non-housing community development projects, such as demolition and clearance, weed cutting and board ups. The City maintains a list of minority and women-owned businesses which is updated annually. A copy of the 2014 Minority Business Listing is included as **Exhibit F**.

**EXHIBIT A: WILL COUNTY CONTINUUM OF CARE 2014 ANNUAL MEETING
REPORT**



Will County
Continuum
of
Care
Serving Will, Kendall,
& Grundy Counties

Annual Open Leadership Meeting

Monday, April 28th, 2014
8:30 a.m. - 12:00 p.m.

Cherry Hill Conference Center
2505 E. Washington
Joliet, IL 60433

Contents

Agenda.....	3
Continuum of Care.....	4
Leadership Committee.....	5
Working Committees.....	6
Consumer Committee Application.....	7
2014 Committee/Meeting Schedule.....	8
2013 Housing Inventory Chart.....	9
2013 CoC NOFA Ranking Summary.....	10
2013 Project Ranking.....	11
IDHS Homeless Prevention.....	12
Emergency Solutions Grant (ESG).....	12
2013 Informational Forum Agenda.....	14
2013 Mainstream Benefits Forum Agenda.....	15
2013 Point-In-Time Homeless Count.....	16
Homeless Services Program.....	17
4 th Week Phenomenon Program.....	18
Key Dates from 2013.....	19
CoC Staff Contact Information.....	22

Agenda

- I. Call to Order – Welcome**
Ronald Pullman, Leadership Committee Chair
Will County Land Use Department, Community Development Division
- II. Introductions and Continuum of Care Overview**
- III. Approval of Agenda**
(Leadership Members)
- IV. Approval of February 24th, 2014 minutes**
(Leadership Members)
- V. Affordable Care Act (ACA)**
 - **Report and Follow-up from October Meeting**
Cindy Jackson
Will County Health Department
 - **ACA in Illinois and Organizational Considerations**
Charles Watkins
Get Covered Illinois, Office of the Governor
- VI. Legislative Updates: Federal and State Policies**
Sharon Legenza/Gianna Baker
Housing Action Illinois
- VII. HEARTH Act, Training, and Technical Assistance**
Lindsey Bishop Gilmore
Stephanie Sideman
Corporation for Supportive Housing
- VIII. Additions / Questions / Announcements**
- IX. Adjournment**



Continuum of Care (CoC)



"Homelessness cannot be solved by a single agency or organization, by a single level of government, or by a single sector. Everyone should be reminded of the intricacies of homelessness as a policy area, and remember that preventing and ending homelessness will take real coordination, collaboration, and a constant change of ideas."

HHS Secretary
 Kathleen Sebelius

For more general information about CoCs, please visit:

www.onecpd.info/coc/

The Will County area has long supported its homeless and at-risk population through a strong and committed service provider network. Kendall and Grundy Counties are newly part of the Will County Continuum of Care (CoC) beginning in 2014. This was the result of Kendall and Grundy providers approaching our leaders and requesting to join our CoC as a better geographic fit than the Central Illinois Continuum of Care. Both CoCs approved this move in 2013.

Our CoC is dedicated to streamlining and strengthening the current service delivery system through even greater collaborative planning, partnership and program execution. It is the vision of the members to create a seamless, comprehensive system of services that:

1. Prevents homelessness
2. Supports the emergency as well as ongoing supportive needs of the homeless
3. Provides the tools necessary to sustain independent living
4. Leads to permanent self-sufficiency, thereby ending homelessness

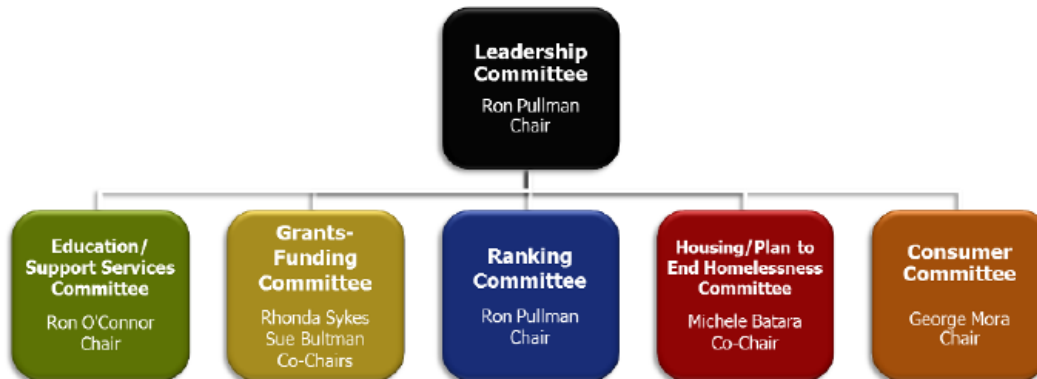
Who should participate?

Government entities, elected officials, non-profit organizations, financial institutions, businesses, housing developers, churches, health care providers, neighborhood associations, educators, the media, homeless as well as formerly homeless persons and others.

What will we achieve in partnership?

Identification of gaps, expansion of existing or development of new services, collaboration for funding opportunities, reduction in duplication and the streamlining of service delivery, while measuring the effectiveness of all services and activities on an ongoing basis within the following structure:

Five "homeless support" committees closely focus on the primary issues impacting the homeless and address these issues in relationship to homeless prevention, crisis intervention, stabilization, housing/self-sufficiency and follow-up. In 2013, a Consumer Committee was added to the existing committee structure to give consumers a direct voice in planning and working to prevent and end homelessness in our geographic area:



Leadership Committee



Current Members:

Agape Missions, NFP
 Jill Skole

Aunt Martha's Youth Service Center
 Laquita Sigler

Catholic Charities, Diocese of Joliet
 Courtney Suchor
 Pam Terrell

City of Joliet Neighborhood Services
 Alfredo Melesio (Co-Chair)

City of Joliet Police Department
 Sgt. Thomas Grutzius

Consumer Committee Representative
 George Mora

Cornerstone Services, Inc.
 Sue Bullman
 Nicole Miralgio

Crisis Line of Will County
 Michele Batara

Emerging Life Solutions
 Chrystal Hansen

Guardian Angel Community Services
 April Balzhiser

Housing Authority of Joliet
 R. Dale Evans

Illinois Dept. of Employment Security
 Eva Kukuika

Lamb's Fold Center for Women and Children
 Rhonda Sykes

MorningStar Mission Ministries, Inc.
 Marilyn Farmer

Stepping Stones Recovery Center
 Pete McLenighan

Trinity Services, Inc.
 Michelle Brubaker

United Way of Will County
 Michael Hennessy

Veterans Assistance Commission of Will County
 Kristina McNichol

Village of Bolingbrook
 Matthew Eastman

Will County Center for Community Concerns
 Kris White

Will County Community Development Department
 Ronald J. Pullman (Chair)

Will County Health Department
 John J. Cicero

Will County Regional Office of Education
 Ron O'Connor

The Leadership Committee provides oversight, coordination, and acts as the decision-making body to ensure that the mission and purpose of the Will County Continuum of Care as set forth in the bylaws is achieved. In support of this purpose, the Leadership Committee shall have the authority to: set and assign goals to committees; assess the progress of goals of Continuum committees; combine and/or eliminate Continuum committees if the need arises to accomplish continuum goals; respond to Committee requests to assist with problem solving and development of initiatives designed to fill homeless service gaps; and to provide technical assistance as needed.

The Leadership Committee members are assigned by the participating agencies of the Continuum of Care set forth in the bylaws and the chairs of the other four committees. Additional members may be added by an amendment to the bylaws and approved by the decision of the committee. Included members are: governmental entities, elected officials, homeless housing providers, and non-profit agencies. Officer terms are two years. Nominations are made at the July meeting, voting takes place at the September meeting, and officers for the next two years are announced at the November meeting. Officers can serve two terms if nominated and elected. The officers re-elected in 2012 for 2013-2014 are:

Chair
Ronald Pullman
 Will County Land Use Department,
 Community Development Division

Co-Chair
Alfredo Melesio
 City of Joliet, Neighborhood Services
 Division

Meetings generally have occurred on the fourth Monday of odd-numbered months at 1:00 p.m. at the Will County Center for Community Concerns, however, meeting times and locations are subject to change by the decision of the Committee. This year, the Leadership Committee has elected to schedule additional meetings in order to meet the increased need for HEARTH Act implementation. Please see the schedule below.

Non-Leadership members of the Continuum serve on one or more of the standing Committees to assist in the work of the Continuum. Committee membership is voluntary. To become a member of a Committee, a person needs only to attend a Committee meeting and register with the Committee Chair and the Homeless Services Coordinator. We generally ask for a commitment of one year from anyone who would like to join.

Each non-Leadership Committee shall have a designated Chair and Co-Chair that will facilitate the Committee meetings and represent the interests of the Committee by attending the Leadership Committee meetings. These appointments are assigned by the Leadership Committee.

Two Leadership Committee meetings per year serves as annual meetings/open forums and will be open for attendance by anyone who takes interest in preventing and ending homelessness.

2014 Leadership Committee Schedule

January 27th

February 24th

April 28th
 (Annual Open Meeting)

May 19th

June 23rd

July 28th

August 25th

September 22nd

October 27th

November 24th

Education/Support Services Committee

Chair
Ronald O'Connor
Will County Regional Office of Education

Strategically plans and coordinates CoC efforts relating to education or support service issues which include: access to mainstream benefits; plans/hosts the annual Mainstream Benefits Forum, Information Forum, and Education Symposium trainings; develops practices to ensure that all homeless children are enrolled in school and connected to appropriate services within the community; coordinates specialized education and training to clients in supportive housing; addresses employment and transportation related issues; and provides networking, general support, and/or technical assistance to direct client service staff of local homeless services providers, mainstream benefit providers, and school district homeless liaisons. Meetings generally occur on the second Tuesday of even-numbered months.

Grants-Funding Committee

Co-Chairs
Rhonda Sykes
Lamb's Field Center for Women and Children
Sue Bultman
Comarstone Services, Inc.

Oversees the writing and submission of the CoC NOFA application and the project ranking/selection process for the application, coordinates the sharing of funding opportunities to member organizations of the CoC, reviews application scores and debriefings to make recommendations for future competitions, and ensure equal opportunity of all organizations that wish to pursue funding opportunities for projects that serve the homeless and at-risk populations. Meetings are scheduled with the active members as necessary to accomplish objectives.

Ranking Committee

Chair
Ronald Pullman
Will County Land Use Department,
Community Development Division

Reviews new and existing projects for selection and prioritization in the annual CoC NOFA application and for other CoC funding opportunities that arise such as the Emergency Solutions Grant Program (ESG); systematically analyzes Annual Performance Reports (APRs) submitted by existing projects each year and conduct site visits as needed; and reviews HUD correspondence and/or audits, etc., as is required or is necessary when performance issues arise. The committee is comprised of objective, unbiased, third-party community members that represent the homeless population, local government, entitlement communities, businesses, and other local nonprofit and faith-based organizations. Meetings are scheduled with the active members as necessary to accomplish objectives.

Housing/Plan to End Homelessness Committee

Co-Chair
Michele Batara
Crisis Line of Will and Grundy Counties

Strategically plans and coordinates CoC efforts relating to all housing issues which include: Coordinated Assessment, Point-In-Time Counts, Housing Inventory, Homeless Prevention, Rapid Re-Housing, Emergency Shelter, Transitional Housing, Permanent Supportive Housing, and access to affordable housing resources in the community. The Committee/members collaborate with advocacy organizations and other local, state, and national planning entities; oversee discharge planning and disaster preparedness initiatives; provide ongoing development of the 10-Year Plan; and plan interventions for chronically homeless persons. The Committee has been focusing intently on Coordinated Assessment and is ready to complete the final draft of the assessment tool that will be submitted to the Leadership Committee for approval and implementation.

Consumer Committee

Chair
George Mora
Consumer Representative

The conduit by which homeless and formerly homeless persons participate in our community's planning efforts and take action to prevent and end homelessness in Will County. Acts as the medium between consumers of homeless services and CoC; outreaches to consumers and represents their needs to the CoC; advocates for the needs of consumers in our community; networks within the community and with other communities to provide and receive information on best practices and innovative solutions toward preventing and ending homelessness; and by being a resource for and advising other CoC committees in regard to their roles and tasks within the CoC. The committee **is actively recruiting much needed new members**. Please see the request on the next page.



Consumer Committee Membership Application

Name:		
Email:		
Address:		
City:	State:	Zip:
Phone:	Fax:	

In addition to this completed application, please include the following:

- Letter of Sponsorship from Homeless Housing Provider** (Agape Missions, Catholic Charities Daybreak Shelter, Cornerstone Services, Family and Friends, Guardian Angel Community Services, Lambs Fold Center for Women and Children, MorningStar Mission, and Trinity Services, Inc.)
- Additional Reference Letter** (Does not have to be from Homeless Housing Provider)
- 1-2 page Personal Statement that includes the following:**
 - Your experience with homelessness
 - Services you received related to your homeless experience
 - Why you want to participate in the Consumer Committee

By signing below I am expressing my interest in participating in the Will County Continuum of Care Consumer Committee and that I am willing to attend regular meetings for a period of one year.

Signature: _____

Today's Date: ____/____/____
Month Day Year

Please submit completed applications to:

Will County Continuum of Care
Attn: Todd Fuller
304 N. Scott Street
Joliet, IL 60432

OR

tfuller@wcccc.net

2014 Committee/Meeting Schedule

Date	Time	Committee/Meeting
January 27 th , 2014	1:00 p.m.- 3:00 p.m.	Leadership
February 5 th , 2014	10:00 a.m.-12:00 p.m.	Housing/PEH
February 6 th , 2014	10:00 a.m.-12:00 p.m.	Consumer
February 11 th , 2014	9:00 a.m.- 11:00 a.m.	Education
February 24 th , 2014	1:00 p.m.- 3:00 p.m.	Leadership
April 2 nd , 2014	10:00 a.m.-12:00 p.m.	Housing/PEH
April 8 th , 2014	9:00 a.m.- 11:00 a.m.	Education
April 28 th , 2014	8:30 a.m.- 12:00 p.m.	Semi-Annual Open Leadership
May 1 st , 2014	10:00 a.m.-12:00 p.m.	Consumer
May 16 th , 2014	1:00 p.m.- 3:00 p.m.	Spring Informational Forum
May 19 th , 2014	1:00 p.m.- 3:00 p.m.	Leadership
June 4 th , 2014	10:00 a.m.-12:00 p.m.	Housing/PEH
June 5 th , 2014	10:00 a.m.-12:00 p.m.	Consumer
June 10 th , 2014	9:00 a.m.- 11:00 a.m.	Education
June 23 rd , 2014	1:00 p.m.- 3:00 p.m.	Leadership
July 3 rd , 2014	10:00 a.m.-12:00 p.m.	Consumer
July 28 th , 2014	1:00 p.m.- 3:00 p.m.	Leadership
August 6 th , 2014	10:00 a.m.-12:00 p.m.	Housing/PEH
August 7 th , 2014	10:00 a.m.-12:00 p.m.	Consumer
August 12 th , 2014	9:00 a.m.- 11:00 a.m.	Education
August 25 th , 2014	1:00 p.m.- 3:00 p.m.	Leadership
September 4 th , 2014	10:00 a.m.-12:00 p.m.	Consumer
September 22 nd , 2014	1:00 p.m.- 3:00 p.m.	Leadership
October 1 st , 2014	10:00 a.m.-12:00 p.m.	Housing/PEH
October 2 nd , 2014	10:00 a.m.-12:00 p.m.	Consumer
October 14 th , 2014	9:00 a.m.- 11:00 a.m.	Education
October 17 th , 2014	9:00 a.m.- 11:00 a.m.	Mainstream Benefits Forum
October 27 th , 2014	1:00 p.m.- 3:00 p.m.	Semi-Annual Open Meeting
November 6 th , 2014	10:00 a.m.-12:00 p.m.	Consumer
November 24 th , 2014	1:00 p.m.- 3:00 p.m.	Leadership

**Schedule is current as of 4/28/2014. Meeting times are subject to change. Please contact the CoC Staff (see last page) for the most up-to-date information.*

2013 CoC NOFA Ranking Summary

In the 2013 CoC Homeless Assistance Notification of Funding Availability (NOFA) of the United States Department of Housing and Urban Development (HUD), CoCs were informed that they would need to plan for a 5% cut in funding of their Annual Renewal Demand (funding necessary to fully fund existing/renewing projects). The actual cuts/competitive awards have not yet been fully announced. Below is a summary of the amounts and how the Ranking Committee decided to address the cuts:

Annual Renewal Demand (ARD): \$3,243,351

Tier 1 (ARD less 5%): \$3,081,183

Tier 2 (potential cuts): \$162,168

It is most likely that Tier 2 will NOT be funded

As opposed to organizations reducing their project budgets by 5% in funding activities of their choice, only reducing support services budgets to make up the 5%, or by cutting/reducing only the lowest scoring project(s) for the entire 5%, the Ranking Committee recommended a hybrid approach to ALL of these options. The recommendation is:

- 1) **2% of the ARD (\$64,867) was reduced from projects in whatever line items the organizations prioritize for their projects.**
This recommendation accommodated organizational considerations and priorities while providing each organization with the opportunity to make budget adjustments on order to minimize the impact of the cuts on the performance and viability of their projects.
- 2) **2% of the ARD (\$64,867) was reduced from the CoC's total support services budget proportionate to each project that requests renewal funding for support services.**
This recommendation was NOT to suggest that support services should be cut (regardless of HUD priorities), especially when CoCs and their projects are held accountable for outcomes dependent on the provision of these services. However, it was intended to minimize the reduction of housing-related costs and to prevent the reduction of beds/units being provided to the homeless. Reduction to housing and/or its costs is not easily justified in our CoC application when HUD has been clear that they prioritize housing-related activities first. Our CoC's renewal budget had 40.65% allocated to support services and this recommendation only reduced that to 39.66%. Most recently, HUD allowed new projects to include a 20% maximum allocation to support services.
- 3) **1% of the ARD (\$32,434) was cut/reduced from the lowest scoring project(s) from the Ranking Criteria that is based on project design, performance, and consideration of HUDs' scoring priorities for CoC Consolidated Applications.**
This recommendation was to provide credibility and accountability to our CoC's objective evaluation of projects and for the projects' design and performance. It is noteworthy that after the scores were counted, the outcome would NOT have significantly changed if ONLY performance objectives were evaluated (items 4-7 on the Renewal Project Scoring Sheet). Thus, this Ranking was reinforced by and objectively representative of tangible outcomes for homeless persons participating in the projects as reported in APRs submitted to HUD for those projects by the organizations. CoCs are also scored *directly* on these measures by HUD.
- 4) **Organizations had the opportunity to reapply for one new project each in the total amount by which their renewal funding was reduced, which was placed in Tier 2 and potentially awarded.**



2013 Continuum of Care (CoC) Homeless Assistance Program
IL-506 Project Ranking

Tier 1 Projects — Total Annual Renewal Demand (ARD) less 5%, requires Minimum CoC Score

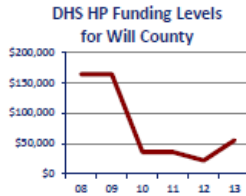
Rank	Applicant	Project	Location	*New or Renewal Project	Approved Budget
1	Christian Family Ministries, The Lamb's Fold Center for Women and Children	Permanent Housing for Chronically Homeless and Disabled Women and Their Children III	Scattered Sites; Will County	New	\$32,498
2	Catholic Charities, Diocese of Joliet	Turning Point	Scattered Sites; Will County	Renewal	\$53,498
3	Trinity Services, Inc (w/ Lamb's Fold)	Permanent Housing for Disabled Women and Their Children	Scattered Sites; Will County	Renewal	\$277,119
4	Catholic Charities, Diocese of Joliet	Kendall Grundy Homeless Project	Scattered Sites; Kendall and Grundy Counties	Renewal	\$71,560
5	Cornerstone Services, Inc.	Permanent Housing for Chronically Homeless Veterans with Mental Illness -- Renewal Vets A	Scattered Sites; Will County	Renewal	\$25,898
6	Cornerstone Services, Inc.	Permanent Housing for Chronically Homeless Veterans with Mental Illness -- Renewal B	Scattered Sites; Will County	Renewal	\$25,278
7	Cornerstone Services, Inc.	Permanent Housing for Homeless Veterans with Mental Illness - Renewal Vets 12	Scattered Sites; Will County	Renewal	\$116,675
8	Catholic Charities, Diocese of Joliet	Daybreak Center	611 E. Cass Street, Joliet	Renewal	\$750,595
9	Cornerstone Services, Inc.	Permanent Housing for Chronically Homeless Veterans with Mental Illness -- Renewal C	Scattered Sites; Will County	Renewal	\$24,854
10	Cornerstone Services, Inc.	Permanent Housing for Homeless Persons with MI and their Families (Combo) -- Renewal	Scattered Sites; Will County	Renewal	\$1,665,142
11	Will County Center for Community Concerns	Planning Grant	304 N. Scott Street, Joliet	N/A	\$38,066
				Total	\$3,081,183

Tier 2 Projects – Contingent on Funding Levels and/or CoC Competitive Score

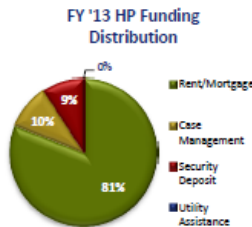
12	Christian Family Ministries, The Lamb's Fold Center for Women and Children	Permanent Housing for Chronically Homeless and Disabled Women and Their Children %	Scattered Sites; Will County	New	\$13,200
13	Catholic Charities, Diocese of Joliet	Creative Crossroads	Scattered Sites; Will County	New	\$37,331
14	Cornerstone Services, Inc.	Permanent Supportive Housing for Chronically Homeless Persons with Mental Illness and their Families	Scattered Sites; Will County	New	\$111,637
				Total	\$162,168

* There is no "new" funding; new projects can only be funded through reallocation of renewal funding.

Homeless Prevention (HP)



The Homeless Prevention Program of the Illinois Department of Human Services (DHS) provides rental/mortgage assistance, security deposit assistance, utility assistance, approved case management, and approved supportive services to individuals and families who are in imminent danger of eviction, foreclosure or homeless, or are currently homeless. Supportive services must directly relate to the prevention of homelessness. These services are provided in an effort to stabilize families in their existing homes, shorten the amount of time that individuals and families stay in shelters, and assist individuals and families with securing affordable housing. The households must document to the provider a temporary economic crisis beyond household control.



Funding for the Homeless Prevention Program is announced annually by IDHS. The funding announcement is directed to the local Continuums of Care (CoC) with the availability of funds. For a number of years, the Will County Continuum of Care has selected Catholic Charities – Diocese of Joliet as the agency to receive these funds and administer the program. This program has done what it was designed to do: prevent homelessness. However, the State of Illinois decreased the funding for this program dramatically, though we saw the first increase (non-decrease) for 2013. Our next request for funding includes funding for Kendall County Health Department and We Care of Grundy County since they are the providers for Kendall and Grundy Counties that previously received funding through the Central Illinois Continuum of Care.

Emergency Solutions Grant (ESG) Program



HPRP was created by the American Recovery and Reinvestment Act of 2009 as a HUD program to provide financial assistance and services to either prevent individuals and families from becoming homeless or to help those who are experiencing homelessness to be quickly re-housed and stabilized. HPRP was focused on housing for homeless and at-risk households. The Will County Center for Community Concerns (WCCCC) and Catholic Charities, Diocese of Joliet partnered to administer this program in Will County and all of the funds were expended prior to 2012. The Emergency Solutions Grant (ESG) Program (formerly the Emergency Shelter Grant Program) was combined with the United States Department of Housing and Urban Development's Homeless Assistance Programs through HEARTH Act legislation. While Will County was an HPRP grantee, the county was not initially a direct recipient of ESG funding. Will County programs had to apply to the state program administered by the Illinois Department of Commerce and Economic Opportunity (DCEO). However, in 2013, Will County did become a direct recipient of this funding from HUD for the first time. The ESG program supports services similar to both the HPRP program and the old ESG program, the funding is not sufficient to replace the annual funding amounts received through HPRP and the old ESG program.

DCEO, using a formula allocation similar to that used by the DHS HP program discussed above, allocated \$218,644 in ESG funds to the Will County Continuum of Care for the 2013 program year (down from \$239,765). While the CoC would have experienced a decrease, Will County received its direct allocation from HUD in the amount of \$108,762. Instead of experiencing about a 9% cut like other CoCs, we experienced a 37% increase. This allowed the CoC to fully fund all the previously awarded Emergency Shelter Grant funding levels to Catholic Charities, Diocese of Joliet, Lamb's Fold Center for Women and Children, and Guardian Angel Community Services. It also allowed us to use the remainder of the funds to proportionately and partially fund the services provided through HPRP by Catholic Charities and Will County Center for Community Concerns. It also allowed the CoC to increase HMIS funds for the first time in over 10 years to meet increased costs.

We are now in the process of determining how to distribute the 2013 funds in the amount of \$287,820. The application for the CoC is due to DCEO on April 15th, and individual program applications will be due at the end of April. Anyone interested in this funding application should contact the coordinator. There will be a meeting to discuss these funds in the very near future.

Emergency Solutions Grant (ESG) Program (cont.)

There are various eligible activities for the ESG program. As funded in the old Emergency Shelter Grant program, operations and essential services for Emergency Shelter programs is one of the categories of activities that can be utilized with recipients of this funding. Catholic Charities, Lamb's Fold, and Guardian Angel all used the funding for this purpose in 2013. The Shelter Performance Measures in the table to the right show the totals for households served by all of the programs combined.

Other activities are very similar to HPRP activities, aside from some of the eligibility requirements for the program participants and some of the specific services provided. Catholic Charities and Lamb's Fold both received funding for Rapid Rehousing (moving persons and families from literal homelessness into private market housing). The table below shows the totals for the Rapid Rehousing Performance Measures.

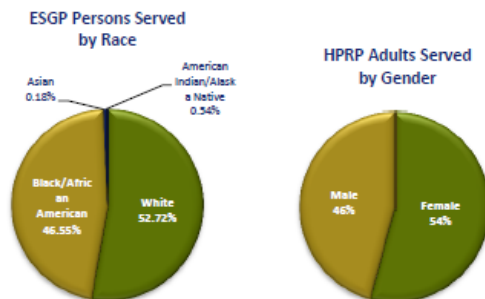
Shelter Performance Measures	TOTAL
Entered Shelter	1395
Entered Case Management	1195
Transitioned to Permanent Housing	782
Still in Shelter	91
Transition Non Permanent	426
Refused	3

Rapid Rehousing Performance Measures	TOTAL
Entered/Served	42
Entered Case Management	27
Received Rental Assistance	26
Received Utility Assistance	12
Transitioned to Permanent Housing	25
Still in Shelter	1
Transition Non Permanent	0

Homeless Prevention funding and activities are much like Rapid Rehousing, except that the purpose is to prevent persons and families from becoming literally homeless. Persons must be at imminent risk and below 30% of the Area Median Income (AMI) in order to be eligible for ESG Homeless Prevention services, among other eligibility requirements. Catholic Charities and Will County Center for Community Concerns receive funding to provide Homeless Prevention activities through ESG. Currently, the ESG and DHS Homeless Prevention programs have different eligibility guidelines, so they are not to be confused. However, in 2014, DHS will be assuming responsibility for administering the ESG program and DCEO will no longer manage the statewide program. Homeless Prevention Performance Measures for the two local recipients and the households they served in 2013 are shown below.

Data for this program is entered into the Homeless Management Information System (HMIS, ServicePoint), but many of the reports are still being developed and tested for reporting purposes. Below are some numbers relative to race and gender. As reporting and data management become more advanced, we will be able to draw more trends and information about the persons and families served through the ESG and other programs.

Homeless Prevention Performance Measures	TOTAL
Entered/Served	151
Entered Case Management	151
Received Rental Assistance	141
Received Utility Assistance	5
Retained Housing	125
Transitioned to Permanent Housing	26



Education/Support Services Committee
2013 Informational Forum
Friday, April 26th

Health Care & Housing for the Homeless

7:30 a.m. - 8:00 a.m. **Sign-In/Refreshments**

8:00 a.m. - 8:15 a.m. **Welcome/Introductions**

8:15 a.m. - 10:00 a.m.

- ◆ **Aunt Martha's/University of St. Francis Health Centers**

Kenneth Williams

- ◆ **Will-Grundy Medical Clinic**

J.D. Ross

- ◆ **Hines VA Clinic**

Corrine Steimer

- ◆ **Will County Community Health Center**

Lizette Guzman

10:15 a.m. - 12:00 p.m.

- ◆ **Cornerstones Services, Inc.**

Sue Bultman

- ◆ **Living Alternatives Pregnancy Resource Center**

Ruth Tibstra

- ◆ **Agape Missions, NFP**

Jill Skole

- ◆ **Crisis Line of Will County**

Michele Batara

12:00 p.m. - 1:00 p.m. **Lunch**

1:00 p.m. - 3:00 p.m.

- ◆ **MorningStar Mission**

Kevin Watson

- ◆ **Catholic Charities - Daybreak Center**

Jane Tyschenko

- ◆ **Family and Friends Veteran's Transitional Housing**

Jackie Carter-Allen

- ◆ **Lamb's Fold Center for Women and Children**

Rhonda Sykes

- ◆ **Guardian Angel Community Services**

Jennifer Nye



Cornerstone
Services, Inc.



MORNINGSTAR
MISSION
JOLIET, IL



catholic
charities
Diocese of Joliet



**Education/Support Services Committee
2013 Mainstream Resources Forum
Friday, October 25th, 2013**

Agenda

8:00 a.m. - 8:30 a.m.

- ◆ **Registration**

8:30 a.m. – 12:00 p.m.

- ◆ **Introduction and Continuum of Care Overview**
Todd Fuller
- ◆ **Consumer Committee Panel**
George Mora, Committee Chair
- ◆ **Illinois Department of Human Services**
TBD/NA
- ◆ **Social Security Administration**
Barbara Harrod
Rita Cabrera
- ◆ **Illinois Department of Employment Security**
Ewa Kukulka

12:00 p.m. – 1:00 p.m.

- ◆ **Lunch**



1:00 p.m. – 3:00 p.m.

- ◆ **General Assistance**
Lisa Imbody, Troy Township
Andi French, Plainfield Township
- ◆ **Veterans Assistance Commission of Will County**
Christina Brower
- ◆ **Support Services for Veteran Families (SSVF)**
Courtney Suchor, Catholic Charities-Diocese of Joliet
- ◆ **Questions and Evaluation Forms**



catholic
charities
Diocese of Joliet

2013 Point-In-Time (PIT) Homeless Count

The U.S. Department of Housing and Urban Development (HUD) requires that communities receiving federal funds from the McKinney-Vento Homeless Assistance Grants program conduct a point-in-time count of sheltered and unsheltered homeless persons at least every other year. We are required to identify whether a person is an individual, a member of a family unit, an unaccompanied youth, or whether a person is chronically homeless, indicating long-time or repeated homelessness and the presence of a disability. Communities report the numbers from their point-in-time counts as part their Continuum of Care (CoC) application. Starting in 2010, PIT Counts are input directly into HUD's Homelessness Data Exchange (HDX) website.

HUD requires that these counts occur during the last week of January. In 2013, Will County's count was on January 30th. The first of these counts for which data was assimilated nationally was conducted in January 2005. Many communities conduct point-in-time counts annually, rather than just meet the minimum requirement of counting biannually. Will County has conducted our counts annually every year since 2004.

Total Persons and Households Counted				
	Sheltered		Unsheltered	Total
	Emergency	Transitional		
Total Persons	152	129	7	288
Total Households	133	76	7	216

Persons and Households Counted by Household Type				
	Sheltered		Unsheltered	Total
	Emergency	Transitional		
Persons in Households with at least one Adult and one Child				
Persons	30	74	0	104
Households	11	21	0	32
Persons in Households without Children				
Persons	122	55	7	184
Households	122	55	7	184
Persons in Households with only Children				
Persons	0	0	0	0
Households	0	0	0	0

Homeless Subpopulations			
	Sheltered	Unsheltered	Total
Chronically Homeless	11	6	17
Severely Mentally Ill	24	2	26
Chronic Substance Abuse	38	3	41
Veterans	30	0	30
Persons with HIV/AIDS	0	3	3
Victims of Domestic Violence	49	0	49
Unaccompanied Youth (Under 18)	0	0	0

Point-in-time counts are important because they establish the dimensions of the problem of homelessness and help policymakers and program administrators track progress toward the goal of ending homelessness. Collecting data on homelessness and tracking progress can inform public opinion, increase public awareness, and attract resources that will lead to the eradication of the problem. For example, if homeless youth are not included in local point-in-time counts, their needs could be under-represented as governments, nonprofits, and key stakeholders at the federal, state, and local level plan to respond to the problem.

HUD uses information from the local point-in-time counts, among other data sources, in the congressionally-mandated Annual Homeless Assessment Report to Congress (AHAR). This report is meant to inform Congress about the number of people experiencing homelessness in the U.S. and the effectiveness of HUD's programs and policies in decreasing those numbers. On the local level, the PIT Counts help our community plan services and programs to appropriately address local needs, measure progress in decreasing homelessness, and identify strengths and gaps (unmet needs) in Will County's current homelessness assistance system.

For more general information about PIT, etc., please visit:
www.hudhdx.info

Unmet Needs				
		Emergency Shelter	Transitional Housing	Permanent Supportive Housing
		Households with at least One Adult and One Child	Beds	0
Units	0		0	2
Households with only Children	Beds	0	0	0
	Units	0	0	0
Households without Children	Beds	0	0	18

Homeless Services Program

All clients served have been referred by homeless service providers and the data provided is for time period from October 1, 2012 through September 30, 2013 in order to coincide with the federal funding cycle. An average of 5 households per day signed in for services. The household and individual numbers are unduplicated, though a household may have received services on separate occasions. The living situation is representative of where the household stayed the night prior to their first service. The referral sources are reflective of the agency that first referred the households, though many households were referred by more than one agency over the course of the program year.

Households:

- 423 households, containing 555 individuals, were served.
- 240 households were residing in an emergency shelter.
- 80 were in a substance abuse treatment program.
- 31 were enrolled in transitional housing programs.
- 29 were inconsistently staying with family/friends.
- 26 were on the streets without any form of shelter.
- 17 were temporarily staying in a Hotel/Motel.

Referrals:

Daybreak	149
Morning Star Mission	115
Guardian Angel	72
Stepping Stones	68
WCCCC	12
Lamb's Fold	3
Cornerstone	1
Red Cross	1

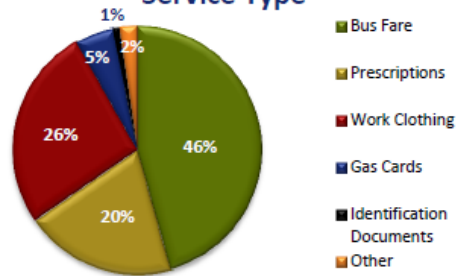
Demographics:

Total Persons	555
Single Adults	367
Families	56
Adults	64
Children	124
Mentally Ill	95
Domestic Violence Victims	94
Physically Disabled	83
Alcohol Abuse	71
Chronically Homeless	58
Substance Abuse	52
Veterans	11
HIV/AIDS/Chronically Ill	7
Developmental Disability	4

Services:

Case Management	605
Bus Fare	503
Work Clothing	88
Prescriptions	75
Clothing Vouchers	62
Gas Cards	57
Identification Documents	35
Education Related Fees	6
Other Miscellaneous Needs	4

% of Budget Expended by Service Type



The chart to the left shows the percentages of the budget utilized for each type of service. A total of \$27,971.61 was expended for services during the program year. The percentages are rounded to the nearest whole percentage. The average cost of services (not including case management) was \$66.13 per household or \$50.40 per person.

4th Week Phenomenon Program

The 4th Week program was formed out of a concept that was developed during the authoring of the CoC's 10-year plan to end chronic homelessness. The "4th Week Phenomenon" represents monthly population shifts of individuals who live in the inexpensive hotels and motels in the area until their monthly benefit funds run out. They then move into shelters or live on the streets for the fourth week of the month or until the money becomes available again on the first of the month. They then move back into the hotels and motels for as long as the money lasts.

Once admitted into the program, a client will attend two scheduled case management sessions per month for six months. During these sessions, they work with the case manager to assess their self-sufficiency in key areas including health, income, employment, education, etc. They then create and set attainable goals centered on increasing their self-sufficiency in each of those areas. Where applicable, the clients are referred to other agencies and organizations for services to assist them with the completion of their goals. Once per month over the six-month time frame, the program will pay for one week's hotel or motel expenses. The payment is made directly to the hotel/motel on the condition that they are willing to accept payment and that the client is on good terms with the business.

The 4th Week Program successfully partnered with twelve hotels/motels through 2013 that have been willing to accept payments for clients enrolled in the program: Hotel Plaza, Inc., Crest Hill Inn, Joliet Inn, Starr Inn, Town House Motel, Bel-Air Motel, Crown Inn, Red Roof Inn, Sands Motel, the Elk's Motel, Van Duynes Motel, and Motel 6.

Below are statistics on the number of participants, housing costs for the program, and outcomes:

Demographics:

Total Persons	84
Single Adults	29
Families	13
Adults	17
Children	38
Domestic Violence Victims	5
Physically Disabled	6
Veterans	8
Mentally Ill	7
Chronically Homeless	17
Alcohol Abuse	11
Substance Abuse	5

Services:

Nights of Stable Housing Provided	1730
Average Cost per Night	\$21.12
Total Housing Cost	\$36,534.38
Case Management	312

Outcomes:

Moved into Permanent Housing	14
Moved into Transitional Housing	1
Remained in Hotel/Motel	12
Emergency Shelter placement	4
Hospital	2
Lost contact	8
Substance Abuse Treatment	1

Around 36% of the participants in this program to date have obtained a "positive outcome," which means they were placed into permanent or transitional housing. Many of the remaining individuals had housing barriers that prevented them from placement into rental units. Those barriers included poor rental histories, poor credit, prior evictions, criminal background, etc. Longer term or permanent supportive housing programs would have served those participants well, however, there were no appropriate permanent supportive housing beds available to them. Some chose to remain in the hotel/motel and continue trying to pay on a daily or weekly basis; others elected to enroll in shelter programs. Other participants either did not take full advantage of the program or simply quit the program after receiving assistance. We were not able to follow-up with some of the individuals because they did not stay in contact. However, all of the enrolled clients were able to remain stably sheltered at the hotel/motel where they were residing and made progress toward eliminating the barriers that prevent them from obtaining permanent housing.

Staff has and will continue to incorporate some of the assessment and case management tools created for the Homeless Prevention and Rapid Re-Housing Program and Emergency Solutions Grant Program into the 4th Week Program, including the self-sufficiency matrix module that was added to HMIS. These tools will help with identifying the target population, strengthening outreach efforts, and recording progress. The housing search and placement resources developed will also be very useful for the participants of this program.

Key Dates from 2013

- January 8th: Leadership Consumer Participation Subcommittee Meeting held at 10:00 a.m.
- January 10th: CoC Regional Round Table held at 2:00 p.m. in Chicago
- January 11th: FY '14 IDHS Homeless Prevention Applications distributed to CoCs; due March 1st
- January 18th: 2012 CoC NOFA Competition Application due and submitted successfully
- January 22nd: ESG Homeless Prevention meeting with Catholic Charities - Daybreak Center held at 8:00 a.m.
- January 22nd: Leadership Consumer Participation Subcommittee Meeting held at 10:00 a.m.
- January 24th: HAIL/SHPA CoC Conference Call held at 10:30 a.m.
- January 28th: Leadership Committee Meeting held at 1:00 p.m.
- January 30th: ServicePoint Administrators Meeting (SPAM) held at 1:15 p.m.
- January 30th: 2013 Annual Point-In-Time (PIT) Counts of Homeless Persons
- February 1st: Bowman Systems Webinar: EligibilityPoint Module held at 10:00 a.m.
- February 5th: Education/Support Services Committee held at 9:00 a.m.
- February 5th: Narratives from Consumer Representative Candidates due to Leadership Subcommittee for consideration
- February 7th: Leadership Consumer Participation Subcommittee Meeting held at 10:00 a.m.
- February 8th: Initial Housing Inventory and Point-In-Time data due from all homeless housing providers
- February 12th: 2012 Annual Homeless Assessment Report (AHAR) to Congress data submission due and submitted
- February 20th: Housing/Plan to End Homelessness Committee meeting held at 10:00 a.m.
- March 7th: DCEO 2013 Emergency Solutions Grant (ESG) Program meeting in Springfield
- March 8th: Meeting with representatives from Kendall-Grundy to discuss their geographic annexation into the CoC
- March 14th: CoC Regional Round Table held at 2:00 p.m. in Chicago
- March 25th: Annual Open Leadership Committee Meeting held at Cherry Hill Conference Center from 9:00 - 12:00
- March 29th: Introductory Webinar in regard to Hearth Act Technical Assistance Training hosted by the Corporation for Supportive Housing (CSH) and the Supportive Housing Providers Association (SHPA) at 10:00 a.m.
- April 3rd: Housing/Plan to End Homelessness Committee meeting held at 10:00 a.m.
- April 4th: Leadership Consumer Participation Subcommittee Meeting held at 10:00 a.m.
- April 9th: Education/Support Services Committee held at 9:00 a.m.
- April 22nd: Leadership Committee Meeting held at 1:00 p.m.
- April 22nd: Crisis Intervention Team Training for law enforcement officers in regard to homelessness at the Plainfield Fire Protection District from 3:00 to 5:00 p.m.
- April 25th: Supportive Housing Providers Association (SHPA) and Housing Action Illinois (HAI) CoC Conference Call held at 10:00 a.m.
- April 25th: HUD Webinar - CoC Program: Unified Funding Agencies held at 2:30 p.m.
- April 26th: 2013 Informational Forum: Healthcare and Housing for the Homeless is held from 8:00 a.m. to 3:00 p.m. at the Romeoville Recreation Center
- April 27th: Supporting our Families in Transition Event held from 10:00 a.m. to 1:00 p.m. at Joliet West High School
- May 2nd: Leadership Consumer Participation Subcommittee Meeting held at 10:00 a.m.
- May 9th: CoC Regional Round Table held at 2:00 p.m. in Chicago
- May 21st & 22nd: CoC Technical Assistance Training provided by the Corporation for Supportive Housing (CSH) and the Supportive Housing Providers Association (SHPA) from 9:00 to 5:00 in Orland Park
- May 23rd: Supportive Housing Providers Association (SHPA) and Housing Action Illinois (HAI) CoC Conference Call held at 10:00 a.m.
- May 30th: HUD Announces 2013 ESG Program allocations; Will County is a new grantee
- June 5th: Housing/Plan to End Homelessness Committee meeting held at 10:00 a.m.
- June 11th: Education/Support Services Committee held at 9:00 a.m.

Key Dates from 2013 (cont.)

- June 19th: HMIS Administrators Group Meeting held at 1:00 p.m.
- June 24th: Leadership Committee Meeting held at 1:00 p.m.
- June 26th: Meeting with Will County Health Department's PATH Program at 10:00 a.m.
- June 27th: Supportive Housing Providers Association (SHPA) and Housing Action Illinois (HAI) CoC Conference Call held at 10:00 a.m.
- July 11th: CoC Regional Round Table held at 2:00 p.m. in Chicago
- July 16th: HUD releases 2012 CoC Check-up National Results and Participation Summary
- July 17th: HMIS Administrators Group Meeting held at 1:00 p.m.
- July 18th: HMIS planning meeting with MorningStar Mission at 1:00 p.m.
- July 18th: HUD ESG Conference Call with Will County Land Use Department at 2:00 p.m.
- July 22nd: Leadership Committee Meeting held at 1:00 p.m.
- July 24th - 26th: ServicePoint Advanced Reporting Tool training in Wheaton, IL
- July 30th: ICADC Board Meeting at IACAA at 1:00 p.m.
- July 31st: HUD Webinar - How to Generate HUD's Revised ESG CAPER at 1:00 p.m.
- July 31st: HUD Webinar - How to Generate HUD's Revised ESG CAPER at 1:00 p.m.
- August 5th: ESG Quarterly Client Statistics Report submitted
- August 7th: Housing/Plan to End Homelessness Committee meeting held at 10:00 a.m.
- August 13th: Education/Support Services Committee held at 9:00 a.m.
- August 21st: HMIS Administrators Group Meeting held at 1:00 p.m.
- August 21st: HUD opens CoC NOFA registration
- August 26th: Leadership Committee Meeting held at 1:00 p.m.
- August 28th: Technical Assistance meeting Corporation for Supportive Housing (CSH) and Supportive Housing Providers Association (SHPA) held at 9:00 a.m.
- September 4th: Housing/Plan to End Homelessness Committee meeting held at 10:00 a.m.
- September 5th: Quarterly Financial Status and Project Status Reports due to DCEO by grantees
- September 10th: CoC NOFA Grant Inventory Worksheets due to HUD Field Office
- September 12th: CoC Regional Round Table held at 2:00 p.m. in Chicago
- September 13th: HUD Field Office forwards final Grant Inventory Worksheets to CoCs
- September 17th-18th: 2013 HUD Peer-to-Peer Workshop held at the Hilton Springfield
- September 20th: 2013 Fall Education Symposium held from 8:00 a.m. to 12:00 p.m. at the Professional Development Alliance (first session)
- September 23rd: Leadership Committee Meeting held at 1:00 p.m.
- September 23rd: CoC NOFA Registration Deadline
- September 25th: 2013 Fall Education Symposium held from 8:00 a.m. to 12:00 p.m. at the Professional Development Alliance (second session)
- September 26th: CoC participates in General Assistance Providers (GAP) meeting in Homer Township at 11:30 a.m.
- October 2nd: Housing/Plan to End Homelessness Committee meeting held at 10:00 a.m.
- October 2nd: Grants-Funding Committee meeting held at 2:00 p.m.
- October 8th: Education/Support Services Committee held at 9:00 a.m.
- October 22nd: ICADC Board Meeting at IACAA at 1:00 p.m.
- October 22nd: Housing Action Illinois (HAI) CoC Conference Call for HAI Annual Meeting Presentation at 4:00 p.m.
- October 25th: 2013 Fall Mainstream Benefits Forum held at the Romeoville Recreation Center
- October 28th: Open Leadership Meeting held at the Cherry Hill Conference Center at 1:00 p.m.: Affordable Care Act

Key Dates from 2013 (cont.)

- November 4th: HUD Webinar - Coordinated Assessment: Understanding Assessment Tools held at 1:00 p.m.
- November 5th: ESG - Quarterly Client Statistics Report due to DCEO by grantees
- November 5th: Will County CoC presents "Coordinated Assessment" at Housing Action Illinois Annual Conference in Bloomington, IL
- November 14th: CoC Regional Round Table held at 2:00 p.m. in Chicago
- November 15th: Annual Homeless Assessment Report (AHAR) draft data submission deadline (already fulfilled)
- November 22nd: 2013 HUD CoC NOFA published in the Federal Register
- December 2nd: HEARTH Act Start-Up Training held from 8:30 am to 4:00 p.m. at the HUD Chicago Field Office
- December 5th: Supportive Housing Providers Association (SHPA) and Housing Action Illinois (HAI) CoC Conference Call held at 10:00 a.m.
- December 11th: ICADC Board Meeting in Peoria at 5:45 p.m.
- December 12th: Annual Homeless Assessment Report (AHAR) data submitted via HUDHDX.info
- December 13th: Deadline for Annual Homeless Assessment Report (AHAR) data submission
- December 20th: Grants-Funding Committee/NOFA Workshop meeting held at 9:00 a.m.

***Continuum of Care/WCCCC Staff
Contact Information:***

Will County Center for Community Concerns
304 N. Scott Street
Joliet, IL 60432

(815) 722-0722
(815) 722-6344 fax

Todd Fuller
Homeless Services Director
Ext. 205
tfuller@wcccc.net

NOW HIRING
Homeless Services Coordinator
Ext. TBA
@wcccc.net

Jennifer Cox
Homeless Services Specialist
Ext. 224
sprincipe@wcccc.net

Brent DeCarlo
HMIS System Administrator
Ext. 211
bdecarlo@wcccc.net

w w w . w c c c c . n e t / c a r e . a s p

EXHIBIT B: PUBLIC HEARING AD

Certificate of the Publisher

The Herald-News

CITY OF JOLIET
150 W JEFFERSON ST
JOLIET IL 60432

Description: 2014 CONSOLIDATED ANNUAL
HN1723
2014 CONS ANNUAL

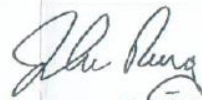
Shaw Media certifies that it is the publisher of The Herald-News. The Herald-News is a secular newspaper, has been continuously published daily for more than fifty (50) weeks prior to the first publication of the attached notice, is published in the City of Joliet, County of Will, State of Illinois, is of general circulation throughout that county and surrounding area, and is a newspaper as defined by 715 ILCS 5/5.

A notice, a true copy of which is attached, was published 1 time(s) in The Herald-News, namely one time per week for one successive week(s). Publication of the notice was made in the newspaper, dated and published on 02/15/2015

This notice was also placed on a statewide public notice website as required by 5 ILCS 5/2.1.

In witness, Shaw Media has signed this certificate by John Rung, its publisher, at Joliet, Illinois, on 15th day of February, A.D. 2015

Shaw Media By:



John Rung, Publisher

John Rung, Publisher

Account Number 10084365

Amount \$258.36

PUBLIC HEARING
2014 CONSOLIDATED ANNUAL PERFORMANCE AND EVALUATION REPORT
CITY OF JOLIET

The City of Joliet has completed the 2014 Consolidated Annual Performance and Evaluation Report (CAPER). This report reviews the activities undertaken by the City of Joliet with funding allocated by the U.S. Department of Housing and Urban Development for the Community Development Block Grant (CDBG) and HOME Programs. The report also evaluates the City's progress in meeting the goals, objectives and needs identified in the 2010 Consolidated Plan.

There will be a Public Hearing to discuss the 2014 Consolidated Annual Performance and Evaluation Report on Thursday, February 26, 2015 at 6:00 PM in the Planning Conference Room, Community & Economic Development Department, 150 W. Jefferson Street, Joliet. This meeting is accessible to people with disabilities.

ANNUAL PERFORMANCE SUMMARY

The City of Joliet continued its program of affordable housing and neighborhood stabilization in 2014. Activities funded included: Demolition, CHDO projects, and planning/general administration.

PUBLIC REVIEW

The 2014 Consolidated Annual Performance and Evaluation Report will be available for public review from February 27, 2015 through March 30, 2015 at the following locations and also on line at the City of Joliet website www.cityofjoliet.info/:

Joliet City Hall, 150 W. Jefferson Street
City Clerk's Office
Neighborhood Services Division
Joliet Public Library, 150 N. Ottawa Street

Written comments can be sent to the Neighborhood Services Division, Attn: Alirado Melesio, 150 W. Jefferson St., Joliet, IL 60432 or amelesio@cityofjoliet.org

Respectfully submitted,
James D. Hock, City Manager

(Published in The Herald-News February 15, 2015) HN1723

EXHIBIT C: CERTIFICATE OF CONSISTENCY

**Certification of Consistency
with the Consolidated Plan**

**U.S. Department of Housing
and Urban Development**

I certify that the proposed activities/projects in the application are consistent with the jurisdiction's current, approved Consolidated Plan.
(Type or clearly print the following information:)

Applicant Name: IL-506 Joliet/Bolingbrook/Will County Continuum of Care

Project Name: <See Attached Project Ranking for Project Names/Locations>

Location of the Project: Will County, IL

Name of the Federal Program to which the applicant is applying: 2014 Continuum of Care (CoC) Homeless Assistance Program

Name of Certifying Jurisdiction: City of Joliet, IL (173480 JOLIET)

Certifying Official of the Jurisdiction Name: James D. Hock

Title: City Manager

Signature: 

Date: 10/29/14

EXHIBIT C: HOME MATCH REPORT 2014

EXHIBIT D: HOME 2014 ANNUAL PERFORMANCE REPORT

Annual Performance Report HOME Program

U.S. Department of Housing
and Urban Development
Office of Community Planning
and Development

OMB Approval No. 2506-0171
(exp. 8/31/2009)

Public reporting burden for this collection of information is estimated to average 2.5 hours per response, including the time for reviewing instructions, searching existing data sources, gathering and maintaining the data needed, and completing and reviewing the collection of information. This agency may not conduct or sponsor, and a person is not required to respond to, a collection of information unless that collection displays a valid OMB control number.

The HOME statute imposes a significant number of data collection and reporting requirements. This includes information on assisted properties, on the owners or tenants of the properties, and on other programmatic areas. The information will be used: 1) to assist HOME participants in managing their programs; 2) to track performance of participants in meeting fund commitment and expenditure deadlines; 3) to permit HUD to determine whether each participant meets the HOME statutory income targeting and affordability requirements; and 4) to permit HUD to determine compliance with other statutory and regulatory program requirements. This data collection is authorized under Title II of the Cranston-Gonzalez National Affordable Housing Act or related authorities. Access to Federal grant funds is contingent on the reporting of certain project-specific data elements. Records of information collected will be maintained by the recipients of the assistance. Information on activities and expenditures of grant funds is public information and is generally available for disclosure. Recipients are responsible for ensuring confidentiality when public disclosure is not required.

This form is intended to collect numeric data to be aggregated nationally as a complement to data collected through the Cash and Management Information (C/MI) System. Participants should enter the reporting period in the first block. The reporting period is October 1 to September 30. Instructions are included for each section if further explanation is needed.

Submit this form on or before December 31.	This report is for period (mm/dd/yyyy)		Date Submitted (mm/dd/yyyy)
Send one copy to the appropriate HUD Field Office and one copy to: HOME Program, Rm 7176, 451 7th Street, S.W., Washington D.C. 20410	Starting 01-01-2014	Ending 12-31-2014	03-31-2015

Part I Participant Identification

1. Participant Number M-14-17-MC-0216	2. Participant Name City of Joliet		
3. Name of Person completing this report Vicki Martell	4. Phone Number (Include Area Code) 815-724-4089		
5. Address 150 West Jefferson Street	6. City Joliet	7. State IL	8. Zip Code 60432

Part II Program Income

Enter the following program income amounts for the reporting period: in block 1, enter the balance on hand at the beginning; in block 2, enter the amount generated; in block 3, enter the amount expended; and in block 4, enter the amount for Tenant-Based rental Assistance.

1. Balance on hand at Beginning of Reporting Period	2. Amount received during Reporting Period	3. Total amount expended during Reporting Period	4. Amount expended for Tenant-Based Rental Assistance	5. Balance on hand at end of Reporting Period (1 + 2 - 3) = 5
0.00	0.00	0.00	0.00	0.00

Part III Minority Business Enterprises (MBE) and Women Business Enterprises (WBE)

In the table below, indicate the number and dollar value of contracts for HOME projects completed during the reporting period.

	a. Total	Minority Business Enterprises (MBE)			f. White Non-Hispanic
		b. Alaskan Native or American Indian	c. Asian or Pacific Islander	d. Black Non-Hispanic	
A. Contracts					
1. Number	4	0	0	0	0
2. Dollar Amount	\$393,468.18	0	0	0	0
B. Sub-Contracts					
1. Number					
2. Dollar Amount					
	a. Total	b. Women Business Enterprises (WBE)	c. Male		
C. Contracts					
1. Number	4	0	0		
2. Dollar Amount	\$393,468.18	0	0		
D. Sub-Contracts					
1. Number					
2. Dollar Amounts					

Part IV Minority Owners of Rental Property

In the table below, indicate the number of HOME assisted rental property owners and the total dollar amount of HOME funds in these rental properties assisted during the reporting period.

	a. Total	Minority Property Owners				f. White Non-Hispanic
		b. Alaskan Native or American Indian	c. Asian or Pacific Islander	d. Black Non-Hispanic	e. Hispanic	
1. Number	0					
2. Dollar Amount	0					

Part V Relocation and Real Property Acquisition

Indicate the number of persons displaced, the cost of relocation payments, the number of parcels acquired, and the cost of acquisition. The data provided should reflect only displacements and acquisitions occurring during the reporting period.

	a. Number	b. Cost
1. Parcels Acquired	0	0
2. Businesses Displaced	0	0
3. Nonprofit Organizations Displaced	0	0
4. Households Temporarily Relocated, not Displaced	0	0

Households Displaced	a. Total	Minority Business Enterprises (MBE)				f. White Non-Hispanic
		b. Alaskan Native or American Indian	c. Asian or Pacific Islander	d. Black Non-Hispanic	e. Hispanic	
5. Households Displaced - Number	0					
6. Households Displaced - Cost	0					

EXHIBIT E: 2014 MINORITY BUSINESS LISTING

BUSINESS	LOCATION	OWNER	TYPE OF BUSINESS	PHONE NUMBER
Andrea Bertani	310 N Hammes Av	Andrea Bertani	Accident Reconstruction Service	815-741-3090
Assam & Associates	281 E Cass St	Edward Assam	Accountant	815-723-2833
Mary Ann Egger	1859 Black Rd	Mary Ann Egger	Accountant	815-744-5500
Meade Accounting	601 E Cass St	Mitchelena Meade	Accountant	815-726-9155
McCarthy & McHugh, Ltd	801 N Larkin Av	Kathleen McHugh	Accountant	815-725-2500
Jacqueline McRee, CPA	1000 Essington Rd	Jacqueline McRee	Accountant	815-773-2310
Johanna Rux & Associates	918 Plainfield Rd	Johanna Rux	Accountant	815-727-5512
Keep a Count	2434 Poplar St	Kathleen Lee	Accounting/Bookkeeping Service	815-439-8022
Rock Run Design & Advertising	20963 Rock Run Dr	Debi Schorle	Advertising	815-725-0807
Raymond Bolden	54 N Ottawa St Ste 245	Raymond Bolden	Attorney	815-723-2896
Allison Carley	58 N Chicago St	Allison Carley	Attorney	815-723-8300
Judith DeVriendt	10 S Chicago St	Judith DeVriendt	Attorney	815-723-8300
Lea Drell	54 N Ottawa St Ste 200	Lea Drell	Attorney	815-723-2252
David Garcia	1012 Plainfield Rd	David Garcia	Attorney	815-723-5090
Chrystal Gavin	58 N Chicago St Ste 400	Chrystal Gavin	Attorney	815-726-1900
Michelle Hansen	77 Infantry Dr	Michelle Hansen	Attorney	815-730-8860
Angela Henderson	54 N Ottawa St	Angela Henderson	Attorney	815-726-8500
Nicole Kimble	58 N Chicago St Ste 2080	Nicole Kimble	Attorney	815-726-2080
Leanne Lantz	10 S Chicago St	Leanne Lantz	Attorney	815-722-2550
Susan Lyons	58 N Chicago St Ste 509	Susan Lyons	Attorney	815-727-1937
Victoria Kennison McKay	5 W Jefferson St	Victoria Kennison McKay	Attorney	815-727-7600
Eric Mitchell	54 N Ottawa St Ste 245	Eric Mitchell	Attorney	815-723-2895
Mary Penosky	516 Sierra Rose Cr	Mary Penosky	Attorney	815-725-5022
Stephanie Speakman	71 N Ottawa St	Stephanie Speakman	Attorney	815-723-2004
Dawn Underhill	63 W Jefferson St	Dawn Underhill	Attorney	815-726-4700
Raychel Wesley	58 N Chicago St Ste 400	Raychel Wesley	Attorney	815-774-9447
Wayne's World of Wheels	1531 E Cass St	Dwayne Ward	Auto & Truck Accessories	815-723-9803
Auto World 2000	115 E Clinton St	Bob Johnson	Auto Body Shop & Parts	815-727-4317
Joliet Dodge Inc	2617 W Jefferson St	Carl R Duikes (Pres)	Auto Dealership	815-729-3343
C & S Upholstery Car Detailing	505 E Cass St	Fred Cartwright	Auto Detailing	815-726-4130
Aaron Auto Glass	700 N Herkimer	Sergio Jaime	Auto Detailing	815-722-2200
Illinois Auto Glass Inc	511 E Cass St	Francisco Correa	Auto Glass Replacement	815-722-7254
B & B Automotive	1801 S Chicago St	Arlene Hicks	Auto Parts & Supplies	815-726-0400
Garcia Tire & Auto Parts	451 Ruby St	Renee Garcia	Auto Parts & Supplies	815-726-6149
Joliet Car Audio & Visual	553 Collins St	Manuel Espinoza	Auto Parts & Supplies	815-740-9999
A J's Autoshop	509 E Washington St	Arnoldo Chavez	Auto Repair	815-727-3461
Advanced Auto Repair & Sales	324 Pleasant St	Kathleen Reichenberger	Auto Repair	815-723-9667
Azteca Auto Repair	800 E Jackson St	Adan Nunez/Ruben Diaz	Auto Repair	815-726-9110
Bibian Brothers Auto Sales & Service	404 W Jefferson St	Martin & Nicolas Bibian	Auto Repair	815-727-7033
Ei Gato Auto Repair	1311 Collins St	Juan Obarte	Auto Repair	815-726-1958
Ei Texano	704 Benton St	Anarbol Del Toro	Auto Repair	815-207-9126
G & J Auto Tech Inc	1306 - 1307 Collins St	Gilberto Guerrero	Auto Repair	815-726-2683
J & S Auto Shop	578 E Jackson St	Juan Guzman	Auto Repair	815-722-3651
Rendel's Inc	139 E Van Buren St	B Joann Polcym	Auto Repair	815-740-4545
Rendel's West	119 Republic Av	B Joann Polcym	Auto Repair	815-773-6565
Sammy's Tire Service	663 E Jackson St	Efrain Hernandez/Jaime Cintoro	Auto Repair	815-722-9514
Taylor's Auto Center	1 S Richards St	Oscar Taylor	Auto Repair	815-726-6903
Tire Clinic	964 Collins St	Francisco Izaguirre	Auto Repair	815-723-9069

BUSINESS	LOCATION	OWNER	TYPE OF BUSINESS	PHONE NUMBER
Tres Amigos	600 Ruby St	Berjamin Allende	Auto Repair	815-212-3655
Zinser Tire	1000 E Washington St	Jaime Vargas	Auto Repair	815-726-6142
A.J.'s Auto Sales	633 Collins St	Maria Chavez	Auto Sales - Used Cars	815-723-7740
Figueroa Auto Sales Inc	327 Collins St	Rubon Figueroa Diaz	Auto Sales - Used Cars	815-722-7771
J M Auto Sales	409 Ruby St	Juan Alvarez	Auto Sales - Used Cars	815-722-0749
Orlando Motors Inc	287 Ruby St	Dominic Orlando	Auto Sales - Used Cars	815-726-2777
Precio Auto	550 Collins St	Alex Sanchez	Auto Sales - Used Cars	815-726-3701
Simotes Motor Sales	201 Center St	Lisa Simotes	Auto Sales - Used Cars	815-722-4656
El Portico Bakery	405 Collins St	Mario B Marsh	Bakery	815-727-3202
Jenny's Bakery Inc	850 Collins St	Martin Chavez	Bakery	815-726-0990
La Ruby Bakery	205 Ruby St	Martin Gomez	Bakery	815-724-0260
Los Caminantes Bakery	617 E Jackson St	Miguel Rojas	Bakery	815-727-7245
Technicolor Twists	2842 Avalon Av	Pam Brett	Balloon Creations	815-741-9404
Azireca De Oro	1013 Collins St	Jesus Nunez	Banquet Hall	815-722-1222
All About You Beauty Salon	62 McDonough St	Latisha Fox	Barber/Beauty Shop	815-722-7332
Andrea's Salon and Spa	3561 W Jefferson St	Andrea Tinjero	Barber/Beauty Shop	815-730-1317
Apropos Ltd	121 Springfield Av	Marybeth Paul	Barber/Beauty Shop	815-725-8694
Bab's Hair Salon	838 Plainfield Rd	William McNair	Barber/Beauty Shop	815-726-6607
Beauty on Location	1402 Flizer Dr	Teresa Aguilar	Barber/Beauty Shop	815-254-3012
Bey Shah Mystic Nail & Hair Boutique	173 N Chicago St	Rhonmae Hancock	Barber/Beauty Shop	815-727-1484
Brooks Barber & Beauty Shop	317 E Cass St	Tiffany Dougherty	Barber/Beauty Shop	815-722-9030
Carol's Chatterbox Salon	929 Wilcox St	Carol Sutton	Barber/Beauty Shop	815-727-1274
Classic Cut Barber & Styling Salon	758 Moran St	Mary Platt	Barber/Beauty Shop	815-740-6396
Complete Hair Salon	711 E Jackson St	Sheryl Ledesma	Barber/Beauty Shop	815-723-8837
Designs from Heaven Beauty Salon	1220 Richards St	Leatha Smith	Barber/Beauty Shop	815-723-7608
Hair Hut Salon	2214 W Jefferson St	Robyn Booker	Barber/Beauty Shop	815-725-9292
Hair Hut East	1625 E Washington St	Karen Parks	Barber/Beauty Shop	815-722-6921
Helen's Beauty Square	1008 W Jefferson St	Helen Farcus	Barber/Beauty Shop	815-741-4486
Images	2405 Essington Rd	Julie Shain	Barber/Beauty Shop	815-436-4033
Jagged Edge Salon	3579 Hennepin Dr	Melissa Grzelech	Barber/Beauty Shop	815-436-2106
Jani's	321 Richards St	Debbie Baldwin	Barber/Beauty Shop	815-722-9360
Jean's Beauty Shop	6 N Reed St	Jean Matoura	Barber/Beauty Shop	815-267-3400
Louie's Salon	1948 Essington Rd	Louis Sanchez	Barber/Beauty Shop	815-726-1660
Magia & Diana Salon	235 E Cass St	Magdalena Alvarez	Barber/Beauty Shop	815-723-6224
Magic Comb Beauty Salon	460 Collins St	Annie Williams	Barber/Beauty Shop	815-722-9155
Maira's Salon	1551 D Plainfield Rd	Anna Acebezo	Barber/Beauty Shop	815-725-1141
Nicole's African Hair Braiding	510 Collins Unit D	Jennifer Baranski	Barber/Beauty Shop	815-723-9580
Reynas's Salon	314 Manhattan Rd	Willie Sellers	Barber/Beauty Shop	815-726-3526
S & S Beauty Salon & Barber Shop	1165 W Jefferson Unit B	Elizabeth Hamilton	Barber/Beauty Shop	815-725-2020
Salon West	560 N Chicago St	Byron Williams	Barber/Beauty Shop	815-723-4293
Sensational Design Barber & Beauty Salon	2621 W Jefferson St	Beverly Harper	Barber/Beauty Shop	815-729-9493
Sensational Hair Studio	62 W McDonough St	Leon Seward	Barber/Beauty Shop	815-722-8327
Seward's Hair Styling & Barber Shop	319 E Cass St	Oceola Knight	Barber/Beauty Shop	815-723-9066
Sir Neal's House of Style	1005 W Jefferson St	Pam Ormaito	Barber/Beauty Shop	815-727-1231
Studio 1005 for Hair, Skin & Nails	2110 A W Jefferson St	Susana Salazar	Barber/Beauty Shop	815-744-3680
Studio III	111 McDonough St	Tuwanma Martin	Barber/Beauty Shop	815-727-7812
Style City	825 Plainfield Rd #2	Denise Dickerson	Barber/Beauty Shop	815-723-2043
Tiff's Beauty Salon				

BUSINESS	LOCATION	OWNER	TYPE OF BUSINESS	PHONE NUMBER
Twin Oaks Coiffures & Boutique Ltd	3149 W Jefferson St	Deborah J Barret	Barber/Beauty Shop	815-744-4999
Who's Next Hair Salon	1708 W Jefferson St	Cherita April	Barber/Beauty Shop	815-725-7225
Williams Barber Shop	320 S Chicago St	Pompea Williams	Barber/Beauty Shop	815-722-9604
Englewood Beauty Supply	122 E Jackson St	Young Parks	Beauty Supplies & Eqpt	815-722-1480
Joliet Textbooks Inc	1106 Houbolt Rd	Nancy Galante	Book Store	815-773-1800
Abacus Bookkeeping	1920 Heather Ln	Christine Brown	Bookkeeping Service	815-956-6468
Reliable Bookkeeping Service	908 Brentwood Dr	Fran Smego	Bookkeeping Service	815-741-4650
Standard Shuffie Service Inc	139 E Van Buren St	Joann Polcyn	Buses - Charter & Rental	815-740-6201
Pro Custom Cabinetry Inc	201 McDonald Av	Wanda Orstad (Pres)	Cabinetry	815-730-4784
Cass Street Car Wash	1227 E Cass St	Estonislao Alamillo	Car Wash	815-791-9580
Soft Touch Car Wash	356 Scott St	John Heniff	Car Wash	815-722-5028
Super Wash of Joliet	1900 Essington Rd	Eileen Bradley	Car Wash	815-439-2270
Walters Tile & Carpet Supply	2230 Oak Leaf	Judy Somatal	Carpet Equipment & Supplies (wholesale)	815-725-8644
Gourmet Catering	627 W Jefferson St	Cathy & John Zivec	Catering	815-727-4560
Mary Allery Catering	250 SE Frontage Rd	Mary S Allery	Catering	815-774-3355
GTO Wireless LLC	250 Ruby St	Mercciana Mireles	Cellular Phones	815-726-8390
Robinson Chiropractic Center	1226 Plainfield Rd	Diane Robinson	Chiropractor	815-730-3661
Cinderella's Cleaning	651 Mason Av	Rita Flores	Cleaning Service	815-727-1744
Martin's Mobile Cleaning Service & Restoration	2254 S Merlin Ct	Deston Martin	Cleaning Service	815-730-9028
Tote Detailing Specialist Inc	500 Oak Leaf Ct Unit D	Diana Rodriguez	Cleaning System	815-725-8501
Patricia Miller, PhD	360 Houbolt Rd Ste 201	Patricia Miller	Clinical Psychologist	815-741-1555
Ruth Rohan, LPC	2531 Division St Ste 102	Ruth Rohan	Clinical Professional Counselor	815-741-1270
Supreme Products	603 E Washington St	Marie T Stelow	Clinical Professional Counselor	815-773-2303
Anna Love Boutique	266 E Cass St	Barbara Stephens	Closet Accessories	815-723-2742
H & N Furs & Outerwear	2417 W Jefferson St	Armando Contreras	Clothing	815-727-5362
Jolie' Fashions Boutique	28 W Clinton St	Ellen Haake	Clothing	815-729-4600
AM Computer Services	3104 September Dr	Elsie Yates	Clothing	815-722-6600
Conversant Business Technologies	815 N Larkin Av Ste 100	Anna Morris	Computer Software	815-729-4158
Cody Technologies Inc	1301 Flizer	Shera Casey (Pres)	Computer System Consultants	815-744-5112
E & D Concrete Inc	1322 Brentwood Pl	Ricardo Perez	Computer System Consultants	815-230-3400
J & D Concrete Work	1311 New Lenox Rd	Juan Diaz	Concrete Contractor	815-741-6738
Ortega's Concrete	2019 Crosswind Dr	Jairo Ortega	Concrete Contractor	815-739-8125
United Concrete of Joliet	657 Second Av	Deifino Gonzalez	Concrete Contractor	815-439-2341
Josie O'Kain's Costume & Theater Shop	2419 W Jefferson St Ste B	Tina Rich	Concrete Contractor	815-723-3936
Paramo's Counseling Center	815 N Larkin Av	Armando Paramo	Costume Rental	815-741-8303
LMH Certified Reporting	3013 Harris Dr	LeAnn Hilber (Pres)	Counseling	815-729-0055
Scrapbook Lane	3033 Theodore St	Kathy Mueller	Court & Convention Reporter	815-436-9017
Beeth's Dance Academy	2400 Caton Farm Rd	Beth Lotino	Craft Supplies	815-577-6789
La Danse Academie	1114 W Jefferson St	Anne Hiller	Dance Instruction	815-439-9070
Autumn Country Club Adult Day Care	1401 Plainfield Rd	Mary Davies	Dance Instruction	815-729-9217
GEMCO Enterprises Inc	105 McDonough St	Catherine Beavers	Adult Day Care Center	815-730-0060
Blessed Little Children	1913 S Chicago St	Margot Howard	Adult Day Care Center	815-557-7010
Carol's Family Day Care	106 Union St	Carol Gavin	Children's Day Care	815-722-7533
Cirricone Day Care	2203 Arden Pl	Coleen Cirricone	Children's Day Care	815-722-7147
Educare	3171 T Hickey Av	Pauline Mikuska	Children's Day Care	815-729-0859
Miss Nancy's Preschool & Child Care	2503 Richmond St	Nancy Mannfeldt	Children's Day Care	815-36-4024
Nehemiah Day Care Service	2105 Tamarack Dr	Pamela Johnson	Children's Day Care	815-744-3276
			Children's Day Care	815-722-0981

BUSINESS	LOCATION	OWNER	TYPE OF BUSINESS	PHONE NUMBER
Panda Bear Child Care	1524 Douglas St	Mary Kozak	Children's Day Care	815-730-0130
Richards Street Academy	213 Richards St	Edy Campbell	Children's Day Care	815-722-0684
The Little Red Schoolhouse	712 Richmond St	Jackie Kempes	Children's Day Care	815-727-2697
Toddler Town Academy	3587 Hennepin Dr	Michelle Jackson & Kesia Newels	Children's Day Care	815-436-9769
Christine Disera, DDS	4130 W Jefferson St	Lanette Disera	Dentist	815-744-4333
Christine Dunham, DDS	4130 W Jefferson St	Christine Dunham	Dentist	815-744-4333
Maria Isabel Galant, DDS	2751 Black Rd	Maria Isabel Galant	Dentist	815-729-9991
Gabriella Paolucci, DDS	1960 Essington Rd Ste 105	Gabriella Paolucci	Dentist	815-436-8660
Regina Paolucci, DDS	1960 Essington Rd Ste 105	Regina Paolucci	Dentist	815-436-8660
Clarence J Red, DDS	227 N Hammes Av	Clarence J Red	Dentist	815-744-2990
Rita Tamulis-Shea, DDS	3290 Executive Dr Ste 100	Rita Tamulis-Shea	Dentist	815-729-2277
Drs Sweatnam & Associates Ltd	2405 Essington Rd	Hanne Sweatnam	Dentist	815-439-1270
Rigoberto Ulloa	500 N Chicago St	Rigoberto Ulloa	Dentist	815-724-0500
G C Enterprises	100 Fourth Av	Grace Smith	Desktop Publishing	815-722-3156
Dollar Store Plus	7168 Caton Farm Rd	Selena Mortell	Discount Store	815-609-5096
Dollar Discount	1220 Richards St	Dora Diaz	Discount Store	815-726-9448
Rosie Dollar Store	653 Collins St	Manuel Villagomez	Discount Store	815-722-8654
Margie's Window Specialties Inc	238 N Hebbard St	Margie Valade	Draperies (Custom)	815-727-4401
Brite Cleaners	2308 Essington Rd	Helen Lim	Dry Cleaning	815-436-2996
Hutchins Professional Cleaners	617 E Cass St	Doris Perry	Dry Cleaning	815-723-8531
Leader's Cleaners Inc	309 Republic Av	Raynundo Madrigal	Dry Cleaning	815-726-5363
Rialto Cleaners	449 N Chicago St	Sophia Griffin	Dry Cleaning	815-723-8685
A C Drywall & Taping	150 Youngs Av	Adrian Contreras (Pres)	Drywall Contractor	815-723-1653
Gates Painting & Restoration	564 N Chicago St	Roger Gates	Drywall Contractor	815-723-9525
Barton Electric Co	612 Timberline Dr	Mary Vitolo	Electrical Contractor	815-741-1220
Bedner Electric	1119 N Prairie Av	Cynthia Bender	Electrical Contractor	815-722-5511
Cooper & Sons Electric	212 Sherman St	James Cooper	Electrical Contractor	815-722-4120
Craftsman Electric	1421 Marigold Dr	Wallace Johnson	Electrical Contractor	815-723-1918
Jones Electric	807 Ewing Av	Charles Jones	Electrical Contractor	815-722-4489
Light Electric	115 S Eastern Av	Victor Calmea	Electrical Contractor	815-531-2581
Mathews Electric	611 S Desplaines St	Edward Matthews	Electrical Contractor	815-726-6057
Sullivan Electric	605 W Marion St	Al Sullivan	Electrical Contractor	815-726-4841
Three-Way Electric	605 Sierra Rose Circle	Jorge Vega	Electrical Contractor	815-744-4347
Timm Electric Inc	17832 Mills Rd	Theodora McGarrn (Pres)	Electrical Contractor	815-723-4501
Van Mack Electric Co Inc	2433 Reeves Rd	Nancy Van Duynne (Pres)	Electrical Contractor	815-725-0089
Pohlers Industrial Electric Inc	510 Ruby St	Anne Musich-Johnson (Pres)	Electric Motor Sales & Repair	815-726-5919
Personaltees	409 Fairlane Dr	Patricia Marentic (Pres)	Embroidery	815-744-7732
FirstStaff Services Inc	151 Springfield Av	Perry Kalaramas	Employment Agency	815-730-8970
First Choice Temporary Services Inc	2009 Essington Rd	Jane Condon (Pres)	Employment Contractor - Temp Help	815-436-9600
Acorn Etching & Engraving	325 Mohawk St	Mary Galli	Engraving	815-726-8856
Parsonimus Me	717 Apollo Dr	Mary Cheffer (Pres)	Fashion Accessories	815-325-3494
Amen-Fencing	915 W Jefferson St	Alejandro Diaz	Fence Contractor	815-726-1127
Financial Resources Initiatives	904 Buell Av	Mary Grady	Financial Consultant	815-722-3146
Marquez Financial Services	1256 W Jefferson Ste 207	Tony Marquez	Financial Consultant	815-744-9968
Voyager Group Ltd	308 Woodworth Av	Catherine Cawley	Financial Consultant	815-726-2823
Curves	1704 W Jefferson St	Kari Bartz	Fitness Center	815-725-2007
Curves Joliet West	1007 Essington Rd	Sue Brennan	Fitness Center	815-725-5588
Dawn & Scott's Flower Shop	1736 Essington Rd	Dawn Howard	Florist - Retail	815-577-8895

BUSINESS	LOCATION	OWNER	TYPE OF BUSINESS	PHONE NUMBER
Designs by Diedrich	1948 Essington Rd Ste 1	Karen Kure	Florist - Retail	815-436-6666
Fiesta Central	237 E Cass St	Anthony Saucedo	Florist - Retail	815-726-2620
Flowers by Kerp & Kelly	1007 W Jefferson St	Lots Kiep	Florist - Retail	815-726-7735
Heaven Scent Flowers Unlimited Inc	3109 W Jefferson St	Jaimie Bickerton	Florist - Retail	815-744-0345
Labo's Flowers & Gifts	1601 W Jefferson St	Barbara Bracken	Florist - Retail	815-729-1215
LaVilla Party & Flowers	705 Collins St	Peña Guzman	Florist - Retail	815-723-6157
Tezak Florist	457 N Ottawa St	Gloria Goebel	Florist - Retail	815-722-7712
J & B Food Mart	124 Richards St	Berdia Thomas	Food Mart	815-722-6403
Foley Consulting Inc	2909 Streitz Dr	Mary J Foley	Fund Raising Consultants	815-741-9888
Blackburn-Glenn-Sonntag Funeral Home Ltd	1500 Black Rd	Kath Giegetich (Pres)	Funeral Home	815-744-4444
Delgado Funeral Services Inc	400 Landau Av	Richard J Delgado	Funeral Home	815-774-9220
Minor-Morris Funeral Home	112 Richards St	Terry Morris	Funeral Home	815-723-1283
Range Funeral Home	202 S Eastern Av	Willie Range	Funeral Home	815-722-2215
Marsha Lega Studio Inc	28 Crowley Av	Marsha Lega	Furniture Designer/Builder	815-727-5255
AAA Galvanizing	625 Mills Rd	Alreja Laxman (Pres)	Galvanizing	815-723-5000
Anex Construction Co	16720 New Lenox Rd	Jose Nunez	General Contractor	815-722-1080
John Bolton Building Contractor	407 Manhattan Rd	John Bolton	General Contractor	815-727-4751
C & J Construction	829 Milan Av	Juan Rodriguez	General Contractor	815-722-1487
Carruthers Construction & Safety Company Inc	15 S Raynor Av	Michael Carruthers	General Contractor	815-730-7712
Cosgrove Construction Inc	2065A Amberst Ct	Virginia Cosgrove	General Contractor	815-774-0036
Crews Construction	410 Elwood St	Armando Cruz	General Contractor	815-272-4403
Fipe Corporation	201 Sherry Av	Fidel Perez Cervantes	General Contractor	815-722-4253
Gale Construction	315 McDonough St	Laura Payer	General Contractor	815-727-4822
Gise O.B. Stamped Concrete	915 W Jefferson St	Manuel Ortega	General Contractor	815-680-0892
Gomez & Sons	717 Henderson Av	Philip Moore	General Contractor	815-726-1414
The Art of Construction	216 First Av	Domingo Flores	General Contractor	815-722-0341
Vera's Construction	420 E Ohio St	Reymundo Vera	General Contractor	815-272-8351
Kim-Shaw Gifts & Lawn Décor	116 N Center St	Lou Ann Kinney & Cheryl Shaw	Gift Shop	815-726-1414
Rosie's Garden	211 Sheridan St	Patrice Ellen	Gift Shop	815-727-7863
Wings of Wisdom	1117 Plainfield Rd	Dawn Jagers	Gift Shop	815-729-9399
Edible Arrangements	2014 Belmont Av	Debbie Law	Gourmet Fruit Arrangements	815-727-7551
Keapin' N Touch	650 Meeker Av	Annette Harden	Greeting Card & Mail Service	815-727-4425
Martinez Grocery Two	704 W Jefferson St	Charita Martinez-Santiago	Grocery Store	815-722-1600
Martinez Grocery Two	751 N Hickory St	Raul Martinez	Grocery Store	815-722-2691
La Esquina Market Inc	500 Collins St	Prudencio Alcantar	Grocery Store	815-726-2222
Supermercado Casa Blanca Inc	379 E Cass St	Edelmira Jimenez	Grocery Store	815-723-6078
Supermercado Joliet	652 Collins St	Ramiro Sanchez	Grocery Store	815-726-0444
Gonzalez Supermarket	600 E Jackson St	Tomas & Romelia Pena	Grocery Store	815-726-1010
Supermercado Viva Mexico	3605 Overlook Dr	Tomas Pena	Grocery Store	815-677-6579
Rain-Away Gutter Inc	3135 W Jefferson St	Janet Fenil	Gutter & Downspout Contractor	815-744-7659
For the Good of It	757 N Broadway St	Kathy Mazurkiewicz	Health Food Store	815-730-1982
AAA Comfort Heating & Air	336 Ruby St	Candace Sanchez	Heating Contractor	815-727-2642
Bedolla Heating & Cooling	555 E Columbia St	Rafael Bedolla	Heating Contractor	815-774-9475
Nico's Refrigeration	2541 Division St	Nicholas Saucedo	Heating Contractor	815-729-2700
Peaceful Nites Inc	1900 Essington Rd #3	Kathy Phillips	Home Medical Equipment	815-741-0712
Home Air Joliet	1601 S Chicago St	Denise Edman	Hospital Equipment & Supplies	815-722-9899
Boz's Hot Dogs	1249 Louis Joliet Mall	Joan Gelin	Hot Dog Stand	815-439-7164
Dippin Dots Ice Cream		Stacey West	Ice Cream Shop	

BUSINESS	LOCATION	OWNER	TYPE OF BUSINESS	PHONE NUMBER
El Contino Ice Cream	451 Collins St	Andrea Martinez	Ice Cream Shop	815-603-9374
Paleria Fonstin Inc	712 Landau St	Ildefonso Orozco	Ice Cream Vendor	815-726-8140
Immigrant Services	423 Collins St	Angelika Mercoar	Immigration & Naturalization	815-723-6286
Chizmark & Larson Agency	615 Kungs Way	Kathryn Larson	Insurance Agency	815-726-6527
Craig & Associates	235 Collins St	Lloyd Craig (Pres)	Insurance Agency	815-726-7800
G L Tyus & Associates Inc	9 E Van Buren St	George L Tyus	Insurance Agency	815-722-2700
Mike Arias Agency (American Family Insurance)	3 Ohio St	Mike Arias	Insurance Agency	815-740-1552
Alma Martinez (American Family Insurance)	1100 Plainfield Rd	Alma Martinez	Insurance Agency	815-727-7000
Bettye Ross (American Family Insurance)	1616 W Jefferson St	Bettye Ross	Insurance Agency	815-744-4141
Urbasek Insurance Agency Inc	1301 N Broadway St	Kathy Urbasek	Insurance Agency	815-740-0900
Howard Wright (State Farm Insurance)	417 N Chicago St	Howard Wright	Insurance Agency	815-722-4652
Betty J Weir Interiors PC	1209 Richmond St	Betty J Weir	Interior Decorator/Designer	815-744-9242
Decor Interiors	500 Buell Av	Erna Stadelmann	Interior Decorator/Designer	815-723-5511
Designer Studios Inc	616 Mack St	Debra Keck	Interior Decorator/Designer	815-723-3636
Interiors by Byrne Inc	512 Timberline Dr	Patricia Byrne	Interior Decorator/Designer	815-741-2729
Window Designs	15 Fairlane Dr	Jan Rousanelos	Interior Decorator/Designer	815-741-0738
Markelz Business Interiors	2415 McDonough St	Janet Markelz	Interior Designer - Businesses	815-728-3300
Mike's Janitorial & Building Maintenance Service	15 S Raynor Av	Mike Carruthers	Janitorial & Building Maintenance	815-730-7780
You Got It Made Janitorial	1205 Boston Av	Karen Smith	Janitorial Service	815-741-1090
Diana's Jewelry	451 Collins St	Juan Guerrero	Jewelry Store	815-740-9950
Paolucci & Co Diamond Center	568 Collins St	Maria & Rafael Salinas	Jewelry Store	815-438-2080
Touch of Nature	1960 Essington Rd	Michelle Paolucci	Jewelry Store	815-722-4995
Brother's Sprinklers & Landscaping	805 Campbell St	Barbara Broxy	Landscape Architect	815-723-5158
Eddie's Landscaping Inc	418 Mohawk St	Condoba Cipriano	Landscape Contractor	815-723-3357
Garcia Landscaping Inc	1632 E Cass St	Eddie Garcia	Landscape Contractor	815-727-7974
Land Images	1002 Spencer Rd	Fernando Garcia	Landscape Contractor	815-723-1242
Latino's Lawn Care Landscaping	615 Manhattan Rd	Juan Nunez	Landscape Contractor	815-726-3146
Nino's Landscaping	802 Royce Av	Sergio Perez	Landscape Contractor	815-722-7341
Remove Tree Landscaping	415 Miami St	David Lopez	Landscape Contractor	815-722-9523
Sam's Landscaping	PO Box 1265	Hector Ruiz	Landscape Contractor	815-680-2473
Vanessa's Landscaping & Maintenance	801 Chase Av	Sam Nunez	Landscape Contractor	815-727-4249
Vieyra Landscaping	323 Lime St	Salvador Ortiz	Landscape Contractor	815-726-4533
A M Maintenance & Landscaping	503 Gamsey Av	Wilbaldio Vieyra	Landscape Contractor	815-723-5470
A & R Landscape	601 Peale St	Andres Masocce	Lawn Maintenance	815-727-9521
Culpepper's Lawnworks	1507 Bates Rd	Adrian Heath	Lawn Maintenance	815-922-3397
GEM Company	1207 Gage St	Ossie Barnes	Lawn Maintenance	815-727-3132
Javier Gonzalez	105 McDonough St	Larry Beavers	Lawn Maintenance	815-264-1976
Greenfield Lawn Sprinkler Systems	412 S Raynor Av	Javier Gonzalez	Lawn Maintenance	815-726-5456
Sanders Lawn Care	1812 Oberlander	Martin Garcia	Lawn Maintenance	815-438-4680
Trotter's Lawn Care	309 Hyde Park Av	Francisco Guzman	Lawn Maintenance	815-722-1987
Silver Coin Wash Laundromat	9 S Boulder Av	Shella Sanders/Don Reilford	Lawn Maintenance	815-740-6153
Perker's Laundromat	PO Box 2744	Mike Trotter	Lawn Maintenance	815-212-5695
Wash A Way Laundromat	720 Collins St	Ruben Franchini	Laundromat	815-726-8027
Kalibo's Leather Vault	824 Collins St	Veina Parker	Laundromat	815-727-1793
Calderon Liquors Inc	510 Collins St	Luis Calderon	Laundromat	815-740-3609
Halo Liquors	931 Plainfield Rd	Kimberly Ruth	Leather Goods	815-727-2511
	741 Collins St	John Calderon	Liquor Store	815-727-7334
	2787 Black Rd	Nancy Williams	Liquor Store	815-726-9503

BUSINESS	LOCATION	OWNER	TYPE OF BUSINESS	PHONE NUMBER
A-Carriage Awails Ltd	2137 Maxxim	Miguel Mariton	Limousine Service	815-725-3750
Cox Livery	300 St. Jude St	Kathryn Cox	Limousine Service	815-741-0583
Bakers Lock & Key	508 S. Joliet St	Rosie Baker	Locksmith	815-723-6353
O & L Thompson Transport Service Inc	1351 Brandon Rd	Lydia Thompson	Mail Carriers, Contract	815-726-2569
Elynn Bryce & Associates	3077 W. Jefferson St. #103	Elynn Bryce	Marriage & Family Counseling	815-741-9894
Kathleen Kaiser	1150 W. Jefferson St	Kathleen Kaiser	Marriage & Family Counseling	815-729-0585
Barello Masonry Inc	116 Oscar Av	Linda Barello (Pres)	Masonry Contractor	815-727-6308
A. Journey to Wellness	200 N. Hammes Av Ste 2	Linda Pearson	Massage Therapy	815-773-2301
Body Shop Day Spa	2541 W. Division St Ste 104	Sigita Wiendorf	Massage Therapy	815-744-6498
Caring Hands Massage Therapy	370 Houbolt Rd	Kristine Ragusa	Massage Therapy	815-546-8600
Interpeace Therapeutic Massage	32 Uno Cr	Cheryl Sheridan	Massage Therapy	815-773-2373
Kneaded Relief Therapeutic Massage	1212 W. Jefferson St	Cyndi Karges	Massage Therapy	815-767-9076
The Wellness Center	2531 Division St	Rita Travis	Massage Therapy	815-744-4010
Kerr Consultants	309 Ruby St	Marilyn Kerr	Medical Billing & Claim Consultation	815-726-5605
Joliet Steel & Construction	1842 Terry Dr	Nancy Gurnitz	Midwife	815-727-1887
Catherine M Craig	1301 Copperfield Av	Catherine M Craig	Midwife	815-729-3834
Mortgage Plus Services Inc	251 E Cass St	Edward Assam (Pres)	Mortgage Services	815-723-0000
Alfa Muffler Shop	219 Ruby St	Luis Gallegos	Muffler Shop	815-727-6236
C. Converters Inc	1600 W. Jefferson St	Santiago Vaca	Muffler Shop	815-207-4000
Mex Muffler	500 E. Jackson St	Arnoldo Chavez	Muffler Shop	815-726-7892
Mufflers 4 Less	1600 W. Jefferson St	Ralphel Condrears	Muffler Shop	815-207-4000
Oxbo Muffler	700 Plainfield Rd	Darlene Cygan	Muffler Shop	815-726-3313
Sasser Custom Exhaust	308 Republic Av	Mary Sasser	Muffler Shop	815-741-1201
George Key's Music Studio	822 Plainfield Rd	Cathy Key	Musical Instruments - Sales	815-727-4656
Joliet Nails	2143 W. Jefferson St	Anna Nguyen	Nail Care	815-729-0606
Sylvia's Studio	2112 W. Jefferson St Ste. 132	Sylvia Randolph	Nail Care	815-744-3597
Aimee Ogle, DN	1314 Edgerton Dr	Aimee Ogle	Naprapath	815-725-0658
The Times Weekly	254 E Cass St	Jayne Cain Casimere (Pres)	Newspaper	815-723-0325
Josco Office Plus	781 Joyce Rd	Marlene Brozovich	Office Supplies	815-744-1422
Jacqueline Carlock, OD	151 Springfield Av	Jacqueline Carlock	Optometrist	815-729-3752
Gregory Jackson, OD	1960 Essington Rd	Gregory Jackson	Optometrist	815-436-8605
Hytech Coatings	812 Draper Av	Penny Moran	Paint Manufacturer	815-723-0254
Ireland Ltd	217 E. Clinton St	Nancy J Lawrence (Pres)	Painting Contractor	815-727-4004
Marin Decorating Inc	417 Terry Dr	Jacqueline Martin	Painting Contractor	815-744-0010
Smith Painting & Decorating Service Inc	4709 Galway Rd	Maryann Smith (Pres)	Painting Contractor	815-439-0337
Tecorp Inc	2331 Murnel Ct	Maria Visvardis	Painting Contractor	815-726-9192
Noah's Ark Animal Workshop	417 N Reed St	Janet Paikon	Party Planning Service	815-728-9053
Amerimex Paving	459 Cherry St	Paul Montenegro	Paving Contractor	815-726-3957
J & J Blacktop	111 Patterson Rd	Joe Jimenez	Paving Contractor	800-439-5499
Latin Pavers & Landscaping	1200 Channahon Rd	Reno Aguilera	Paving Contractor/Landscaping	815-730-8626
Busy Bee Pest Control	174 N Chicago St	Mary Kula	Pawnbroker	815-723-5555
Aunt Colleen's Doghouse & Playground	2607 Fairway Dr	Victoria Olson	Pest Control	815-744-6453
A Doggery Mobile Pet Grooming	23209 Mound Rd	Colleen Schubert	Pet Boarding & Sitting	815-730-8333
All Fur Dogs	2113 Hanover St	Mary Martin	Pet Grooming	815-723-8679
Karen's Pet Grooming	2419 W. Jefferson St	Bernita McCord	Pet Grooming	815-741-4346
Pawsnitivity Pet Spa	1511 Black Rd	Karen Bartolomei	Pet Grooming	815-730-6611
Paws & Tails Pet Sitting Service	1018 Frederick St	Joyce Klingler	Pet Sitting Service	815-725-4884
				815-722-7297

BUSINESS	LOCATION	OWNER	TYPE OF BUSINESS	PHONE NUMBER
Pelland	1480 N Larkin Av	Belinda Newlind	Pet Store	815-744-2112
Three Rivers Reptiles	318 Republic Av	Annetta Hatzle	Pet Store	815-725-3325
Bever Digital Design	1200 Wilcox St	Sandra Bever	Photography Studio, Portraits	815-723-3051
Gloria Studio	451 Collins St	Juan Gloria	Photography Studio, Portraits	815-740-1242
David White Productions	200 N Center St	David White	Photography, Portraits	815-726-6212
Midwest Hand Care Inc	823 Infantry Dr	Katherine Southworth	Physical Therapist	815-729-2999
Gilda Alcalá, MD	301 Springfield	Gilda Alcalá	Physician	815-725-0007
Donja Barr, MD	210 N Hammes Av	Donja Barr	Physician	815-725-6511
Ranuka Bhatt, MD	2000 Glenwood Av Ste 109	Ranuka Bhatt	Physician	815-725-0900
Kwabena Boateng, MD	2000 Glenwood Av	Kwabena Boateng	Physician	815-553-0500
Estelle Fletcher, MD	1051 Essington Rd Ste 230A	Estelle Fletcher	Physician	815-744-3335
Deborah Freeman, MD	30 Uno Cir	Deborah Freeman	Physician	815-773-0766
Angela Intili, MD	301 Springfield Av	Angela Intili	Physician	815-729-2084
Paula Lapinski, MD	1051 Essington Rd Ste 280	Paula Lapinski	Physician	815-744-8554
Wendy Marshall, MD	300 Barney Dr	Wendy Marshall	Physician	815-744-0330
Grazyna Plekos, MD	744 Essington Rd	Grazyna Plekos	Physician	815-730-1200
Jose Rios, MD	1051 Essington Rd Ste 280	Jose Rios	Physician	815-744-8654
Susan Schneider, MD	310 N Hammes Av Ste 202	Susan Schneider	Physician	815-730-9900
Bhavani Sivarajan, MD	1715 Glenwood Av	Bhavani Sivarajan	Physician	815-744-1089
Maria Sosenko, MD	903 Infantry Dr	Maria Sosenko	Physician	815-744-7248
Kanchana Umpai, MD	1026 Essington Rd	Kanchana Umpai	Physician	815-744-2656
Claudia Vera, MD	2025 S Chicago St	Claudia Vera	Physician	815-726-2200
C & M Plumbing	815 E Washington St	Carl Barefield	Plumbing Contractor	815-631-7554
Essington Podiatry Group	1960 Essington Rd	Ada Paolucci	Podiatrist	815-436-3555
Joliet Podiatry Center	330 Madison St Ste L12	Karen Agnich	Podiatrist	815-744-3338
Lori Knutstrom	600 Theodore St Ste 1	Lori Knutstrom	Podiatrist	815-723-6715
Avsec Printing	825 Plainfield Rd Rear	Laureen Davis	Printing Service	815-722-2961
Quality Quick Print	85 W Jefferson St	Janet Fisher	Printing Service	815-723-0641
Stellar Orthotics & Prosthetics, LLC	815 N Larkin Av Ste 207	Anne Horgan	Prosthetics & Orthopedic Braces	815-207-4200
Mona Etchison, PhD	200 N Hammes Av #3	Mona Etchison	Psychologist	815-744-8253
Kallen & Kyler Enterprises	3109 Glenwood Av	Bonnie Winfrey	Public Relations	815-746-5340
H & R Pump Co. Inc	2111 E Washington St	Evelyn Heiken (Pres)	Pumps - Installation & Service	815-726-2950
Crown Realty	407 Meadow Wood Dr	Rosemary Scott	Real Estate Broker	815-744-4600
Disera Realty	1400 Essington Rd	Bonnie Disera	Real Estate Broker	815-744-5700
Dream House Realty	118 E Cass St	Nina Aguilar	Real Estate Broker	815-726-9305
East Side Realty	102 Dotts Av	Carolyn Sullivan	Real Estate Broker	815-722-3411
1st Universal Executive Properties	933 W Jefferson St	Jesse Colonne	Real Estate Broker	815-722-2272
Judy Gardner Real Estate	2402 Ruth Fitzgerald Dr	Judy Gardner	Real Estate Broker	815-436-5600
The Home Sellers Network	600 Cornelia St	Sandra Rivett	Real Estate Broker	815-722-4931
Dress for Less	1401 Plainfield Rd	Vickie Soave	Resale Shop	815-744-5611
GEMCO Enterprise Center/Resale Shop	105 McDonough St	Lawrence Beavers	Resale Shop	815-557-7072
Amanecer Tapatio	700 Ruby St	Rocio Contreras	Restaurant	815-727-4001
Bayside Fishery & Rib II	236 E Cass St	Walter Robinson, Jr	Restaurant	815-726-2228
Burrito King	3038 Caton Farm Rd	Monica Reyes	Restaurant	815-439-3806
Chapala Restaurant & Lounge	509 N Chicago St	Leo Sanchez	Restaurant	815-727-1742
Carcoal Pit Bar & Grill	2019 Essington Rd	Christina Kollintzas	Restaurant	815-577-8191
Cherry Hill Cafe	2635 E Cass St	Jose Vidals	Restaurant	815-726-0881
Chicago Style Ribs	219 N Chicago St	Kevin Roberts	Restaurant	815-723-0733

BUSINESS	LOCATION	OWNER	TYPE OF BUSINESS	PHONE NUMBER
Deli Depot of Joliet	2777 Black Rd	Mary Zarvos	Restaurant - Carry Out Only	815-744-1060
El Burrito Azteca	2310 Rt 59	Jose De la Torre	Restaurant	815-264-5790
El Burrito Loco	351 E Cass St	Baldomero Barros	Restaurant	815-726-0355
El Burrito Loco	1509 W Jefferson St	Jorge Carrillo	Restaurant	815-729-9177
El Rodeo Sports Bar & Grill Inc	816 E Jackson St	Eric Chavez	Restaurant	815-722-9814
EO Vannus	205 N Chicago St	Jaime Reyes	Restaurant	815-722-9160
Family Choice Restaurant	318 S Chicago St	Pompei & Levi Williams	Restaurant	815-724-0144
Filaco's Mexican Restaurant	1121 Essington Rd	Carlos Arechiga	Restaurant	815-730-3370
Fruityland Inc	2953 W Jefferson St	Manuel Del Toro	Restaurant	815-725-2725
Giordano's of Joliet	2344 S Rt 59	Amy Centeno	Restaurant	815-609-5900
Glacier Treats Inc	2779 Black Rd	Robin Benson	Restaurant	815-280-1998
Jaime's Place	551 N Scott St	Jaime Guillermo	Restaurant	815-723-6995
James BBQ Chicken & Fish	178 N McDonough St	Ethyl James	Restaurant	815-723-2728
Jitters Coffee House	48 W Chicago St	Gina Duffy	Restaurant	815-740-0048
Josee's Cool Café	1102 Houbolt Rd	Jomarie Jungles	Restaurant	815-744-8338
La Consentida	674 Meeker St	Maria Migliozzi	Restaurant	815-727-7576
La Alameda Mexican Restaurant	231 Ruby St	Maria T Valenciano	Restaurant	815-726-9236
La Fond de Joliet	573 Collins St	Miguel Morales	Restaurant	815-722-0521
La Mex, Inc	3157 W Jefferson St	Rodolfo Carlos	Restaurant	815-729-2686
La Mina	848 Plainfield Rd	Mercedez Salmeron	Restaurant	Just opened
Los Isias Maria	709 Collins St	Gerison Pinedo & Edgar Garcia	Restaurant	815-774-0420
Los Tres Amigos	7174 Caton Farm Rd	Dina Thomas	Restaurant	815-577-3600
Louisiana Barbeque	1220 Richards St	Theresa & Allen Washington	Restaurant	815-774-0131
K.A. McBrides Pub & Grille	7162 Caton Farm Rd	Linda Isek	Restaurant	815-609-0192
Mariscos La Laguna	601 N Eastern Av	Arnold Chavez	Restaurant	815-727-3214
Nema's	701 Garnsey	Guadalupe Aguirre	Restaurant	815-727-4899
Playa Brava	907 W Jefferson St	Jorge Arles	Restaurant	815-727-1547
Pollo Ranchero Inc	30 Ohio St	Josel Yaquez	Restaurant	815-727-8465
Restaurantie Arandas	1030 N Hickory St	Juan Gutierrez	Restaurant	815-722-8960
Samy's Lounge	3151 Voyager Ln	Aspasia Andrew	Restaurant	815-439-9330
Sandwich Shoppe	79 N Chicago St	Christine Dunn	Restaurant	815-723-8071
Senior Tequila Inc	2218 W Jefferson St	Poulo Rodriguez	Restaurant	815-730-9770
Subway	7176 Caton Farm Rd	Paula Corbin	Restaurant	815-609-8084
Taco Mex Restaurant	2268 Essington Rd	Joel Hernandez	Restaurant	815-230-3535
Tacos Tio Restaurant	324 Collins St	Antonio Ornelas	Restaurant	815-722-7486
Taqueria Don Jose	550 E Cass St	José Nevarez	Restaurant	815-723-9250
Taqueria El Rodeo	1826 E Washington St	Julio Sanchez	Restaurant	815-722-3722
Taqueria Lily's	118 E Jackson St	Juan Carlos Diaz	Restaurant	815-722-7008
Taqueria Los Camales	510 Collins St	Miguel Gonzales	Restaurant	815-741-2990
Taqueria Rio Verda	1606 W Jefferson St	Amado Acoosta	Restaurant	815-722-3110
Taste of Polonia	221 Ruby St	Barbara Bryja & Angie Kopinski	Restaurant	815-436-5222
The Honey-Baked Ham Co & Café	1522 Rt 59	Victoria L Isaacs	Restaurant	815-436-5222
The Old Keg Restaurant	20 W Jackson St	Rafael Martinez et al	Restaurant	815-727-1155
Tony's Place	2141 W Jefferson St	Luis & Beverly Hernandez	Restaurant	815-744-4636
Tropicana Restaurant & Lounge	665 Collins St	Manuel Alvarado	Restaurant	815-722-4181
Truth	808 W Jefferson St	Kate McHundiro	Restaurant	815-744-5901
Woody's	1008 E Washington	Mary Woodard	Restaurant	815-727-1403
Career Right Inc	1523 Plainfield Rd	Mary Hughes	Resume Service	815-729-3366

BUSINESS	LOCATION	OWNER	TYPE OF BUSINESS	PHONE NUMBER
Bouie Construction, Inc.	21652 White Av	Patricia Boule (Pres)	Road Construction Contractor	815-722-7478
Imperial Roofing	1132 Collins St	Avya Franchina	Roofing Contractor	815-722-7400
Patch Repair Roofing	1628 Marquette Rd	Sandra Ballantine	Roofing Contractor	815-741-2479
Percy's Reliable Scrap Service	717 E Jackson St	Percy Logan	Scrap Metal	815-726-3777
Supreme Products	1603 E Washington St	Barbara Stephens	Shelving (Wholesale)	815-723-2742
Andy's Shoe Repair	17 E Cass St	Adelyn Kwasiogoch	Shoe Repair	815-722-4447
Grate Signs Inc	4044 W McDonough St	Cheryl Grate	Sign Company	815-729-9700
Gayton Signs	355 Columbia St	Peira Garcia	Sign Erector	815-726-2975
R-Signs Service & Design Inc	1720 Collins St	Ruben Franchini	Sign Erector	815-722-0283
Sensuous Salon & Spa	3561 W Jefferson St	Oiga Esparza	Spa	815-730-1317
The Body Shop Day Spa	2541 W Division St	Sigita Wendorf	Spa	815-744-6488
Karen Yaney	1605 Glenwood Av	Karen Yaney	Speech Pathologist	815-741-9831
Estrada Sports	303 E Cass St	Joel Estrada	Sporting Goods - Retail	815-723-3073
J J Sport	1932 Essington Rd	Jan Skelton	Sporting Goods - Retail	815-436-4300
Robles Sports	321 Collins St	Daniel Robles	Sporting Goods - Retail	815-726-9111
Lumir Fashions	258 Ruby St	Antonio Suarez	Sportswear - Retail	815-727-4891
Buried Treasure Mini Storage Facility	2415 McDonough St	Janet Markelz (Pres)	Storage - Household & Commercial	815-730-1173
Marcia Smith & Associates Inc	800 Theodore St Ste 3	Marcia Smith	Substance Abuse Testing	815-724-0738
Vardal Survey & Laser	1204 W Jefferson St	Sandra Vardal	Surveying Instruments	815-725-2737
Golden Needle	114 N Larkin Av	Sue Fischer	Tailor	815-729-0717
Luna's Tailor Shop	1104 W Jefferson St	Juan Luna	Tailor	815-725-9603
Par's Clothing Alterations	248 Republic Av	Patricia Downs	Tailor	815-725-9537
Stitch Witch	2118 W Jefferson St	Diane Bang	Tailor	815-744-6563
Coco Tan Inc	7152 Caton Farm Rd	Sonia Zakhem	Tanning Salon	815-439-2626
Sun Club Tanning	1111 Essington Rd	Ann Pifer (Pres)	Tanning Salon	815-729-4801
Wolf's Fine Line Tattoo	1117 Plainfield Rd	Dawn Jaggers	Tattoo Parlor	815-723-5857
Andy & Sophie's Inc	931 N Hickory St	Sophie Wrobel	Tavern	815-727-7334
Calderon Liquors Inc	741 Collins St	John Calderon	Tavern	815-727-4990
Cazadores Tavern	629 N Hickory St	Uriel & Maria Rojas	Tavern	815-722-9292
Dar's Bar	504 McDonough St	Darlene Peiracek	Tavern	815-727-4999
Izzy's LLC	507 Theodore St	Alfonso Izquierdo, Jr	Tavern	815-723-9004
Just One More	1527 N Raynor Av	Marlene Polesel	Tavern	815-723-2282
Kuchie's One More Time	270 Ruby St	Gertrude Kucinc	Tavern	815-722-4112
Lely's Place	901 N Hickory St	Leticia Powers	Tavern	815-722-8886
Los Gavenos	1101 N Hickory St	Rejino Diaz	Tavern	815-740-1668
Los Tres Hermanos	670 E Jackson St	Gloria Tamayo	Tavern	815-727-9552
Raynor Tap Inc	1520 N Raynor Av	Lisa Wang	Tavern	815-727-2281
Vela's Tap	226 E Cass St	Daniel Gutierrez	Tavern	815-740-4090
Accounting & Tax Works	423 Collins St	Angelika Mercer	Tax Return Preparation	815-553-0824
Sidney Dove's Tax Service	122 N Ottawa St	Sidney Dove	Tax Return Preparation	815-725-4476
William Greenham & Associates	815 N Larkin Av	Barbara Greenham	Tax Return Preparation	815-725-0253
Sylvia Parker & Associates	1306 W Jefferson St	Sylvia Parker	Tax Return Preparation	815-740-1730
A & L Xpress	702 Florence	Laura Lopez	Tax Return Preparation	815-741-2007
Joliet Answering Service	101 Springfield Av	Sharon Gierman	Telephone Answering Service	815-722-7503
Ruby's Discount Tobacco & More	405 Ruby St	Ruby Dent	Tobacco Store	815-723-0063
Castle Ridge Enterprises Inc	1205 Fairview Av	Mary Brzezcek (Pres)	Tools Pneumatic - Wholesale	815-744-0080
Mechanics Tool Supply	105 Republic Av	Ruth Aedo	Tools - Wholesale	815-439-7078
Harmony Tours Inc	3300 Essington Rd	Sharon Harmon	Tours	

BUSINESS	LOCATION	OWNER	TYPE OF BUSINESS	PHONE NUMBER
Translations	432 Fourth Av	Maria Rosa	Translation Service	815-740-6172
Barb's Holiday Travel Inc	2450 W Jefferson St	Barb Snyder	Travel Agency	815-725-7788
Enlace Travel Agency	565 Collins St	Ramone Zamudio	Travel Agency	815-722-9970
Travel Time	714 Springfield Av	Phyllis Susner	Travel Agency	815-725-9344
A-Reliable Tree & Stump Removal Service	PO Box 798	Larry Moulton	Tree Service	815-726-1801
Budd's Tree Service	22116 SW Frontage Rd	Tania Budd	Tree Service	815-725-5110
A. & R. Transport Inc	2223 Empress Rd	James Bedeker	Trucking Company	815-773-6342
Uniforms PRN	121 Springfield Av	Kathleen Flatt	Uniforms Retail	815-729-1888
Castillo Upholstering Shop	813 W Jefferson St	Pedro Castillo	Upholstery	815-722-0338
Drew's Upholstery	456 N Chicago St	Todd Drew	Upholstery	815-727-7613
Conrad Co	918 W Jefferson St	Deb Schreiner	Vacuum & Janitorial Supplies	815-744-1033
Miss Camille's Variety Club	2224 W Jefferson St	Karen McElrath	Variety Club	815-531-0133
Bellas Artes	517 Collins St	Efrain Garcia	Video & Disc Rentals	815-722-1078
Rock & Rolas Video	468 Collins St	Isandrea Carrillo	Video & Disc Rentals	815-774-0655
Aitracem Inc	18 Henderson Av	William Edmonds	Waste Management	815-726-8659
High Fashion Wigs	518 N Chicago St	Young Chang	Wigs & Hairpieces	815-723-8899
The Perfect Touch	1059 Taylor St	Marianne Gardner	Yarn - Retail	815-727-2744

EXHIBIT F: SECTION 3 REPORTS

Section 3 Summary Report
Economic Opportunities for
Low – and Very Low-Income Persons

U.S. Department of Housing
and Urban Development
Office of Fair Housing
And Equal Opportunity

OMB Approval No: 2529-0043
(exp. 11/30/2010)

HUD Field Office: **Chicago**

Section back of page for Public Reporting Burden statement

1. Recipient Name & Address: (street, city, state, zip) City of Joliet 150 West Jefferson St. Joliet, IL 60432	2. Federal Identification: (grant no.) B-14-MC-17-0013	3. Total Amount of Award: \$ 907,998
	4. Contact Person Alfredo Melesio	5. Phone: (Include area code) 815-724-4100
	6. Length of Grant: 12 months	7. Reporting Period: 1/1/14-12/31/14
8. Date Report Submitted: 03-30-2015	9. Program Code: (Use separate sheet for each program code) 7	10. Program Name: CDBG-Entitlement

Part I: Employment and Training (Columns B, C and F are mandatory fields. Include New Hires in E & F)**

A Job Category	B Number of New Hires	C Number of New Hires that are Sec. 3 Residents	D % of Aggregate Number of Staff Hours of New Hires that are Sec. 3 Residents	E % of Total Staff Hours for Section 3 Employees and Trainees	F Number of Section 3 Trainees
Professionals	0	0			0
Technicians	0	0			0
Office/Clerical	0	0			0
Construction by Trade (List Trade)	0	0			0
Trade	0	0			0
Trade	0	0			0
Trade	0	0			0
Trade	0	0			0
Other (List)	0	0			0
Total	0	0			0

* Program Codes
1 = Flexible Subsidy
2 = Section 202/811
3 = Public/Indian Housing
A = Development,
B = Operation
C = Modernization
4 = Homeless Assistance
5 = HOME
6 = HOME State Administered
7 = CDBG Entitlement
8 = CDBG State Administered
9 = Other CD Programs
10 = Other Housing Programs

Part II: Contracts Awarded

1. Construction Contracts: 0

A. Total dollar amount of all contracts awarded on the project	\$ 0
B. Total dollar amount of contracts awarded to Section 3 businesses	\$ 0
C. Percentage of the total dollar amount that was awarded to Section 3 businesses	%
D. Total number of Section 3 businesses receiving contracts	

2. Non-Construction Contracts:

A. Total dollar amount all non-construction contracts awarded on the project/activity	\$
B. Total dollar amount of non-construction contracts awarded to Section 3 businesses	\$
C. Percentage of the total dollar amount that was awarded to Section 3 businesses	%
D. Total number of Section 3 businesses receiving non-construction contracts	

Part III: Summary

Indicate the efforts made to direct the employment and other economic opportunities generated by HUD financial assistance for housing and community development programs, to the greatest extent feasible, toward low- and very low-income persons, particularly those who are recipients of government assistance for housing. (Check all that apply.)

- Attempted to recruit low-income residents through: local advertising media, signs prominently displayed at the project site, contracts with the community organizations and public or private agencies operating within the metropolitan area (or nonmetropolitan county) in which the Section 3 covered program or project is located, or similar methods.
- Participated in a HUD program or other program which promotes the training or employment of Section 3 residents.
- Participated in a HUD program or other program which promotes the award of contracts to business concerns which meet the definition of Section 3 business concerns.
- Coordinated with Youthbuild Programs administered in the metropolitan area in which the Section 3 covered project is located.
- Other; describe below.

Public reporting for this collection of information is estimated to average 2 hours per response, including the time for reviewing instructions, searching existing data sources, gathering and maintaining the data needed, and completing and reviewing the collection of information. This agency may not collect this information, and you are not required to complete this form, unless it displays a currently valid OMB number.

Section 3 of the Housing and Urban Development Act of 1968, as amended, 12 U.S.C. 1701u, mandates that the Department ensures that employment and other economic opportunities generated by its housing and community development assistance programs are directed toward low- and very-low income persons, particularly those who are recipients of government assistance housing. The regulations are found at 24 CFR Part 135. The information will be used by the Department to monitor program recipients' compliance with Section 3, to assess the results of the Department's efforts to meet the statutory objectives of Section 3, to prepare reports to Congress, and by recipients as self-monitoring tool. The data is entered into a database and will be analyzed and distributed. The collection of information involves recipients receiving Federal financial assistance for housing and community development programs covered by Section 3. The information will be collected annually to assist HUD in meeting its reporting requirements under Section 808(e)(6) of the Fair Housing Act and Section 916 of the HCDA of 1992. An assurance of confidentiality is not applicable to this form. The Privacy Act of 1974 and OMB Circular A-108 are not applicable. The reporting requirements do not contain sensitive questions. Data is cumulative; personal identifying information is not included.

Part II: Contracts Awarded

1. Construction Contracts: **4**

A. Total dollar amount of all contracts awarded on the project	\$ 393,468.18
B. Total dollar amount of contracts awarded to Section 3 businesses	\$ 138,000.00
C. Percentage of the total dollar amount that was awarded to Section 3 businesses	35 %
D. Total number of Section 3 businesses receiving contracts	1

2. Non-Construction Contracts:

A. Total dollar amount all non-construction contracts awarded on the project/activity	\$
B. Total dollar amount of non-construction contracts awarded to Section 3 businesses	\$
C. Percentage of the total dollar amount that was awarded to Section 3 businesses	%
D. Total number of Section 3 businesses receiving non-construction contracts	

Part III: Summary

Indicate the efforts made to direct the employment and other economic opportunities generated by HUD financial assistance for housing and community development programs, to the greatest extent feasible, toward low- and very low-income persons, particularly those who are recipients of government assistance for housing. (Check all that apply.)

- Attempted to recruit low-income residents through: local advertising media, signs prominently displayed at the project site, contracts with the community organizations and public or private agencies operating within the metropolitan area (or nonmetropolitan county) in which the Section 3 covered program or project is located, or similar methods.
- Participated in a HUD program or other program which promotes the training or employment of Section 3 residents.
- Participated in a HUD program or other program which promotes the award of contracts to business concerns which meet the definition of Section 3 business concerns.
- Coordinated with Youthbuild Programs administered in the metropolitan area in which the Section 3 covered project is located.
- Other; describe below.

Public reporting for this collection of information is estimated to average 2 hours per response, including the time for reviewing instructions, searching existing data sources, gathering and maintaining the data needed, and completing and reviewing the collection of information. This agency may not collect this information, and you are not required to complete this form, unless it displays a currently valid OMB number.

Section 3 of the Housing and Urban Development Act of 1968, as amended, 12 U.S.C. 1701u, mandates that the Department ensures that employment and other economic opportunities generated by its housing and community development assistance programs are directed toward low- and very-low income persons, particularly those who are recipients of government assistance housing. The regulations are found at 24 CFR Part 135. The information will be used by the Department to monitor program recipients' compliance with Section 3, to assess the results of the Department's efforts to meet the statutory objectives of Section 3, to prepare reports to Congress, and by recipients as self-monitoring tool. The data is entered into a database and will be analyzed and distributed. The collection of information involves recipients receiving Federal financial assistance for housing and community development programs covered by Section 3. The information will be collected annually to assist HUD in meeting its reporting requirements under Section 808(e)(6) of the Fair Housing Act and Section 916 of the HCDA of 1992. An assurance of confidentiality is not applicable to this form. The Privacy Act of 1974 and OMB Circular A-108 are not applicable. The reporting requirements do not contain sensitive questions. Data is cumulative; personal identifying information is not included.

APPENDIX A: PR01 HUD GRANTS AND PROGRAM INCOME

U.S. DEPARTMENT OF HOUSING AND URBAN
DEVELOPMENT
OFFICE OF COMMUNITY PLANNING AND DEVELOPMENT
PR01 - HUD Grants and Program Income

DATE: 2/26/2015
TIME: 4:51:58 PM
PAGE: 1/1

IDIS

Program	Fund Type	Grantee Name	Grant Number	Authorized Amount	Suballocated Amount	Amount Committed to Activities	Net Drawn Amount	YTD Net Draw Amount	Available to Commit	Available to Draw	Recapture Amount			
CDBG	EN	JOLIET	B89MC170013	\$1,011,000.00	\$0.00	\$1,011,000.00	\$1,011,000.00	\$0.00	\$0.00	\$0.00	\$0.00			
			B90MC170013	\$1,013,000.00	\$0.00	\$1,013,000.00	\$1,013,000.00	\$0.00	\$0.00	\$0.00	\$0.00			
			B91MC170013	\$1,138,000.00	\$0.00	\$1,138,000.00	\$1,138,000.00	\$0.00	\$0.00	\$0.00	\$0.00			
			B92MC170013	\$1,184,000.00	\$0.00	\$1,184,000.00	\$1,184,000.00	\$0.00	\$0.00	\$0.00	\$0.00	\$0.00		
			B93MC170013	\$1,307,000.00	\$0.00	\$1,307,000.00	\$1,307,000.00	\$0.00	\$0.00	\$0.00	\$0.00	\$0.00		
			B94MC170013	\$1,421,000.00	\$0.00	\$1,421,000.00	\$1,421,000.00	\$0.00	\$0.00	\$0.00	\$0.00	\$0.00		
			B95MC170013	\$1,385,000.00	\$0.00	\$1,385,000.00	\$1,385,000.00	\$0.00	\$0.00	\$0.00	\$0.00	\$0.00		
			B96MC170013	\$1,337,000.00	\$0.00	\$1,337,000.00	\$1,337,000.00	\$0.00	\$0.00	\$0.00	\$0.00	\$0.00		
			B97MC170013	\$1,323,000.00	\$0.00	\$1,323,000.00	\$1,323,000.00	\$0.00	\$0.00	\$0.00	\$0.00	\$0.00		
			B98MC170013	\$1,143,000.00	\$0.00	\$1,143,000.00	\$1,143,000.00	\$0.00	\$0.00	\$0.00	\$0.00	\$0.00		
			B99MC170013	\$1,140,000.00	\$0.00	\$1,140,000.00	\$1,140,000.00	\$0.00	\$0.00	\$0.00	\$0.00	\$0.00		
			B00MC170013	\$1,148,000.00	\$0.00	\$1,148,000.00	\$1,148,000.00	\$0.00	\$0.00	\$0.00	\$0.00	\$0.00		
			B01MC170013	\$1,188,000.00	\$0.00	\$1,188,000.00	\$1,188,000.00	\$0.00	\$0.00	\$0.00	\$0.00	\$0.00		
			B02MC170013	\$1,187,000.00	\$0.00	\$1,187,000.00	\$1,187,000.00	\$0.00	\$0.00	\$0.00	\$0.00	\$0.00		
			B03MC170013	\$1,118,000.00	\$0.00	\$1,118,000.00	\$1,118,000.00	\$0.00	\$0.00	\$0.00	\$0.00	\$0.00		
			B04MC170013	\$1,092,000.00	\$0.00	\$1,092,000.00	\$1,092,000.00	\$0.00	\$0.00	\$0.00	\$0.00	\$0.00		
			B05MC170013	\$1,034,279.00	\$0.00	\$1,034,279.00	\$1,034,279.00	\$0.00	\$0.00	\$0.00	\$0.00	\$0.00		
			B06MC170013	\$930,219.00	\$0.00	\$930,219.00	\$930,219.00	\$0.00	\$0.00	\$0.00	\$0.00	\$0.00		
			B07MC170013	\$941,010.00	\$0.00	\$941,010.00	\$941,010.00	\$0.00	\$0.00	\$0.00	\$0.00	\$0.00		
			B08MC170013	\$917,009.00	\$0.00	\$917,009.00	\$917,009.00	\$0.00	\$0.00	\$0.00	\$0.00	\$0.00		
			B09MC170013	\$928,723.00	\$0.00	\$928,723.00	\$928,723.00	\$0.00	\$0.00	\$0.00	\$0.00	\$0.00		
			B10MC170013	\$1,005,988.00	\$0.00	\$1,005,988.00	\$1,005,988.00	\$0.00	\$0.00	\$0.00	\$0.00	\$0.00		
			B11MC170013	\$839,706.00	\$0.00	\$0.00	\$0.00	\$0.00	\$839,706.00	\$839,706.00	\$0.00	\$0.00		
			B12MC170013	\$925,098.00	\$0.00	\$0.00	\$0.00	\$0.00	\$925,098.00	\$925,098.00	\$0.00	\$0.00		
			B13MC170013	\$969,913.00	\$0.00	\$0.00	\$0.00	\$0.00	\$969,913.00	\$969,913.00	\$0.00	\$0.00		
			B14MC170013	\$907,998.00	\$0.00	\$0.00	\$0.00	\$0.00	\$907,998.00	\$907,998.00	\$0.00	\$0.00		
			JOLIET Subtotal:				\$28,481,909.00	\$0.00	\$24,839,226.00	\$24,839,226.00	\$0.00	\$3,642,683.00	\$3,642,683.00	\$0.00
			EN Subtotal:				\$28,481,909.00	\$0.00	\$24,839,226.00	\$24,839,226.00	\$0.00	\$3,642,683.00	\$3,642,683.00	\$0.00
			PI	JOLIET	B99MC170013	\$58,825.87	\$0.00	\$58,825.87	\$58,825.87	\$0.00	\$0.00	\$0.00	\$0.00	
					B09MC170013	\$39,914.72	\$0.00	\$39,914.72	\$39,914.72	\$0.00	\$0.00	\$0.00	\$0.00	
					B10MC170013	\$6,489.50	\$0.00	\$6,489.50	\$6,489.50	\$0.00	\$0.00	\$0.00	\$0.00	
					B11MC170013	\$6,897.95	\$0.00	\$6,897.95	\$6,897.95	\$0.00	\$0.00	\$0.00	\$0.00	
					B12MC170013	\$27,052.75	\$0.00	\$27,052.75	\$27,052.75	\$0.00	\$0.00	\$0.00	\$0.00	
B13MC170013	\$30,393.06	\$0.00			\$29,979.18	\$29,979.18	\$11,008.18	\$413.88	\$413.88	\$0.00				
JOLIET Subtotal:					\$169,573.85	\$0.00	\$169,159.97	\$169,159.97	\$11,008.18	\$413.88	\$413.88	\$0.00		
PI Subtotal:				\$169,573.85	\$0.00	\$169,159.97	\$169,159.97	\$11,008.18	\$413.88	\$413.88	\$0.00			
GRANTEE				\$28,651,482.85	\$0.00	\$25,008,385.97	\$25,008,385.97	\$11,008.18	\$3,643,096.88	\$3,643,096.88	\$0.00			

U.S. DEPARTMENT OF HOUSING AND URBAN
DEVELOPMENT
OFFICE OF COMMUNITY PLANNING AND DEVELOPMENT
PRD1 - HUD Grants and Program Income

DATE: 2/26/2015
TIME: 4:55:48 PM
PAGE: 1/1

IDIS

Program	Fund Type	Grantee Name	Grant Number	Authorized Amount	Suballocated Amount	Amount Committed to Activities	Net Drawn Amount	YTD Net Draw Amount	Available to Commit	Available to Draw	Recapture Amount	
HOME	EN	JOLIET	M94MC170216	\$815,500.00	\$82,325.00	\$523,175.00	\$523,175.00	\$0.00	\$0.00	\$0.00	\$0.00	
			M95MC170216	\$421,000.00	\$311,000.00	\$110,000.00	\$110,000.00	\$0.00	\$0.00	\$0.00	\$0.00	
			M96MC170216	\$411,000.00	\$411,000.00	\$0.00	\$0.00	\$0.00	\$0.00	\$0.00	\$0.00	\$0.00
			M97MC170216	\$403,000.00	\$80,450.00	\$342,550.00	\$342,550.00	\$0.00	\$0.00	\$0.00	\$0.00	\$0.00
			M98MC170216	\$430,000.00	\$84,500.00	\$365,500.00	\$365,500.00	\$0.00	\$0.00	\$0.00	\$0.00	\$0.00
			M99MC170216	\$484,000.00	\$118,000.00	\$348,000.00	\$348,000.00	\$0.00	\$0.00	\$0.00	\$0.00	\$0.00
			M00MC170216	\$488,000.00	\$118,250.00	\$349,750.00	\$349,750.00	\$0.00	\$0.00	\$0.00	\$0.00	\$0.00
			M01MC170216	\$517,000.00	\$129,250.00	\$387,750.00	\$387,750.00	\$0.00	\$0.00	\$0.00	\$0.00	\$0.00
			M02MC170216	\$518,000.00	\$129,000.00	\$387,000.00	\$387,000.00	\$0.00	\$0.00	\$0.00	\$0.00	\$0.00
			M03MC170216	\$515,198.00	\$423,909.28	\$91,288.74	\$91,288.74	\$0.00	\$0.00	\$0.00	\$0.00	\$0.00
			M04MC170216	\$514,427.00	\$252,808.75	\$261,620.25	\$261,620.25	\$0.00	\$0.00	\$0.00	\$0.00	\$0.00
			M05MC170216	\$494,198.00	\$129,419.80	\$364,778.20	\$364,778.20	\$0.00	\$0.00	\$0.00	\$0.00	\$0.00
			M06MC170216	\$484,172.00	\$188,417.20	\$297,754.80	\$297,754.80	\$0.00	\$0.00	\$0.00	\$0.00	\$0.00
			M07MC170216	\$483,120.00	\$128,312.00	\$336,808.00	\$336,808.00	\$0.00	\$0.00	\$0.00	\$0.00	\$0.00
			M08MC170216	\$445,197.00	\$177,961.77	\$267,235.23	\$267,235.23	\$0.00	\$0.00	\$0.00	\$0.00	\$0.00
			M09MC170216	\$496,452.00	\$124,113.00	\$372,339.00	\$372,339.00	\$0.00	\$0.00	\$0.00	\$0.00	\$0.00
			M10MC170216	\$496,821.00	\$388,882.48	\$128,138.52	\$128,138.52	\$0.00	\$0.00	\$0.00	\$0.00	\$0.00
			M11MC170216	\$443,814.00	\$110,953.50	\$0.00	\$0.00	\$0.00	\$332,860.50	\$332,860.50	\$0.00	\$0.00
			M12MC170216	\$375,870.00	\$93,967.50	\$0.00	\$0.00	\$0.00	\$281,902.50	\$281,902.50	\$0.00	\$0.00
			M13MC170216	\$377,300.00	\$94,325.00	\$0.00	\$0.00	\$0.00	\$282,975.00	\$282,975.00	\$0.00	\$0.00
M14MC170216	\$383,802.00	\$95,900.50	\$0.00	\$0.00	\$0.00	\$287,701.50	\$287,701.50	\$0.00	\$0.00			
		JOLIET Subtotal:		\$9,713,871.00	\$3,594,343.76	\$4,933,887.74	\$4,933,887.74	\$0.00	\$1,185,439.50	\$1,185,439.50	\$0.00	
		EN Subtotal:		\$9,713,871.00	\$3,594,343.76	\$4,933,887.74	\$4,933,887.74	\$0.00	\$1,185,439.50	\$1,185,439.50	\$0.00	
	PI	JOLIET	M08MC170216	\$36,000.00	\$0.00	\$36,000.00	\$36,000.00	\$0.00	\$0.00	\$0.00	\$0.00	
		JOLIET Subtotal:		\$36,000.00	\$0.00	\$36,000.00	\$36,000.00	\$0.00	\$0.00	\$0.00	\$0.00	
		PI Subtotal:		\$36,000.00	\$0.00	\$36,000.00	\$36,000.00	\$0.00	\$0.00	\$0.00	\$0.00	
GRANTEE				\$9,749,871.00	\$3,594,343.76	\$4,969,887.74	\$4,969,887.74	\$0.00	\$1,185,439.50	\$1,185,439.50	\$0.00	

APPENDIX B: PR02 LIST OF ACTIVITIES BY PROGRAM YEAR AND REPORT

U.S. Department of Housing and Urban Development
 Office of Community Planning and Development
 Integrated Disbursement and Information System
 List of Activities By Program Year And Project
 JOLIET, IL

REPORT FOR CPD PROGRAM CDBG
 PGM YR ALL

Plan Year	IDIS Project	Project	IDIS Activity ID	Activity Name	Activity Status	Program	Funded Amount	Draw Amount	Balance
1994	1	CONVERTED HOME ACTIVITIES	5	ADMIN ACTIVITY	Canceled	CDBG	\$0.00	\$0.00	\$0.00
		Project Total					\$0.00	\$0.00	\$0.00
	2	CONVERTED CDBG ACTIVITIES	2	CDBG COMMITTED FUNDS ADJUSTMENT	Open	CDBG	\$9,651,069.12	\$9,651,069.12	\$0.00
			8	Unknown	Completed	CDBG	\$0.00	\$0.00	\$0.00
			9	Unknown	Canceled	CDBG	\$0.00	\$0.00	\$0.00
			10	Unknown	Completed	CDBG	\$0.00	\$0.00	\$0.00
			11	Unknown	Canceled	CDBG	\$0.00	\$0.00	\$0.00
			12	CODE ENFORCEMENT	Completed	CDBG	\$0.00	\$0.00	\$0.00
			13	Unknown	Completed	CDBG	\$0.00	\$0.00	\$0.00
			14	Unknown	Completed	CDBG	\$0.00	\$0.00	\$0.00
			15	Unknown	Completed	CDBG	\$0.00	\$0.00	\$0.00
			16	Unknown	Completed	CDBG	\$0.00	\$0.00	\$0.00
			17	Unknown	Completed	CDBG	\$0.00	\$0.00	\$0.00
			18	Unknown	Completed	CDBG	\$0.00	\$0.00	\$0.00
			19	Unknown	Completed	CDBG	\$0.00	\$0.00	\$0.00
			20	Unknown	Completed	CDBG	\$0.00	\$0.00	\$0.00
			21	Unknown	Completed	CDBG	\$0.00	\$0.00	\$0.00
			22	Unknown	Completed	CDBG	\$0.00	\$0.00	\$0.00
			23	Unknown	Canceled	CDBG	\$0.00	\$0.00	\$0.00
			24	Unknown	Canceled	CDBG	\$0.00	\$0.00	\$0.00
			25	Unknown	Canceled	CDBG	\$0.00	\$0.00	\$0.00
			26	Unknown	Canceled	CDBG	\$0.00	\$0.00	\$0.00
			27	Unknown	Completed	CDBG	\$0.00	\$0.00	\$0.00
			28	Unknown	Completed	CDBG	\$0.00	\$0.00	\$0.00
			29	Unknown	Canceled	CDBG	\$0.00	\$0.00	\$0.00
		Project Total					\$9,651,069.12	\$9,651,069.12	\$0.00
		Program Total				CDBG	\$9,651,069.12	\$9,651,069.12	\$0.00
		1994 Total					\$9,651,069.12	\$9,651,069.12	\$0.00
1997	1	Housing Preservation Loan Program	34	HOUSING PRESERVATION LOAN PROGRAM	Completed	CDBG	\$154,668.72	\$154,668.72	\$0.00
		Project Total					\$154,668.72	\$154,668.72	\$0.00
	2	Emergency Repair Program	35	EMERGENCY REPAIR PROGRAM	Completed	CDBG	\$122,685.50	\$122,685.50	\$0.00
		Project Total					\$122,685.50	\$122,685.50	\$0.00
	3	Local Homestead Program	36	LOCAL HOMESTEAD PROGRAM	Completed	CDBG	\$273,008.86	\$273,008.86	\$0.00
		Project Total					\$273,008.86	\$273,008.86	\$0.00
	4	Acquisition	37	ACQUISITION PROGRAM	Completed	CDBG	\$115,621.18	\$115,621.18	\$0.00

U.S. Department of Housing and Urban Development
 Office of Community Planning and Development
 Integrated Disbursement and Information System
 List of Activities By Program Year And Project
 JOLIET,IL

Plan Year	IDIS Project	Project	IDIS Activity ID	Activity Name	Activity Status	Program	Funded Amount	Draw Amount	Balance
1997	4	Project Total					\$116,821.18	\$116,821.18	\$0.00
	5	Local Youth Build Program	38	LOCAL YOUTH BUILD PROGRAM	Completed	CDBG	\$253,000.00	\$253,000.00	\$0.00
		Project Total					\$253,000.00	\$253,000.00	\$0.00
	7	Infrastructure Improvements	39	INFRASTRUCTURE IMPROVEMENTS	Completed	CDBG	\$375,000.00	\$375,000.00	\$0.00
		Project Total					\$375,000.00	\$375,000.00	\$0.00
	8	CODE ENFORCEMENT	32	CODE ENFORCEMENT	Completed	CDBG	\$250,409.98	\$250,409.98	\$0.00
		Project Total					\$250,409.98	\$250,409.98	\$0.00
	9	Code Enforcement	40	DEMOLITION AND CLEARANCE	Completed	CDBG	\$193,326.82	\$193,326.82	\$0.00
		Project Total					\$193,326.82	\$193,326.82	\$0.00
	10	Code Enforcement	41	WEEDCUTTING & BOARD-UP PROGRAM	Completed	CDBG	\$170,951.90	\$170,951.90	\$0.00
		Project Total					\$170,951.90	\$170,951.90	\$0.00
	11	Public Service - Graffiti Removal	42	PUBLIC SERVICE, GRAFFITI REMOVAL	Completed	CDBG	\$14,490.00	\$14,490.00	\$0.00
		Project Total					\$14,490.00	\$14,490.00	\$0.00
	12	Public Service	43	PUBLIC SERVICE NEIGHBORHOOD NEWSLETTER	Completed	CDBG	\$37,000.00	\$37,000.00	\$0.00
		Project Total					\$37,000.00	\$37,000.00	\$0.00
	16	CHDO SETASIDE, CORNERSTONE SERVICES INC	50	CORNERSTONE SERVICES CHDO GROUP HOME	Canceled	CDBG	\$0.00	\$0.00	\$0.00
		Project Total					\$0.00	\$0.00	\$0.00
		Program Total				CDBG	\$1,990,182.98	\$1,990,182.98	\$0.00
		1997 Total					\$1,990,182.98	\$1,990,182.98	\$0.00
1998	1	Housing Preservation Loan Program	46	HOUSING PRESERATION LOAN PROGRAM	Completed	CDBG	\$50,000.00	\$50,000.00	\$0.00
		Project Total					\$50,000.00	\$50,000.00	\$0.00
	2	Emergency Repair Program	48	EMERGENCY REPAIR PROGRAM	Completed	CDBG	\$2,035.95	\$2,035.95	\$0.00
		Project Total					\$2,035.95	\$2,035.95	\$0.00
	4	Acquisition for Homestead Program	45	ACQUISITION FOR HOMESTEAD	Canceled	CDBG	\$0.00	\$0.00	\$0.00
		Project Total					\$0.00	\$0.00	\$0.00
	6	Infrastructure Improvements	47	1998 CAPITAL IMPROVEMENTS PROJECT	Completed	CDBG	\$307,323.92	\$307,323.92	\$0.00
		Project Total					\$307,323.92	\$307,323.92	\$0.00
	16	General Administration	49	GENERAL PROGRAM ADMINISTRATION	Completed	CDBG	\$253,444.00	\$253,444.00	\$0.00
		Project Total					\$253,444.00	\$253,444.00	\$0.00
		Program Total				CDBG	\$812,803.87	\$812,803.87	\$0.00
		1998 Total					\$812,803.87	\$812,803.87	\$0.00
1999	1	Housing Preservation Loan Program	64	HOUSING PRESERATION LOAN PROGRAM	Completed	CDBG	\$73,634.00	\$73,634.00	\$0.00
		Project Total					\$73,634.00	\$73,634.00	\$0.00
	2	Emergency Repair Program	55	EMERGENCY REPAIR PROGRAM	Completed	CDBG	\$75,000.00	\$75,000.00	\$0.00
		Project Total					\$75,000.00	\$75,000.00	\$0.00
	3	Local Homestead Program	65	LOCAL HOMESTEAD PROGRAM	Completed	CDBG	\$100,000.00	\$100,000.00	\$0.00
		Project Total					\$100,000.00	\$100,000.00	\$0.00

U.S. Department of Housing and Urban Development
 Office of Community Planning and Development
 Integrated Disbursement and Information System
 List of Activities By Program Year And Project
 JOLIET,IL

Plan Year	IDIS Project	Project	IDIS Activity ID	Activity Name	Activity Status	Program	Funded Amount	Draw Amount	Balance
1999	4	Acquisition for Rehabilitation	66	ACQUISITION	Completed	CDBG	\$31,482.00	\$31,482.00	\$0.00
		Project Total					\$31,482.00	\$31,482.00	\$0.00
	6	Infrastructure Improvements	57	NEIGHBORHOOD IMPROVEMENT PROGRAM	Completed	CDBG	\$300,000.00	\$300,000.00	\$0.00
		Project Total					\$300,000.00	\$300,000.00	\$0.00
	7	Code Enforcement - Inspections	56	CODE ENFORCEMENT	Completed	CDBG	\$150,921.00	\$150,921.00	\$0.00
		Project Total					\$150,921.00	\$150,921.00	\$0.00
	8	Code Enforcement - Demolition	58	CODE ENFORCEMENT - DEMOLITION	Completed	CDBG	\$90,000.00	\$90,000.00	\$0.00
		Project Total					\$90,000.00	\$90,000.00	\$0.00
	9	Code Enforcement - Weedcutting & Board-up	59	CODE ENFORCEMENT WEEDCUTTING/BOARD-UP	Completed	CDBG	\$89,882.00	\$89,882.00	\$0.00
		Project Total					\$89,882.00	\$89,882.00	\$0.00
	10	Public Service - Graffiti Removal	60	GRAFFITI REMOVAL	Completed	CDBG	\$20,000.00	\$20,000.00	\$0.00
		Project Total					\$20,000.00	\$20,000.00	\$0.00
	11	Public Service	61	NEIGHBORHOOD NEWSLETTER	Completed	CDBG	\$18,301.00	\$18,301.00	\$0.00
		Project Total					\$18,301.00	\$18,301.00	\$0.00
	15	Administrative Setaside	67	HOME ADMIN	Canceled	CDBG	\$0.00	\$0.00	\$0.00
	Project Total					\$0.00	\$0.00	\$0.00	
16	General Administration	63	GENERAL ADMINISTRATION	Completed	CDBG	\$200,000.00	\$200,000.00	\$0.00	
	Project Total					\$200,000.00	\$200,000.00	\$0.00	
	Program Total				CDBG	\$1,148,000.00	\$1,148,000.00	\$0.00	
	1999 Total					\$1,148,000.00	\$1,148,000.00	\$0.00	
2000	1	Housing Preservation Loan Program	86	HOUSING PRESERVATION LOAN PROGRAM	Completed	CDBG	\$30,000.00	\$30,000.00	\$0.00
		Project Total					\$30,000.00	\$30,000.00	\$0.00
	2	Emergency Repair Program	87	EMERGENCY REPAIR PROGRAM	Completed	CDBG	\$75,000.00	\$75,000.00	\$0.00
		Project Total					\$75,000.00	\$75,000.00	\$0.00
	3	Local Homestead Program	88	LOCAL HOMESTEAD	Completed	CDBG	\$200,000.00	\$200,000.00	\$0.00
		Project Total					\$200,000.00	\$200,000.00	\$0.00
	4	Acquisition for Rehabilitation	89	ACQUISITION FOR REHABILITATION	Completed	CDBG	\$15,000.00	\$15,000.00	\$0.00
		Project Total					\$15,000.00	\$15,000.00	\$0.00
	6	Infrastructure Improvements	90	WASHINGTON ST ROADWAY RECONSTRUCTION	Completed	CDBG	\$316,650.00	\$316,650.00	\$0.00
		Project Total					\$316,650.00	\$316,650.00	\$0.00
7	Code Enforcement - Inspections	91	CODE ENFORCEMENT-INSPECTIONS	Completed	CDBG	\$149,611.00	\$149,611.00	\$0.00	
	Project Total					\$149,611.00	\$149,611.00	\$0.00	
8	Code Enforcement - Demolition	92	CODE ENFORCEMENT-DEMOLITION	Completed	CDBG	\$100,000.00	\$100,000.00	\$0.00	
	Project Total					\$100,000.00	\$100,000.00	\$0.00	
9	Code Enforcement - Weedcutting & Board-up	93	CODE ENFORCEMENT-WEEDCUTTING/BOARDUP	Completed	CDBG	\$109,202.00	\$109,202.00	\$0.00	
	Project Total					\$109,202.00	\$109,202.00	\$0.00	
10	Public Service - Graffiti Removal	94	PUBLIC SERVICE-GRAFFITI REMOVAL	Completed	CDBG	\$19,462.00	\$19,462.00	\$0.00	

U.S. Department of Housing and Urban Development
 Office of Community Planning and Development
 Integrated Disbursement and Information System
 List of Activities By Program Year And Project
 JOLIET,IL

Plan Year	IDIS Project	Project	IDIS Activity ID	Activity Name	Activity Status	Program	Funded Amount	Draw Amount	Balance
2000	10	Project Total					\$18,482.00	\$18,482.00	\$0.00
	11	Public Service	95	PUBLIC SERVICE NEIGHBORHOOD NEWSLETTER	Completed	CDBG	\$27,123.00	\$27,123.00	\$0.00
		Project Total					\$27,123.00	\$27,123.00	\$0.00
	15	General Administration	96	GENERAL ADMINISTRATION	Completed	CDBG	\$105,952.00	\$105,952.00	\$0.00
		Project Total					\$105,952.00	\$105,952.00	\$0.00
	Program Total				CDBG	\$1,148,000.00	\$1,148,000.00	\$0.00	
	2000 Total					\$1,148,000.00	\$1,148,000.00	\$0.00	
2001	1	Emergency Repair Program	98	EMERGENCY REPAIR PROGRAM	Completed	CDBG	\$108,197.00	\$108,197.00	\$0.00
		Project Total					\$108,197.00	\$108,197.00	\$0.00
	2	Local Homestead Program	99	LOCAL HOMESTEAD PROGRAM	Completed	CDBG	\$257,595.00	\$257,595.00	\$0.00
		Project Total					\$257,595.00	\$257,595.00	\$0.00
	3	Acquisition for Rehabilitation	100	ACQUISITION OF HOUSES FOR HOMESTEAD PROG	Completed	CDBG	\$23,507.00	\$23,507.00	\$0.00
		Project Total					\$23,507.00	\$23,507.00	\$0.00
	4	Infrastructure Improvements	101	COLUMBIA/HENDERSON ROADWAY RECONSTRUCTIO	Completed	CDBG	\$304,288.00	\$304,288.00	\$0.00
		Project Total					\$304,288.00	\$304,288.00	\$0.00
	5	Code Enforcement	102	CODE ENFORCEMENT/INSPECTIONS	Completed	CDBG	\$162,089.00	\$162,089.00	\$0.00
		Project Total					\$162,089.00	\$162,089.00	\$0.00
	6	Code Enforcement - Demolition	103	CODE ENFORCEMENT-DEMOLITION	Completed	CDBG	\$104,668.00	\$104,668.00	\$0.00
		Project Total					\$104,668.00	\$104,668.00	\$0.00
	7	Code Enforcement - Weedcutting and Board-up	104	CODE ENFORCEMENT-WEEDCUTTING & BOARDUPS	Completed	CDBG	\$108,789.00	\$108,789.00	\$0.00
		Project Total					\$108,789.00	\$108,789.00	\$0.00
8	Code Enforcement - Graffiti	105	PUBLIC SERVICE-GRAFFITI	Completed	CDBG	\$13,715.00	\$13,715.00	\$0.00	
	Project Total					\$13,715.00	\$13,715.00	\$0.00	
9	Public Service	106	NEIGHBORHOOD NEWSLETTER	Completed	CDBG	\$23,802.00	\$23,802.00	\$0.00	
	Project Total					\$23,802.00	\$23,802.00	\$0.00	
12	General Administration	107	GENERAL ADMINISTRATION	Completed	CDBG	\$81,350.00	\$81,350.00	\$0.00	
	Project Total					\$81,350.00	\$81,350.00	\$0.00	
	Program Total				CDBG	\$1,188,000.00	\$1,188,000.00	\$0.00	
	2001 Total					\$1,188,000.00	\$1,188,000.00	\$0.00	
2002	2	Emergency Repair Program	133	EMERGENCY REPAIR PROGRAM	Completed	CDBG	\$75,000.00	\$75,000.00	\$0.00
		Project Total					\$75,000.00	\$75,000.00	\$0.00
	3	Local Homestead Program	134	LOCAL HOMESTAED PROGRAM	Completed	CDBG	\$250,000.00	\$250,000.00	\$0.00
		Project Total					\$250,000.00	\$250,000.00	\$0.00
6	Infrastructure Improvements	125	ELWOOD/VALLEY/WENBURG/YOUNGS ROAD PROJ	Completed	CDBG	\$300,000.00	\$300,000.00	\$0.00	
	Project Total					\$300,000.00	\$300,000.00	\$0.00	

U.S. Department of Housing and Urban Development
 Office of Community Planning and Development
 Integrated Disbursement and Information System
 List of Activities By Program Year And Project
 JOLIET,IL

Plan Year	IDIS Project	Project	IDIS Activity ID	Activity Name	Activity Status	Program	Funded Amount	Draw Amount	Balance
2002	7	Code Enforcement - Inspections	126	CODE ENFORCEMENT INSPECTIONS	Completed	CDBG	\$175,000.00	\$175,000.00	\$0.00
		Project Total					\$175,000.00	\$175,000.00	\$0.00
	8	Code Enforcement - Demolition	127	CODE ENFORCEMENT/CLEARANCE	Completed	CDBG	\$90,000.00	\$90,000.00	\$0.00
		Project Total					\$90,000.00	\$90,000.00	\$0.00
	9	Code Enforcement - Weed cutting and board-up	128	CODE ENFORCEMENT/WEEDCUTTING, BOARD-UP	Completed	CDBG	\$90,000.00	\$90,000.00	\$0.00
		Project Total					\$90,000.00	\$90,000.00	\$0.00
	10	Public Service - Graffiti Removal	129	GRAFFITI REMOVAL PROGRAM	Completed	CDBG	\$20,000.00	\$20,000.00	\$0.00
		Project Total					\$20,000.00	\$20,000.00	\$0.00
	11	Public Service	130	PUBLIC SERVICE/NEIGHBORHOOD NEWSLETTER	Completed	CDBG	\$35,000.00	\$35,000.00	\$0.00
		Project Total					\$35,000.00	\$35,000.00	\$0.00
	21	General Administration	132	GENERAL ADMINISTRATION	Completed	CDBG	\$132,000.00	\$132,000.00	\$0.00
	Project Total					\$132,000.00	\$132,000.00	\$0.00	
	Program Total				CDBG	\$1,187,000.00	\$1,187,000.00	\$0.00	
	2002 Total					\$1,187,000.00	\$1,187,000.00	\$0.00	
2003	1	Emergency Repair Program	148	EMERGENCY REPAIR PROGRAM	Completed	CDBG	\$38,040.45	\$38,040.45	\$0.00
		Project Total					\$38,040.46	\$38,040.46	\$0.00
	2	Local Homestead Program	149	LOCAL HOMESTEAD PROGRAM	Completed	CDBG	\$200,138.00	\$200,138.00	\$0.00
		Project Total					\$200,138.00	\$200,138.00	\$0.00
	4	Infrastructure Improvements	150	ACQUISITION FOR REHAB	Completed	CDBG	\$20,089.00	\$20,089.00	\$0.00
			151	INFRASTRUCTURE IMPROVEMENTS	Completed	CDBG	\$300,000.00	\$300,000.00	\$0.00
		Project Total					\$320,089.00	\$320,089.00	\$0.00
	5	Code Enforcement - Inspections	152	CODE ENFORCEMENT-INSPECTIONS	Completed	CDBG	\$200,182.00	\$200,182.00	\$0.00
		Project Total					\$200,182.00	\$200,182.00	\$0.00
	6	Code Enforcement - Demolition	153	CLEARANCE AND DEMOLITION	Completed	CDBG	\$75,000.00	\$75,000.00	\$0.00
				Project Total				\$75,000.00	\$75,000.00
	7	Code Enforcement - Weedcutting & Board-up	154	CODE ENFORCEMENT/WEEDCUTTING&BOARD-UP	Completed	CDBG	\$80,303.00	\$80,303.00	\$0.00
		Project Total					\$80,303.00	\$80,303.00	\$0.00
	8	Public Service - Graffiti Removal	155	PUBLIC SERVICE/GRAFFITI REMOVAL	Completed	CDBG	\$11,969.00	\$11,969.00	\$0.00
			Project Total				\$11,969.00	\$11,969.00	\$0.00
9	Public Service	156	PUBLIC SERVICE/NEIGHBORHOOD NEWSLETTER	Completed	CDBG	\$25,841.00	\$25,841.00	\$0.00	
			Project Total				\$25,841.00	\$25,841.00	\$0.00
14	CDBG General Administration	157	GENERAL PROGRAM ADMINISTRATION	Completed	CDBG	\$127,478.00	\$127,478.00	\$0.00	
			Project Total				\$127,478.00	\$127,478.00	\$0.00
	Program Total				CDBG	\$1,079,040.46	\$1,079,040.46	\$0.00	
	2003 Total					\$1,079,040.46	\$1,079,040.46	\$0.00	
2004	1	EMERGENCY REPAIR PROGRAM	162	EMERGENCY REPAIR PROGRAM	Completed	CDBG	\$9,487.95	\$9,487.95	\$0.00
		Project Total					\$9,487.96	\$9,487.96	\$0.00

U.S. Department of Housing and Urban Development
 Office of Community Planning and Development
 Integrated Disbursement and Information System
 List of Activities By Program Year And Project
 JOLIET,IL

Plan Year	IDIS Project	Project	IDIS Activity ID	Activity Name	Activity Status	Program	Funded Amount	Draw Amount	Balance
2004	2	LOCAL HOMESTEAD PROGRAM	161	LOCAL HOMESTEAD PROGRAM	Completed	CDBG	\$177,983.00	\$177,983.00	\$0.00
		Project Total					\$177,983.00	\$177,983.00	\$0.00
	3	ACQUISITION PROGRAM	163	ACQUISITION PROGRAM	Completed	CDBG	\$20,000.00	\$20,000.00	\$0.00
		Project Total					\$20,000.00	\$20,000.00	\$0.00
	4	INFRASTRUCTURE IMPROVEMENTS	164	HERKIMER/IRVING/BRUCE/DOUGLAS/PROJECT	Completed	CDBG	\$298,666.98	\$298,666.98	\$0.00
		Project Total					\$298,666.98	\$298,666.98	\$0.00
	5	CODE ENFORCEMENT-INSPECTIONS	165	CODE ENFORCEMENT INSPECTIONS/STAFFING	Completed	CDBG	\$212,993.00	\$212,993.00	\$0.00
		Project Total					\$212,993.00	\$212,993.00	\$0.00
	6	CODE ENFORCEMENT-DEMOLITION OF VACANT DILAPIDATED STRUCTURES	166	DEMOLITION AND CLEARANCE	Completed	CDBG	\$70,000.00	\$70,000.00	\$0.00
		Project Total					\$70,000.00	\$70,000.00	\$0.00
	7	CODE ENFORCEMENT-WEEDCUTTING AND BOARD-UPS	170	CODE ENFORCEMENT/WEEDCUTTING /BOARD-UP	Completed	CDBG	\$82,360.03	\$82,360.03	\$0.00
		Project Total					\$82,360.03	\$82,360.03	\$0.00
	8	PUBLIC SERVICE-GRAFFITI REMOVAL	167	GRAFFITI REMOVAL	Completed	CDBG	\$10,000.00	\$10,000.00	\$0.00
		Project Total					\$10,000.00	\$10,000.00	\$0.00
9	PUBLIC SERVICE- NEIGHBORHOOD NEWSLETTER	168	PUBLIC SERVICE/NEIGHBORHOOD NEWSLETTER	Completed	CDBG	\$20,000.00	\$20,000.00	\$0.00	
	Project Total					\$20,000.00	\$20,000.00	\$0.00	
14	CDBG GENERAL ADMINISTRATION	169	CDBG GENERAL ADMINISTRATION	Completed	CDBG	\$114,837.00	\$114,837.00	\$0.00	
	Project Total					\$114,837.00	\$114,837.00	\$0.00	
	Program Total				CDBG	\$1,018,327.98	\$1,018,327.98	\$0.00	
	2004 Total					\$1,018,327.98	\$1,018,327.98	\$0.00	
2005	1	LOCAL HOMESTEAD PROGRAM	177	LOCAL HOMESTEAD PROGRAM	Completed	CDBG	\$299,315.00	\$299,315.00	\$0.00
		Project Total					\$299,315.00	\$299,315.00	\$0.00
	2	CODE ENFORCEMENT INSPECTIONS	178	CODE ENFORCEMENT OPERATIONAL COSTS	Completed	CDBG	\$283,271.00	\$283,271.00	\$0.00
		Project Total					\$283,271.00	\$283,271.00	\$0.00
	3	CODE ENFORCEMENT/CLEARANCE AND DEMOLITION	179	DEMOLITION & CLEARANCE	Completed	CDBG	\$95,913.00	\$95,913.00	\$0.00
		Project Total					\$95,913.00	\$95,913.00	\$0.00
	4	CODE ENFORCEMENT - WEEDCUTTING AND BOARD-UP	180	WEEDCUTTING/BOARDUP	Completed	CDBG	\$27,453.77	\$27,453.77	\$0.00
		Project Total					\$27,453.77	\$27,453.77	\$0.00
	5	PUBLIC SERVICE - GRAFFITI REMOVAL	181	GRAFFITI REMOVAL	Completed	CDBG	\$10,600.00	\$10,600.00	\$0.00
		Project Total					\$10,600.00	\$10,600.00	\$0.00
	6	PUBLIC SERVICE - NEIGHBORHOOD NEWSLETTER	182	NEIGHBORHOOD NEWSLETTER	Completed	CDBG	\$25,368.00	\$25,368.00	\$0.00
		Project Total					\$25,368.00	\$25,368.00	\$0.00
	7	CDBG GENERAL ADMINISTRATION	183	CDBG GENERAL ADMINISTRATION	Completed	CDBG	\$189,216.00	\$189,216.00	\$0.00
		Project Total					\$189,216.00	\$189,216.00	\$0.00

U.S. Department of Housing and Urban Development
 Office of Community Planning and Development
 Integrated Disbursement and Information System
 List of Activities By Program Year And Project
 JOLIET,IL

Plan Year	IDIS Project	Project	IDIS Activity ID	Activity Name	Activity Status	Program	Funded Amount	Draw Amount	Balance
2005	Program Total					CDBG	\$831,138.77	\$831,138.77	\$0.00
	2005 Total						\$831,138.77	\$831,138.77	\$0.00
2006	2	LOCAL HOMESTEAD PROGRAM	189	LOCAL HOMESTEAD PROGRAM	Cancelled	CDBG	\$0.00	\$0.00	\$0.00
		Project Total	190	LOCAL HOMESTEAD PROGRAM	Completed	CDBG	\$420,000.00	\$420,000.00	\$0.00
	3	CODE ENFORCEMENT DEMOLITION	191	CLEARANCE AND DEMOLITION	Completed	CDBG	\$175,000.00	\$175,000.00	\$0.00
		Project Total					\$175,000.00	\$175,000.00	\$0.00
	4	CODE ENFORCEMENT INSPECTIONS	192	CODE ENFORCEMENT OPERATIONAL COSTS	Completed	CDBG	\$284,000.00	\$284,000.00	\$0.00
		Project Total					\$284,000.00	\$284,000.00	\$0.00
	5	CODE ENFORCEMENT	193	WEEDCUTTING/BOARDUP	Completed	CDBG	\$91,991.17	\$91,991.17	\$0.00
		Project Total					\$91,991.17	\$91,991.17	\$0.00
	6	PUBLIC SERVICE/GRAFFITI REMOVAL	194	GRAFFITI REMOVAL	Completed	CDBG	\$12,000.00	\$12,000.00	\$0.00
		Project Total					\$12,000.00	\$12,000.00	\$0.00
	7	PUBLIC SERVICE/NEIGHB ORHOOD NEWSLETTER	195	NEIGHBORHOOD NEWSLETTER	Completed	CDBG	\$29,000.00	\$29,000.00	\$0.00
		Project Total					\$29,000.00	\$29,000.00	\$0.00
	8	CDBG GENERAL ADMINISTRATION	196	CDBG GENERAL ADMINISTRATION	Completed	CDBG	\$182,282.74	\$182,282.74	\$0.00
		Project Total					\$182,282.74	\$182,282.74	\$0.00
	Program Total					CDBG	\$1,194,273.81	\$1,194,273.81	\$0.00
	2006 Total						\$1,194,273.81	\$1,194,273.81	\$0.00
2007	1	LOCAL HOMESTEAD PROGRAM	201	LOCAL HOMESTEAD PROGRAM	Completed	CDBG	\$251,359.00	\$251,359.00	\$0.00
		Project Total					\$251,359.00	\$251,359.00	\$0.00
	2	CODE ENFORCEMENT	202	CODE ENFORCEMENT OPERATIONAL COSTS	Completed	CDBG	\$303,225.00	\$303,225.00	\$0.00
		Project Total					\$303,225.00	\$303,225.00	\$0.00
	4	CLEARANCE DEMOLITION	203	CLEARANCE AND DEMOLITION	Completed	CDBG	\$27,224.46	\$27,224.46	\$0.00
		Project Total					\$27,224.46	\$27,224.46	\$0.00
	8	WEED CUTTING AND BOARD-UP	204	WEED CUTTING AND BOARD-UP	Completed	CDBG	\$62,297.62	\$62,297.62	\$0.00
		Project Total					\$62,297.62	\$62,297.62	\$0.00
	10	GRAFFITI REMOVAL	205	GRAFFITI REMOVAL	Completed	CDBG	\$30,110.30	\$30,110.30	\$0.00
		Project Total					\$30,110.30	\$30,110.30	\$0.00
	11	NEIGHBORHOOD NEWSLETTER	206	NEIGHBORHOOD NEWSLETTER	Completed	CDBG	\$30,484.91	\$30,484.91	\$0.00
		Project Total					\$30,484.91	\$30,484.91	\$0.00
	12	GENERAL ADMINISTRATION	207	GENERAL ADMINISTRATION	Completed	CDBG	\$188,202.00	\$188,202.00	\$0.00
		Project Total					\$188,202.00	\$188,202.00	\$0.00
	Program Total					CDBG	\$882,803.29	\$882,803.29	\$0.00
	2007 Total						\$882,803.29	\$882,803.29	\$0.00
2008	1	LOCAL HOMESTEAD	213	LOCAL HOMESTEAD PROGRAM	Completed	CDBG	\$165,200.00	\$165,200.00	\$0.00
		Project Total					\$165,200.00	\$165,200.00	\$0.00

U.S. Department of Housing and Urban Development
 Office of Community Planning and Development
 Integrated Disbursement and Information System
 List of Activities By Program Year And Project
 JOLIET,IL

Plan Year	IDIS Project	Project	IDIS Activity ID	Activity Name	Activity Status	Program	Funded Amount	Draw Amount	Balance
2008	2	CODE ENFORCEMENT	214	CODE ENFORCEMENT OPERATIONAL COSTS	Completed	CDBG	\$369,012.64	\$369,012.64	\$0.00
		Project Total					\$369,012.64	\$369,012.64	\$0.00
	3	CLEARANCE - DEMOLITION OF VACANT AND DETERIORATED STRUCTURES	215	DEMOLITION AND CLEARANCE	Completed	CDBG	\$53,110.96	\$53,110.96	\$0.00
		Project Total					\$53,110.96	\$53,110.96	\$0.00
	4	GRAFFITI REMOVAL	216	GRAFFITI REMOVAL	Completed	CDBG	\$63,771.90	\$63,771.90	\$0.00
		Project Total					\$63,771.90	\$63,771.90	\$0.00
	5	NEIGHBORHOOD NEWSLETTER	217	NEIGHBORHOOD NEWSLETTER	Completed	CDBG	\$23,882.86	\$23,882.86	\$0.00
		Project Total					\$23,882.86	\$23,882.86	\$0.00
	6	SINGLE FAMILY HOME MODIFICATION	218	SINGLE FAMILY HOME MODIFICATION	Canceled	CDBG	\$0.00	\$0.00	\$0.00
		Project Total					\$0.00	\$0.00	\$0.00
	7	GENERAL ADMINISTRATION	219	GENERAL ADMINISTRATION	Completed	CDBG	\$168,130.13	\$168,130.13	\$0.00
		Project Total					\$168,130.13	\$168,130.13	\$0.00
12	NIP CAPITAL IMPROVEMENT PROJECT	224	NIP CAPITAL IMPROVEMENT PROJECT	Canceled	CDBG	\$0.00	\$0.00	\$0.00	
	Project Total					\$0.00	\$0.00	\$0.00	
	Program Total				CDBG	\$843,108.48	\$843,108.48	\$0.00	
	2008 Total					\$843,108.48	\$843,108.48	\$0.00	
2009	1	LOCAL HOMESTEAD PROGRAM	225	LOCAL HOMESTEAD PROGRAM	Completed	CDBG	\$49,584.83	\$49,584.83	\$0.00
		Project Total					\$49,584.83	\$49,584.83	\$0.00
	2	CODE ENFORCEMENT - INSPECTION OF HOUSING UNITS & ENVIRONMENT	226	CODE ENFORCEMENT	Completed	CDBG	\$395,537.45	\$395,537.45	\$0.00
		Project Total					\$395,537.45	\$395,537.45	\$0.00
	3	CLEARANCE - DEMOLITION OF VACANT & DETERIORATED STRUCTURES	227	CLEARANCE - DEMOLITION	Completed	CDBG	\$29,194.18	\$29,194.18	\$0.00
		Project Total					\$29,194.18	\$29,194.18	\$0.00
	4	GRAFFITI REMOVAL	228	GRAFFITI REMOVAL	Completed	CDBG	\$24,561.86	\$24,561.86	\$0.00
	Project Total					\$24,561.86	\$24,561.86	\$0.00	
5	NEIGHBORHOOD NEWSLETTER	229	NEIGHBORHOOD NEWSLETTER	Completed	CDBG	\$14,780.94	\$14,780.94	\$0.00	
	Project Total					\$14,780.94	\$14,780.94	\$0.00	
6	GENERAL ADMINISTRATION	230	GENERAL ADMINISTRATION	Completed	CDBG	\$126,149.50	\$126,149.50	\$0.00	
	Project Total					\$126,149.50	\$126,149.50	\$0.00	
	Program Total				CDBG	\$639,808.76	\$639,808.76	\$0.00	
	2009 Total					\$639,808.76	\$639,808.76	\$0.00	
2010	1	Local Homestead	235	Local Homestead Program	Completed	CDBG	\$25,494.03	\$25,494.03	\$0.00
		Project Total					\$25,494.03	\$25,494.03	\$0.00
	2	Code Enforcement	236	Code Enforcement	Completed	CDBG	\$348,465.00	\$348,465.00	\$0.00
		Project Total					\$348,465.00	\$348,465.00	\$0.00
			244	Code Enforcement	Canceled	CDBG	\$0.00	\$0.00	\$0.00

U.S. Department of Housing and Urban Development
 Office of Community Planning and Development
 Integrated Disbursement and Information System
 List of Activities By Program Year And Project
 JOLIET,IL

Plan Year	IDIS Project	Project	IDIS Activity ID	Activity Name	Activity Status	Program	Funded Amount	Draw Amount	Balance
2010	2	Project Total					\$348,486.00	\$348,486.00	\$0.00
	3	Demolition/Clearance	237	Demolition	Completed	CDBG	\$58,255.84	\$58,255.84	\$0.00
			273	Demolition - 126 Willow Avenue	Canceled	CDBG	\$0.00	\$0.00	\$0.00
		Project Total					\$58,255.84	\$58,255.84	\$0.00
	4	Graffiti Removal	238	Graffiti Removal	Completed	CDBG	\$28,161.54	\$28,161.54	\$0.00
		Project Total					\$28,161.54	\$28,161.54	\$0.00
	5	Neighborhood Newsletter	239	Neighborhood Newsletter	Completed	CDBG	\$18,463.72	\$18,463.72	\$0.00
		Project Total					\$18,463.72	\$18,463.72	\$0.00
	6	General Administration	240	General Administration	Completed	CDBG	\$142,210.10	\$142,210.10	\$0.00
		Project Total					\$142,210.10	\$142,210.10	\$0.00
	9	Infrastructure Improvements	245	Clement Street (Douglas - Ruby Streets)	Canceled	CDBG	\$0.00	\$0.00	\$0.00
			250	Clement Street (Douglas - Ruby Streets)	Completed	CDBG	\$96,873.91	\$96,873.91	\$0.00
		Project Total					\$96,873.91	\$96,873.91	\$0.00
		Program Total				CDBG	\$717,824.14	\$717,824.14	\$0.00
	2010 Total					\$717,824.14	\$717,824.14	\$0.00	
2011	1	Local Homestead Program	252	Local Homestead Program	Completed	CDBG	\$12,618.44	\$12,618.44	\$0.00
		Project Total					\$12,618.44	\$12,618.44	\$0.00
	2	Code Enforcement - Inspection of Housing Units & Environment	253	Code Enforcement	Completed	CDBG	\$339,589.43	\$339,589.43	\$0.00
		Project Total					\$339,589.43	\$339,589.43	\$0.00
	3	Demolition of Vacant & Deteriorated Structures	254	Clearance and Demolition	Completed	CDBG	\$18,088.97	\$18,088.97	\$0.00
			268	Demolition - 1116 Elgin Avenue	Completed	CDBG	\$15,339.00	\$15,339.00	\$0.00
			269	Demolition - 443 Meeker	Completed	CDBG	\$8,197.00	\$8,197.00	\$0.00
			270	Demolition - 209 Sheridan Street	Completed	CDBG	\$9,123.00	\$9,123.00	\$0.00
			271	Demolition - 7519 Rosewind Drive	Completed	CDBG	\$14,700.00	\$14,700.00	\$0.00
			272	Demolition - 404 Third Avenue	Completed	CDBG	\$9,841.00	\$9,841.00	\$0.00
			274	Demolition - 126 Willow Avenue	Completed	CDBG	\$8,780.00	\$8,780.00	\$0.00
		Project Total					\$84,088.97	\$84,088.97	\$0.00
	4	Public Service - Graffiti Removal	255	Graffiti Removal	Completed	CDBG	\$25,702.47	\$25,702.47	\$0.00
		Project Total					\$25,702.47	\$25,702.47	\$0.00
5	Public Service - Homeless Services	256	Daybreak Shelter	Canceled	CDBG	\$0.00	\$0.00	\$0.00	
	Project Total					\$0.00	\$0.00	\$0.00	
6	Public Service - Neighborhood Newsletter	257	Neighborhood Newsletter	Completed	CDBG	\$29,392.00	\$29,392.00	\$0.00	
	Project Total					\$29,392.00	\$29,392.00	\$0.00	
7	General Administration	258	General Administration	Completed	CDBG	\$129,789.04	\$129,789.04	\$0.00	
	Project Total					\$129,789.04	\$129,789.04	\$0.00	
8	Infrastructure Improvements	259	Summit Street Project	Completed	CDBG	\$123,353.87	\$123,353.87	\$0.00	
	Project Total					\$123,353.87	\$123,353.87	\$0.00	

U.S. Department of Housing and Urban Development
 Office of Community Planning and Development
 Integrated Disbursement and Information System
 List of Activities By Program Year And Project
 JOLIET,IL

Plan Year	IDIS Project	Project	IDIS Activity ID	Activity Name	Activity Status	Program	Funded Amount	Draw Amount	Balance
2011		Program Total				CDBG	\$744,614.22	\$744,614.22	\$0.00
		2011 Total					\$744,614.22	\$744,614.22	\$0.00
2012	1	Local Homestead Program	279	Local Homestead	Completed	CDBG	\$4,110.05	\$4,110.05	\$0.00
		Project Total					\$4,110.06	\$4,110.06	\$0.00
	2	Demolition of Vacant & Deteriorated Structures	280	Clearance and Demolition	Completed	CDBG	\$7,324.73	\$7,324.73	\$0.00
			288	Clearance and Demolition - 555 Dover Street	Completed	CDBG	\$8,900.00	\$8,900.00	\$0.00
			289	Clearance and Demolition - 454 Douglas garage	Completed	CDBG	\$3,975.00	\$3,975.00	\$0.00
		Project Total					\$20,199.78	\$20,199.78	\$0.00
	3	Public Service - Graffiti Removal	281	Graffiti Removal	Completed	CDBG	\$3,966.18	\$3,966.18	\$0.00
		Project Total					\$3,966.18	\$3,966.18	\$0.00
	5	General Administration	282	General Administration	Completed	CDBG	\$15,056.91	\$15,056.91	\$0.00
		Project Total					\$15,056.91	\$15,056.91	\$0.00
		Program Total				CDBG	\$43,332.87	\$43,332.87	\$0.00
		2012 Total					\$43,332.87	\$43,332.87	\$0.00
2013	2	Demolition of Vacant & Deteriorated Structures	290	Demo - 410 Grover	Completed	CDBG	\$18,971.00	\$18,971.00	\$0.00
		Project Total					\$18,971.00	\$18,971.00	\$0.00
		Program Total				CDBG	\$18,971.00	\$18,971.00	\$0.00
		2013 Total					\$18,971.00	\$18,971.00	\$0.00
2014	2	Code Enforcement-Demolition of Vacant & Deteriorated	291	Demolition - 153 Bridge Street	Open	CDBG	\$120.00	\$120.00	\$0.00
		Project Total					\$120.00	\$120.00	\$0.00
	6	CDBG General Administration	292	General Program Administration	Open	CDBG	\$10,888.18	\$10,888.18	\$0.00
		Project Total					\$10,888.18	\$10,888.18	\$0.00
		Program Total				CDBG	\$11,008.18	\$11,008.18	\$0.00
		2014 Total					\$11,008.18	\$11,008.18	\$0.00
		Program Grand Total				CDBG	\$26,008,386.97	\$26,008,386.97	\$0.00
		Grand Total					\$26,008,386.97	\$26,008,386.97	\$0.00

U.S. Department of Housing and Urban Development
 Office of Community Planning and Development
 Integrated Disbursement and Information System
 List of Activities By Program Year And Project
 JOLIET,IL

REPORT FOR CPD PROGRAM HOME
 PGM YR ALL

Plan Year	IDIS Project	Project	IDIS Activity ID	Activity Name	Activity Status	Program	Funded Amount	Draw Amount	Balance
1994	1	CONVERTED HOME ACTIVITIES	1	HOME COMMITTED FUNDS ADJUSTMENT	Open	HOME	\$0.00	\$0.00	\$0.00
			6	RICHARDS GROVE SUBDIVISION	Completed	HOME	\$673,496.34	\$673,496.34	\$0.00
			7	VICTORY CENTER SENIOR RENTAL	Completed	HOME	\$785,000.00	\$785,000.00	\$0.00
			30	TRINITY SERVICES REHABILITATION	Canceled	HOME	\$0.00	\$0.00	\$0.00
			31	CORNERSTONE,INC NEW CONSTRUCTION	Canceled	HOME	\$0.00	\$0.00	\$0.00
		Project Total				\$1,468,496.34	\$1,468,496.34	\$0.00	
		Program Total			HOME	\$1,468,496.34	\$1,468,496.34	\$0.00	
		1994 Total				\$1,468,496.34	\$1,468,496.34	\$0.00	
1997	6	NEW CONSTRUCTION	44	CORNERSTONE GROUP HOME	Completed	HOME	\$50,000.00	\$50,000.00	\$0.00
				Project Total			\$50,000.00	\$50,000.00	\$0.00
			13	TRINITY SERVICES	Completed	HOME	\$50,000.00	\$50,000.00	\$0.00
				Project Total			\$50,000.00	\$50,000.00	\$0.00
1997	16	CHDO SETASIDE, CORNERSTONE SERVICES INC	51	CORNERSTONE SERVICES CHDO GROUP HOME	Completed	HOME	\$60,460.00	\$60,460.00	\$0.00
				Project Total			\$60,460.00	\$60,460.00	\$0.00
				Program Total		HOME	\$180,460.00	\$180,460.00	\$0.00
		1997 Total				\$180,460.00	\$180,460.00	\$0.00	
1998	12	CHDO Setaside	52	CORNERSTONE SERVICES INC. 1998	Canceled	HOME	\$0.00	\$0.00	\$0.00
			84	CORNERSTONE SERVICES ACQUISITION	Completed	HOME	\$64,600.00	\$64,600.00	\$0.00
			Project Total				\$64,600.00	\$64,600.00	\$0.00
	13	District 4 Single Family Housing	68	DISTRICT 4 & 5 SCATTERED SITE	Completed	HOME	\$24,819.25	\$24,819.25	\$0.00
			69	DISTRICT 4 & 5 SCATTERED SITES 1220	Completed	HOME	\$22,991.00	\$22,991.00	\$0.00
			70	DISTRICT 4 & 5 SCATTERED SITES	Completed	HOME	\$29,095.00	\$29,095.00	\$0.00
			71	DISTRICT 4 & 5 SCATTERED SITE	Completed	HOME	\$22,266.00	\$22,266.00	\$0.00
			72	DISTRICT 4 & 5 SCATTERED SITES 1211 A	Completed	HOME	\$24,493.00	\$24,493.00	\$0.00
			73	DISTRICT 4 & 5 SCATTERED SITES 1401 A	Completed	HOME	\$28,006.00	\$28,006.00	\$0.00
			74	DISTRICT 4 & 5 SCATTERED SITE 1411 A	Completed	HOME	\$25,748.00	\$25,748.00	\$0.00
			75	DISTRICT 4 & 5 SCATTERED SITES	Completed	HOME	\$24,562.99	\$24,562.99	\$0.00
			76	DISTRICT 4 & 5 SCATTERED SITES	Completed	HOME	\$29,111.10	\$29,111.10	\$0.00
			77	DISTRICT 4 & 5 SCATTERED SITES	Completed	HOME	\$26,218.60	\$26,218.60	\$0.00
			78	DISTRICT 4&5 SCATTERED SITES	Completed	HOME	\$26,725.60	\$26,725.60	\$0.00
79			DISTRICT 4 & 5 SCATTERED SITES	Completed	HOME	\$25,767.24	\$25,767.24	\$0.00	
80	DISTRICT 4 & 5 SCATTERED SITES	Completed	HOME	\$26,119.10	\$26,119.10	\$0.00			
81	DISTRICT 4 & 5 SCATTERED SITES	Completed	HOME	\$26,511.10	\$26,511.10	\$0.00			
82	DISTRICT 4 & 5 SCATTERED SITES	Completed	HOME	\$26,101.10	\$26,101.10	\$0.00			

U.S. Department of Housing and Urban Development
 Office of Community Planning and Development
 Integrated Disbursement and Information System
 List of Activities By Program Year And Project
 JOLIET,IL

Plan Year	IDIS Project	Project	IDIS Activity ID	Activity Name	Activity Status	Program	Funded Amount	Draw Amount	Balance	
1998	13	District 4 Single Family Housing	83	DISTRICT 4&5 SCATTERED SITES 360S	Completed	HOME	\$25,796.32	\$25,796.32	\$0.00	
			112	DISTRICT 4 & 5 NEW CONSTRUCTION	Completed	HOME	\$12,341.00	\$12,341.00	\$0.00	
			113	DISTRICT 4&5 NEW CONSTRUCTION	Completed	HOME	\$11,258.00	\$11,258.00	\$0.00	
			114	DIST 4 & 5 NEW CONSTRUCTION	Completed	HOME	\$12,000.00	\$12,000.00	\$0.00	
			115	NEW CONSTRUCTION 413 RICHARDS ST	Completed	HOME	\$12,101.00	\$12,101.00	\$0.00	
			124	315 SHERMAN NEW CONSTRUCTION	Completed	HOME	\$14,500.00	\$14,500.00	\$0.00	
			Project Total				\$478,631.40	\$478,631.40	\$0.00	
		14	Louis Joliet Senior Housing	85	LOUIS JOLIET HOTEL REDEVELOPMENT	Completed	HOME	\$1,000,000.00	\$1,000,000.00	\$0.00
			Project Total				\$1,000,000.00	\$1,000,000.00	\$0.00	
			Program Total			HOME	\$1,641,031.40	\$1,641,031.40	\$0.00	
			1998 Total				\$1,641,031.40	\$1,641,031.40	\$0.00	
	1999	12	CHDO Setaside	53	SPANISH CENTER NEW CONSTRUCTION	Canceled	HOME	\$0.00	\$0.00	\$0.00
				54	HABITAT FOR HUMANIT NEW CONSTRUCTION	Completed	HOME	\$20,000.00	\$20,000.00	\$0.00
				119	CCYF NEW CONSTRUCTION	Completed	HOME	\$20,000.00	\$20,000.00	\$0.00
120				CCYF NEW CONSTRUCTION	Completed	HOME	\$20,000.00	\$20,000.00	\$0.00	
121				CORNERSTONE REHAB 1701 MASON	Completed	HOME	\$15,000.00	\$15,000.00	\$0.00	
122				CORNERSTONE REHAB #2 220 MADISON	Completed	HOME	\$5,000.00	\$5,000.00	\$0.00	
123				CORNERSTONE REHAB #3 3515 THEODORE	Completed	HOME	\$10,000.00	\$10,000.00	\$0.00	
					Project Total				\$80,000.00	\$80,000.00
		15	Administrative Setaside	62	HOME ADMIN SETASIDE	Completed	HOME	\$51,700.00	\$51,700.00	\$0.00
			Project Total	138	HOME ADMIN	Completed	HOME	\$46,300.00	\$46,300.00	\$0.00
			Program Total			HOME	\$188,000.00	\$188,000.00	\$0.00	
			1999 Total				\$188,000.00	\$188,000.00	\$0.00	
2000		12	CHDO Setaside	97	HABITAT FOR HUMANITY NEW CONSTRUCTION	Completed	HOME	\$20,000.00	\$20,000.00	\$0.00
				109	CCYF NEW CONSTRUCTION	Completed	HOME	\$20,000.00	\$20,000.00	\$0.00
	110			CCYF NEW CONSTRUCTION	Completed	HOME	\$20,000.00	\$20,000.00	\$0.00	
			Project Total				\$80,000.00	\$80,000.00	\$0.00	
		15	Administrative Setaside	137	HOME ADMIN	Completed	HOME	\$46,500.00	\$46,500.00	\$0.00
			Project Total			HOME	\$48,600.00	\$48,600.00	\$0.00	
		Program Total				\$108,600.00	\$108,600.00	\$0.00		
		2000 Total				\$108,600.00	\$108,600.00	\$0.00		
2001	10	CHDO Set Aside	108	CORNERSTONE REHAB PROJECT	Completed	HOME	\$30,000.00	\$30,000.00	\$0.00	
			111	HABITAT FOR HUMANITY REHAB	Completed	HOME	\$20,000.00	\$20,000.00	\$0.00	
			116	FOREST PARK NEW CONSTRUCTION	Completed	HOME	\$20,000.00	\$20,000.00	\$0.00	
			117	FOREST PARK NEW CONSTRUCTION	Completed	HOME	\$20,000.00	\$20,000.00	\$0.00	
			118	FOREST PARK NEW CONSTRUCTION	Completed	HOME	\$20,000.00	\$20,000.00	\$0.00	
					Project Total				\$110,000.00	\$110,000.00

U.S. Department of Housing and Urban Development
 Office of Community Planning and Development
 Integrated Disbursement and Information System
 List of Activities By Program Year And Project
 JOLIET,IL

Plan Year	IDIS Project	Project	IDIS Activity ID	Activity Name	Activity Status	Program	Funded Amount	Draw Amount	Balance
2001	Program Total					HOME	\$110,000.00	\$110,000.00	\$0.00
	2001 Total						\$110,000.00	\$110,000.00	\$0.00
2002	17	Louis Joliet Hotel	135	LOUIE JOLIET APARTMENTS	Completed	HOME	\$42,000.00	\$42,000.00	\$0.00
	Project Total						\$42,000.00	\$42,000.00	\$0.00
	18	HOME Administration	136	HOME ADMIN	Completed	HOME	\$51,700.00	\$51,700.00	\$0.00
	Project Total						\$51,700.00	\$51,700.00	\$0.00
	19	District 4 and 5 New Construction	131	2002 LOUIE JOLIET HOTEL	Canceled	HOME	\$0.00	\$0.00	\$0.00
			139	105 RICHARDS ST NEW CONSTRUCTION	Completed	HOME	\$20,000.00	\$20,000.00	\$0.00
			140	109 RICHARDS ST NEW CONSTRUCTION	Completed	HOME	\$32,422.00	\$32,422.00	\$0.00
			141	111 RICHARDS NEW CONSTRUCTION PROJECT	Completed	HOME	\$32,424.00	\$32,424.00	\$0.00
			142	223 RICHARDS NEW CONSTRUCTION PROJECT	Completed	HOME	\$29,860.00	\$29,860.00	\$0.00
			143	14 RICHARDS NEW CONSTRUCTION PROJECT	Completed	HOME	\$23,842.00	\$23,842.00	\$0.00
			144	16 RICHARDS NEW CONSTRUCTION PROJECT	Completed	HOME	\$22,562.00	\$22,562.00	\$0.00
			145	115 RICHARDS NEW CONSTRUCTION PROJECT	Completed	HOME	\$20,000.00	\$20,000.00	\$0.00
			146	117 RICHARDS NEW CONSTRUCTION PROJECT	Completed	HOME	\$20,000.00	\$20,000.00	\$0.00
			147	108 RICHARDS NEW CONSTRUCTION PROJECT	Completed	HOME	\$20,000.00	\$20,000.00	\$0.00
	Project Total						\$221,110.00	\$221,110.00	\$0.00
	Program Total					HOME	\$314,810.00	\$314,810.00	\$0.00
	2002 Total						\$314,810.00	\$314,810.00	\$0.00
2003	10	CHDO Setaside	158	COMMUNITY INTEGRATED LIVING ARRANGEMENT	Completed	HOME	\$150,120.58	\$150,120.58	\$0.00
			173	CORNERSTONE CONDO	Completed	HOME	\$97,500.00	\$97,500.00	\$0.00
			174	CORNERSTONE LAND ACQUISITION	Completed	HOME	\$65,000.00	\$65,000.00	\$0.00
	Project Total						\$312,620.58	\$312,620.58	\$0.00
	11	Senior Housing Project	159	ST. FRANCIS SENIOR HOUSING	Canceled	HOME	\$0.00	\$0.00	\$0.00
	Project Total						\$0.00	\$0.00	\$0.00
	12	CHDO Administration	160	HOME ADMIN 2003	Completed	HOME	\$51,519.80	\$51,519.80	\$0.00
	Project Total						\$51,519.80	\$51,519.80	\$0.00
	Program Total					HOME	\$384,140.38	\$384,140.38	\$0.00
	2003 Total						\$384,140.38	\$384,140.38	\$0.00
2004	10	CHDO SETASIDE	171	HABITAT FOR HUMANITY NEW HOME	Completed	HOME	\$20,000.00	\$20,000.00	\$0.00
			175	CORNERSTONE CONDO	Completed	HOME	\$124,000.00	\$124,000.00	\$0.00
			176	CORNERSTONE GROUP HOME	Completed	HOME	\$90,000.00	\$90,000.00	\$0.00
	Project Total						\$234,000.00	\$234,000.00	\$0.00
	11	THE SENIOR SUITES OF JOLIET	184	SENIOR SUITES OF JOLIET	Completed	HOME	\$1,000,000.00	\$1,000,000.00	\$0.00
	Project Total						\$1,000,000.00	\$1,000,000.00	\$0.00
	12	HOME ADMINISTRATION	172	HOME ADMIN	Completed	HOME	\$51,422.70	\$51,422.70	\$0.00
	Project Total						\$51,422.70	\$51,422.70	\$0.00

U.S. Department of Housing and Urban Development
 Office of Community Planning and Development
 Integrated Disbursement and Information System
 List of Activities By Program Year And Project
 JOLIET,IL

Plan Year	IDIS Project	Project	IDIS Activity ID	Activity Name	Activity Status	Program	Funded Amount	Draw Amount	Balance
2004		Program Total				HOME	\$1,286,422.70	\$1,286,422.70	\$0.00
		2004 Total					\$1,286,422.70	\$1,286,422.70	\$0.00
2005	8	HOME ADMINISTRATION	185	HOME ADMIN	Completed	HOME	\$49,439.80	\$49,439.80	\$0.00
		Project Total					\$49,439.80	\$49,439.80	\$0.00
	9	711 ANN ST GROUP HOME	186	711 ANN ST GROUP HOME	Completed	HOME	\$80,000.00	\$80,000.00	\$0.00
		Project Total					\$80,000.00	\$80,000.00	\$0.00
	10	1850 MAPFOLD CORNERSTONE CONDO	187	1850 MAPFOLD WAY CORNERSTONE CONDO	Completed	HOME	\$139,000.00	\$139,000.00	\$0.00
		Project Total					\$139,000.00	\$139,000.00	\$0.00
	11	HABITAT FOR HUMANITY	212	HABITAT FOR HUMANITY	Completed	HOME	\$20,000.00	\$20,000.00	\$0.00
		Project Total					\$20,000.00	\$20,000.00	\$0.00
		Program Total				HOME	\$288,439.80	\$288,439.80	\$0.00
		2005 Total					\$288,439.80	\$288,439.80	\$0.00
2006	9	HOME ADMINISTRATION	188	HOME ADMINISTRATION	Completed	HOME	\$46,417.20	\$46,417.20	\$0.00
		Project Total					\$46,417.20	\$46,417.20	\$0.00
	10	CHDO SETASIDE	198	WILL COUNTY HABITAT FOR HUMANITY	Completed	HOME	\$40,000.00	\$40,000.00	\$0.00
			199	CORNERSTONE GROUP HOME	Completed	HOME	\$80,000.00	\$80,000.00	\$0.00
			200	CORNERSTONE GROUP HOME 1815 BIRMINGHAM P	Completed	HOME	\$80,000.00	\$80,000.00	\$0.00
		Project Total					\$200,000.00	\$200,000.00	\$0.00
	12	HOUSING AUTHORITY NEW CONSTRUCTION	197	HOUSING AUTHORITY OF JOLIET NEW CONST.	Completed	HOME	\$620,000.00	\$620,000.00	\$0.00
		Project Total					\$620,000.00	\$620,000.00	\$0.00
		Program Total				HOME	\$888,417.20	\$888,417.20	\$0.00
		2006 Total					\$888,417.20	\$888,417.20	\$0.00
2007	13	CHDO SET ASIDE	208	CORNERSTONE SERVICES	Completed	HOME	\$80,000.00	\$80,000.00	\$0.00
		Project Total					\$80,000.00	\$80,000.00	\$0.00
	14	HOUSING AUTHORITY OF JOLIET	209	HOUSING AUTHORITY OF JOLIET	Canceled	HOME	\$0.00	\$0.00	\$0.00
		Project Total					\$0.00	\$0.00	\$0.00
	15	LOCAL HOMESTEAD PROGRAM/DISTRICT 4 AND 5 NEW CONSTRUCTION	210	DISTRICT 4 AND 5 NEW CONSTRUCTION	Completed	HOME	\$117,340.00	\$117,340.00	\$0.00
		Project Total					\$117,340.00	\$117,340.00	\$0.00
	16	HOME ADMINISTRATION	211	PLANNING AND ADMINISTRATION	Completed	HOME	\$46,312.00	\$46,312.00	\$0.00
		Project Total					\$46,312.00	\$46,312.00	\$0.00
		Program Total				HOME	\$243,662.00	\$243,662.00	\$0.00
		2007 Total					\$243,662.00	\$243,662.00	\$0.00
2008	8	CHDO SET ASIDE	220	Comerstone Services, Inc.	Canceled	HOME	\$0.00	\$0.00	\$0.00
			233	Comerstone Services, Inc.	Completed	HOME	\$75,000.00	\$75,000.00	\$0.00
		Project Total					\$75,000.00	\$75,000.00	\$0.00

U.S. Department of Housing and Urban Development
 Office of Community Planning and Development
 Integrated Disbursement and Information System
 List of Activities By Program Year And Project
 JOLIET,IL

Plan Year	IDIS Project	Project	IDIS Activity ID	Activity Name	Activity Status	Program	Funded Amount	Draw Amount	Balance
2008	9	LOCAL HOMESTEAD PROGRAM	221	LOCAL HOMESTEAD	Completed	HOME	\$99,410.00	\$99,410.00	\$0.00
		Project Total					\$99,410.00	\$99,410.00	\$0.00
	11	HOME ADMINISTRATION	223	HOME ADMINISTRATION	Completed	HOME	\$44,519.70	\$44,519.70	\$0.00
		Project Total					\$44,519.70	\$44,519.70	\$0.00
	14	Housing Authority of Joliet Liberty Meadow Estates Phase Two	222	HOUSING AUTHORITY OF JOLIET	Canceled	HOME	\$0.00	\$0.00	\$0.00
		Project Total					\$0.00	\$0.00	\$0.00
	Program Total				HOME	\$218,829.70	\$218,829.70	\$0.00	
	2008 Total					\$218,829.70	\$218,829.70	\$0.00	
2009	7	CHDO SET-ASIDE	231	Will County Habitat for Humanity - Summit St.	Canceled	HOME	\$0.00	\$0.00	\$0.00
		Project Total	287	Will County Habitat for Humanity	Open	HOME	\$74,467.80	\$74,467.80	\$0.00
	8	HOUSING AUTHORITY OF JOLIET	234	Liberty Meadows Estates Phase Two	Canceled	HOME	\$0.00	\$0.00	\$0.00
		Project Total					\$0.00	\$0.00	\$0.00
	9	HOME ADMINISTRATION	232	HOME ADMIN	Completed	HOME	\$49,645.20	\$49,645.20	\$0.00
		Project Total					\$49,645.20	\$49,645.20	\$0.00
	Program Total				HOME	\$124,113.00	\$124,113.00	\$0.00	
	2009 Total					\$124,113.00	\$124,113.00	\$0.00	
2010	10	CHDO Set-Aside	248	CHDO Project	Canceled	HOME	\$0.00	\$0.00	\$0.00
		Project Total	277	7219 Lexington Court - Cornerstone Services	Completed	HOME	\$80,000.00	\$80,000.00	\$0.00
	11	Downpayment Assistance	260	LH-IHDA Down Payment Assistance - Lara	Completed	HOME	\$10,000.00	\$10,000.00	\$0.00
			261	LH-IHDA Down Payment Assistance - Dankowski	Completed	HOME	\$10,000.00	\$10,000.00	\$0.00
			262	LH-IHDA Down Payment Assistance - Sanchez	Completed	HOME	\$10,000.00	\$10,000.00	\$0.00
			264	LH-IHDA Down Payment Assistance - Shanwarko	Completed	HOME	\$10,000.00	\$10,000.00	\$0.00
			265	LH-IHDA Down Payment Assistance - Dawson	Completed	HOME	\$10,000.00	\$10,000.00	\$0.00
			267	LH-IHDA Down Payment Assistance - Munoz	Completed	HOME	\$10,000.00	\$10,000.00	\$0.00
			275	LH-IHDA Down Payment Assistance - Gonzalez	Completed	HOME	\$10,000.00	\$10,000.00	\$0.00
			276	LH-IHDA Down Payment Assistance - Burgess	Completed	HOME	\$10,000.00	\$10,000.00	\$0.00
		Project Total					\$80,000.00	\$80,000.00	\$0.00
	12	Housing Authority of Joliet	248	Housing Authority of Joliet	Completed	HOME	\$430,000.00	\$430,000.00	\$0.00
		Project Total					\$430,000.00	\$430,000.00	\$0.00
	13	HOME Administration	247	Home Administration	Completed	HOME	\$49,682.10	\$49,682.10	\$0.00
		Project Total					\$49,682.10	\$49,682.10	\$0.00
	14	Rental Housing	249	Rental Housing	Canceled	HOME	\$0.00	\$0.00	\$0.00
	Project Total					\$0.00	\$0.00	\$0.00	
	Program Total				HOME	\$838,682.10	\$838,682.10	\$0.00	
	2010 Total					\$838,682.10	\$838,682.10	\$0.00	

IDIS - PR02

U.S. Department of Housing and Urban Development
 Office of Community Planning and Development
 Integrated Disbursement and Information System
 List of Activities By Program Year And Project
 JOLIET,IL

DATE: 02-26-15
 TIME: 17:05
 PAGE: 6

Plan Year	IDIS Project	Project	IDIS Activity ID	Activity Name	Activity Status	Program	Funded Amount	Draw Amount	Balance
2012	1	Local Homestead Program	284	LH/HDA Down Payment Assistance - Eilers	Completed	HOME	\$10,000.00	\$10,000.00	\$0.00
			285	LH/HDA Down Payment Assistance - Caraker	Completed	HOME	\$10,000.00	\$10,000.00	\$0.00
			Project Total				\$20,000.00	\$20,000.00	\$0.00
	6	CHDO Set-Aside	283	1104 Diana Ct - Cornerstone Services	Open	HOME	\$33,410.00	\$33,410.00	\$0.00
			286	1504 Parkside Dr - Cornerstone Services	Open	HOME	\$15,984.94	\$15,984.94	\$0.00
				Project Total				\$49,394.94	\$49,394.94
		Program Total				HOME	\$88,384.94	\$88,384.94	\$0.00
		2012 Total					\$88,384.94	\$88,384.94	\$0.00
		Program Grand Total				HOME	\$7,979,479.68	\$7,979,479.68	\$0.00
		Grand Total					\$7,979,479.68	\$7,979,479.68	\$0.00

APPENDIX C: PR03 CDBG ACTIVITY SUMMARY REPORT



U.S. Department of Housing and Urban Development
 Office of Community Planning and Development
 Integrated Disbursement and Information System
 CDBG Activity Summary Report (GPR) for Program Year 2014
 JOLIET

Date: 26-Feb-20:
 Time: 21:25
 Page: 1

PGM Year: 2013
Project: 0002 - Demolition of Vacant & Deteriorated Structures
IDIS Activity: 290 - Demo - 410 Grover

Status: Completed 3/27/2014 12:00:00 AM
Location: 410 Grover St Joliet, IL 60433-2212
Objective: Create suitable living environments
Outcome: Sustainability
Matrix Code: Clearance and Demolition (04) **National Objective:** SBS

Initial Funding Date: 03/26/2014

Description:
 The existing structure at 410 Grover Street was demolished in November 2013.

Financing

Grant Year	Grant	Fund Type	Funded Amount	Drawn In Program Year	Drawn Thru Progr
Pre-2015		PI	\$18,971.00	\$0.00	!
Total			\$18,971.00	\$0.00	!

Proposed Accomplishments

Housing Units : 1

Annual Accomplishments

Years	Accomplishment Narrative	# Benefitting
2013	the deteriorated structure at 410 Grover Street was demolished in November 2013.	

PGM Year: 2014
Project: 0002 - Code Enforcement-Demolition of Vacant & Deteriorated
IDIS Activity: 291 - Demolition - 153 Bridge Street

Status: Open
Location: 153 Bridge St Joliet, IL 60435-6380
Objective: Create suitable living environments
Outcome: Sustainability
Matrix Code: Clearance and Demolition (04) **National Objective:** SBS

Initial Funding Date: 02/25/2015

Description:

PGM Year: 2013
 Project: 0002 - Demolition of Vacant & Deteriorated Structures
 IDIS Activity: 290 - Demo - 410 Grover

Status: Completed 3/27/2014 12:00:00 AM
 Location: 410 Grover St Joliet, IL 60433-2212
 Objective: Create suitable living environments
 Outcome: Sustainability
 Matrix Code: Clearance and Demolition (04) National Objective: SBS

Initial Funding Date: 03/26/2014

Description:
 The existing structure at 410 Grover Street was demolished in November 2013.

Financing

Grant Year	Grant	Fund Type	Funded Amount	Drawn In Program Year	Drawn Thru Program Year
Pre-2015		PI	\$18,971.00	\$0.00	\$18,971.00
Total			\$18,971.00	\$0.00	\$18,971.00

Proposed Accomplishments

Housing Units : 1

Annual Accomplishments

Years	Accomplishment Narrative	Benefiting
2013	the deteriorated structure at 410 Grover Street was demolished in November 2013.	

PGM Year: 2014
 Project: 0002 - Code Enforcement-Demolition of Vacant & Deteriorated
 IDIS Activity: 291 - Demolition - 153 Bridge Street

Status: Open
 Location: 153 Bridge St Joliet, IL 60435-6380
 Objective: Create suitable living environments
 Outcome: Sustainability
 Matrix Code: Clearance and Demolition (04) National Objective: SBS

Initial Funding Date: 02/25/2015

Description:
 The property at 153 Bridge Street is a vacant, dilapidated and unsafe single family home that the City of Joliet received a demolition decree on through the Circuit Court System.

Financing

Grant Year	Grant	Fund Type	Funded Amount	Drawn In Program Year	Drawn Thru Program Year
Pre-2015		PI	\$120.00	\$120.00	\$120.00
Total			\$120.00	\$120.00	\$120.00

Proposed Accomplishments

Housing Units : 1

Annual Accomplishments

No data returned for this view. This might be because the applied filter excludes all data.

PGM Year:	2014
Project:	0006 - CDBG General Administration
IDIS Activity:	292 - General Program Administration

Status: Open
 Location: ,
 Objective:
 Outcome:
 Matrix Code: General Program Administration (21A) National Objective:

Initial Funding Date: 02/25/2015

Description:

General administration and oversight of CDBG projects and activities

Financing

Grant Year	Grant	Fund Type	Funded Amount	Drawn In Program Year	Drawn Thru Program Year
Pre-2015		PI	\$10,888.18	\$10,888.18	\$10,888.18
Total			\$10,888.18	\$10,888.18	\$10,888.18

Proposed Accomplishments

Actual Accomplishments

Number assisted:	Owner		Renter		Total		Person	
	Total	Hispanic	Total	Hispanic	Total	Hispanic	Total	Hispanic
White:					0	0		
Black/African American:					0	0		
Asian:					0	0		
American Indian/Alaskan Native:					0	0		
Native Hawaiian/Other Pacific Islander:					0	0		
American Indian/Alaskan Native & White:					0	0		
Asian White:					0	0		
Black/African American & White:					0	0		
American Indian/Alaskan Native & Black/African American:					0	0		
Other multi-racial:					0	0		
Asian/Pacific Islander:					0	0		

Hispanic:
 Total: 0 0 0 0 0 0 0 0

Female-headed Households: 0

Income Category:

	Owner	Renter	Total	Person
Extremely Low			0	
Low Mod			0	
Moderate			0	
Non Low Moderate			0	
Total	0	0	0	0
Percent Low/Mod				

Annual Accomplishments

No data returned for this view. This might be because the applied filter excludes all data.

Total Funded Amount: \$29,979.18
 Total Drawn Thru Program Year: \$29,979.18
 Total Drawn In Program Year: \$11,008.18

PR03 - JOLIET

Page: 1 of 1

APPENDIX D: PRO6 SUMMARY OF CONSOLIDATE PLAN PROJECTS

U.S. DEPARTMENT OF HOUSING AND URBAN
DEVELOPMENT
OFFICE OF COMMUNITY PLANNING AND DEVELOPMENT
PR06 - Summary of Consolidated Plan Projects for Report
Year

DATE: 2/26/2015
TIME: 5:32:20 PM
PAGE: 1/8

IDIS

Plan Year	IDIS Project	Project Title and Description	Program	Project Estimate	Committed Amount	Amount Drawn Thru Report Year	Amount Available to Draw
2014	1	Local Homestead	CDBG	\$33,619.70	\$0.00	\$0.00	\$0.00
		<p>The City of Joliet will use a portion of its 2014 CDBG allocation to fund the continuation of the Local Homestead Program. It is anticipated that 1 low and moderate income family, will benefit from this activity. The properties to be used in this program would be acquired by the City of Joliet through a line of credit from a local lender.</p> <p>Applicant must be at least 18 years old. Provide a \$2,500 down payment, payable at the time of closing. Demonstrate the ability to repay the loan by showing stable employment for the last two (2) years. It must be at least four (4) years or more since a Chapter 13 or 7 bankruptcy has been discharged. All collections, judgments, etc. must be paid prior to approval. Attend home counseling offered by a HUD-approved home counseling agency prior to closing on a home. Meet current income guidelines.</p> <p>The City of Joliet has not yet identified the properties to be used for the Local Homestead Program.</p>					
	2	Code Enforcement-Demolition of Vacant & Deteriorated	CDBG	\$161,877.50	\$120.00	\$120.00	\$0.00
		<p>The City of Joliet will continue its efforts in eliminating dangerous and unsafe structures through the Circuit Court system. These are buildings that have been abandoned and have become a detriment to the neighborhoods. It is anticipated that 10 vacant, dilapidated and unsafe structures will be demolished in 2014. Locations of the anticipated demolitions cannot be listed as they are not yet known. However, the activity will take place on a spot basis citywide.</p>					

U.S. DEPARTMENT OF HOUSING AND URBAN
DEVELOPMENT
OFFICE OF COMMUNITY PLANNING AND DEVELOPMENT
PR06 - Summary of Consolidated Plan Projects for Report
Year

DATE: 2/26/2015
TIME: 5:32:20 PM
PAGE: 2/8

Plan IDIS Year Project	Project Title and Description	Program	Amount Drawn In Report Year
2014 1	Local Homestead	CDBG	\$0.00
	<p>The City of Joliet will use a portion of its 2014 CDBG allocation to fund the continuation of the Local Homestead Program. It is anticipated that 1 low and moderate income family, will benefit from this activity. The properties to be used in this program would be acquired by the City of Joliet through a line of credit from a local lender.</p> <p>Applicant must be at least 18 years old. Provide a \$2,500 down payment, payable at the time of closing. Demonstrate the ability to repay the loan by showing stable employment for the last two (2) years. It must be at least four (4) years or more since a Chapter 13 or 7 bankruptcy has been discharged. All collections, judgments, etc. must be paid prior to approval. Attend home counseling offered by a HUD-approved home counseling agency prior to closing on a home. Meet current income guidelines.</p> <p>The City of Joliet has not yet identified the properties to be used for the Local Homestead Program.</p>		
2	Code Enforcement-Demolition of Vacant & Deteriorated	CDBG	\$120.00
	<p>The City of Joliet will continue its efforts in eliminating dangerous and unsafe structures through the Circuit Court system. These are buildings that have been abandoned and have become a detriment to the neighborhoods. It is anticipated that 10 vacant, dilapidated and unsafe structures will be demolished in 2014. Locations of the anticipated demolitions cannot be listed as they are not yet known. However, the activity will take place on a spot basis citywide.</p>		

U.S. DEPARTMENT OF HOUSING AND URBAN
DEVELOPMENT
OFFICE OF COMMUNITY PLANNING AND DEVELOPMENT
PR06 - Summary of Consolidated Plan Projects for Report
Year

DATE: 2/26/2015
TIME: 5:32:20 PM
PAGE: 3/8

Plan IDIS Year Project	Project Title and Description		Program	Project Estimate	Committed Amount	Amount Drawn Thru Report Year	Amount Available to Draw
2014 3	Public Service-Graffiti Removal	The City of Joliet operates an aggressive Graffiti Removal Program and will continue to fund this activity in 2014. Unsightly graffiti is removed from public and private property. The city will complete approximately 820 graffiti removals in 2014. Specific locations where this activity will take place cannot be identified as they are not yet known. However, the activity will take place in all low and moderate income census tracts.	CDBG	\$22,690.00	\$0.00	\$0.00	\$0.00
4	Public Service- Homeless Services	The City of Joliet will contract with Catholic Charities Daybreak Shelter to provide Homeless Services to homeless individuals in the form of health and housing counseling.	CDBG	\$75,000.00	\$0.00	\$0.00	\$0.00
5	Public Service-Neighborhood Newsletter	The City of Joliet has contracted with the University of Illinois Extension Services to produce a Neighborhood Newsletter that is published four times a year. The newsletter contains information concerning community development initiatives, housing opportunities and various topics for the residents of the low and moderate income areas. The newsletter is published in both English and Spanish and distributed to over 14,181 residents. The newsletter is mailed to residents in the low and moderate income census tracts.	CDBG	\$14,696.00	\$0.00	\$0.00	\$0.00

U.S. DEPARTMENT OF HOUSING AND URBAN
DEVELOPMENT
OFFICE OF COMMUNITY PLANNING AND DEVELOPMENT
PR06 - Summary of Consolidated Plan Projects for Report
Year

DATE: 2/26/2015
TIME: 5:32:20 PM
PAGE: 4/8

Plan IDIS Year Project	Project Title and Description		Program	Amount Drawn In Report Year
2014 3	Public Service-Graffiti Removal	The City of Joliet operates an aggressive Graffiti Removal Program and will continue to fund this activity in 2014. Unsightly graffiti is removed from public and private property. The city will complete approximately 820 graffiti removals in 2014. Specific locations where this activity will take place cannot be identified as they are not yet known. However, the activity will take place in all low and moderate income census tracts.	CDBG	\$0.00
4	Public Service- Homeless Services	The City of Joliet will contract with Catholic Charities Daybreak Shelter to provide Homeless Services to homeless individuals in the form of health and housing counseling.	CDBG	\$0.00
5	Public Service-Neighborhood Newsletter	The City of Joliet has contracted with the University of Illinois Extension Services to produce a Neighborhood Newsletter that is published four times a year. The newsletter contains information concerning community development initiatives, housing opportunities and various topics for the residents of the low and moderate income areas. The newsletter is published in both English and Spanish and distributed to over 14,181 residents. The newsletter is mailed to residents in the low and moderate income census tracts.	CDBG	\$0.00

U.S. DEPARTMENT OF HOUSING AND URBAN
DEVELOPMENT
OFFICE OF COMMUNITY PLANNING AND DEVELOPMENT
PR06 - Summary of Consolidated Plan Projects for Report
Year

DATE: 2/26/2015
TIME: 5:32:20 PM
PAGE: 5/8

IDIS

Plan IDIS Year Project	Project Title and Description	Program	Project Estimate	Committed Amount	Amount Drawn Thru Report Year	Amount Available to Draw
2014 6	CDBG General Administration	CDBG	\$139,763.26	\$10,888.18	\$10,888.18	\$0.00
	<p>Funds have been allocated to operate the 2014 Community Development Block Grant general administration and oversight of all CDBG Activities and Projects.</p> <p>In addition, the City will budget CDBG funds and otherwise support the efforts of local and regional fair housing advocacy organizations in undertaking paired real estate testing, both for rental and sales housing. Enlist the support of these local and regional fair housing advocacy organizations in providing testing results and tracking complaints on the basis of discrimination. Effectuate a fair housing outreach and training strategy that is aimed at the most significant need. Conduct a more in-depth analysis of HMDA data to determine if discrimination is occurring against minority applicant households.</p> <p>These activities are being undertaken in the furtherance of Goal #3 (Strategies I and II) and Goal #12 (Strategy II) of the City of Joliet 2011 Analysis of Impediments to Fair Housing Choice, Fair Housing Action Plan. The total amount for these fair housing activities is anticipated to be \$10,000.00. The City may also undertake any activities outlined in the 2011 Analysis of Impediments to Fair Housing Choice.</p>					
7	Infrastructure Improvements	CDBG	\$202,333.52	\$0.00	\$0.00	\$0.00
	<p>The City of Joliet will allocate 2014 CDBG funds for Infrastructure Improvements. The activity will take place in low and moderate income census tracts. These improvements will include upgrading streets, and installing new storm sewers, curbs and gutters. The City of Joliet implements neighborhood public works projects through the Roadway Improvement Program. It is anticipated that the Roadway Improvement Program budget for 2014 will be approximately \$1.1 million which is funded by the State of Illinois Motor Fuel Tax Fund.</p>					

5/8

U.S. DEPARTMENT OF HOUSING AND URBAN
DEVELOPMENT
OFFICE OF COMMUNITY PLANNING AND DEVELOPMENT
PR06 - Summary of Consolidated Plan Projects for Report
Year

DATE: 2/26/2015
TIME: 5:32:20 PM
PAGE: 6/8

Plan IDIS Year Project	Project Title and Description	Program	Amount Drawn In Report Year
2014 6	CDBG General Administration	CDBG	\$10,888.18
	<p>Funds have been allocated to operate the 2014 Community Development Block Grant general administration and oversight of all CDBG Activities and Projects.</p> <p>In addition, the City will budget CDBG funds and otherwise support the efforts of local and regional fair housing advocacy organizations in undertaking paired real estate testing, both for rental and sales housing. Enlist the support of these local and regional fair housing advocacy organizations in providing testing results and tracking complaints on the basis of discrimination. Effectuate a fair housing outreach and training strategy that is aimed at the most significant need. Conduct a more in-depth analysis of HMDA data to determine if discrimination is occurring against minority applicant households.</p> <p>These activities are being undertaken in the furtherance of Goal #3 (Strategies I and II) and Goal #12 (Strategy II) of the City of Joliet 2011 Analysis of Impediments to Fair Housing Choice, Fair Housing Action Plan. The total amount for these fair housing activities is anticipated to be \$10,000.00. The City may also undertake any activities outlined in the 2011 Analysis of Impediments to Fair Housing Choice.</p>		
7	Infrastructure Improvements	CDBG	\$0.00
	<p>The City of Joliet will allocate 2014 CDBG funds for Infrastructure Improvements. The activity will take place in low and moderate income census tracts. These improvements will include upgrading streets, and installing new storm sewers, curbs and gutters. The City of Joliet implements neighborhood public works projects through the Roadway Improvement Program. It is anticipated that the Roadway Improvement Program budget for 2014 will be approximately \$1.1 million which is funded by the State of Illinois Motor Fuel Tax Fund.</p>		

U.S. DEPARTMENT OF HOUSING AND URBAN
DEVELOPMENT
OFFICE OF COMMUNITY PLANNING AND DEVELOPMENT
PR06 - Summary of Consolidated Plan Projects for Report
Year

DATE: 2/26/2015
TIME: 5:32:20 PM
PAGE: 8/8

Plan IDIS Year Project	Project Title and Description		Program	Amount Drawn In Report Year
2014 8	CHDO Set Aside	HUD requires that Participating Jurisdictions set aside at least 15% of their annual HOME allocation for investment only in housing to be developed, sponsored or owned by designated Community Housing Development Organizations (CHDOs).	HOME	\$0.00
9	Down Payment Assistance	This activity is a continuation of a current activity involving the new construction/rehabilitation/purchase of single family homes. This is a HOME activity and the HOME funds allocated will be used for homebuyer's assistance. A total of \$50,000.00 of Program Year 2014 HOME funds have been allocated for this activity. It is anticipated that 5 homes will be assisted in 2014. Each homebuyer is required to provide \$2,500.00 in down payment and qualify for a mortgage loan.	HOME	\$0.00
10	Rental	This activity is being undertaken in the furtherance of Goal #4 (Strategy II) of the City of Joliet 2011 Analysis of Impediments to Fair Housing Choice, Fair Housing Action Plan. Program Year 2014 HOME funds will be allocated for the construction/rehabilitation/purchase of 2 rental units. This activity is being undertaken in the furtherance of Goal #5 (Strategy I) of the City of Joliet 2011 Analysis of Impediments to Fair Housing Choice, Fair Housing Action Plan.	HOME	\$0.00
11	HOME Administration	Program Year 2014 HOME funds will be set aside for general management and oversight of the HOME activities. As required by HUD HOME regulations a Participating Jurisdiction is allowed to allocate 10% of its annual HOME funding for this purpose.	HOME	\$0.00
12	General Program Administration	General administration and oversight of CDBG projects and activities.	CDBG	\$0.00

APPENDIX E: PR08 GRANTEE SUMMARY ACTIVITY REPORT

U.S. DEPARTMENT OF HOUSING AND URBAN
DEVELOPMENT
OFFICE OF COMMUNITY PLANNING AND DEVELOPMENT
PR08 - Grantee Summary Activity Report

DATE: 2/26/2015
TIME: 5:40:27 PM
PAGE: 1/8

IDIS

Grantee Activity Number	IDIS Activity ID	Pgm Yr - Project	Activity Name	Act Stat	Matrix Code	Initial Funding Date	Funded Amount	Drawn Amount	Date of Last Draw
1	1994-1		HOME COMMITTED FUNDS ADJUSTMENT	Open	12	04/26/12	\$0.00	\$0.00	08/29/2014
2	1994-2		CDBG COMMITTED FUNDS ADJUSTMENT	Open		01/01/01	\$9,651,069.12	\$9,651,069.12	03/26/1997
184	2004-11		SENIOR SUITES OF JOLIET	Completed		02/02/06	\$1,000,000.00	\$1,000,000.00	12/18/2007
208	2007-13		CORNERSTONE SERVICES	Completed		09/21/07	\$80,000.00	\$80,000.00	01/08/2009
225	2009-1		LOCAL HOMESTEAD PROGRAM	Completed	14H	08/07/09	\$49,584.83	\$49,584.83	01/21/2010
242	2009-10		Clement Street (Douglas - Ruby)	Completed	03K		\$0.00	\$0.00	
226	2009-2		CODE ENFORCEMENT	Completed	15	08/07/09	\$395,537.45	\$395,537.45	01/21/2010
227	2009-3		CLEARANCE - DEMOLITION	Completed	04	08/07/09	\$29,194.18	\$29,194.18	01/21/2010
228	2009-4		GRAFFITI REMOVAL	Completed	05	08/07/09	\$24,561.85	\$24,561.85	02/08/2011
229	2009-5		NEIGHBORHOOD NEWSLETTER	Completed	05	08/07/09	\$14,780.94	\$14,780.94	01/21/2010
230	2009-6		GENERAL ADMINISTRATION	Completed	21A	08/07/09	\$126,149.50	\$126,149.50	01/21/2010
287	2009-7		Will County Habitat for Humanity	Open		07/18/12	\$74,467.80	\$74,467.80	09/11/2014
232	2009-9		HOME ADMIN	Completed		09/30/09	\$49,645.20	\$49,645.20	02/10/2010
235	2010-1		Local Homestead Program	Completed	14H	03/04/10	\$25,494.03	\$25,494.03	01/22/2011
277	2010-10		7219 Lexington Court - Cornerstone Services	Completed		04/26/12	\$80,000.00	\$80,000.00	04/18/2014
260	2010-11		LH-IHDA Down Payment Assistance - Lara	Completed		06/29/11	\$10,000.00	\$10,000.00	06/30/2011
261	2010-11		LH-IHDA Down Payment Assistance - Dankowski	Completed		06/29/11	\$10,000.00	\$10,000.00	06/30/2011
262	2010-11		LH-IHDA Down Payment Assistance - Sanchez	Completed		07/06/11	\$10,000.00	\$10,000.00	07/07/2011
264	2010-11		LH-IHDA Down Payment Assistance - Sharwanko	Completed		08/01/11	\$10,000.00	\$10,000.00	08/02/2011
265	2010-11		LH-IHDA Down Payment Assistance - Dawson	Completed		08/10/11	\$10,000.00	\$10,000.00	08/12/2011
267	2010-11		LH-IHDA Down Payment Assistance - Munoz	Completed		09/02/11	\$10,000.00	\$10,000.00	09/08/2011
275	2010-11		LH-IHDA Down Payment Assistance - Gonzalez	Completed		01/26/12	\$10,000.00	\$10,000.00	01/27/2012
276	2010-11		LH-IHDA Down Payment Assistance - Burgess	Completed		01/26/12	\$10,000.00	\$10,000.00	05/25/2012
248	2010-12		Housing Authority of Joliet	Completed		03/30/11	\$430,000.00	\$430,000.00	03/14/2013
247	2010-13		Home Administration	Completed		10/18/10	\$49,682.10	\$49,682.10	10/19/2010
236	2010-2		Code Enforcement	Completed	15	03/04/10	\$348,465.00	\$348,465.00	01/22/2011
237	2010-3		Demolition	Completed	04	03/04/10	\$58,255.84	\$58,255.84	01/22/2011
238	2010-4		Graffiti Removal	Completed	05	03/04/10	\$28,161.54	\$28,161.54	01/25/2011
239	2010-5		Neighborhood Newsletter	Completed	05	03/04/10	\$18,463.72	\$18,463.72	10/28/2010
240	2010-6		General Administration	Completed	21A	03/04/10	\$142,210.10	\$142,210.10	01/22/2011
250	2010-9		Clement Street (Douglas - Ruby Streets)	Completed	03K	10/27/10	\$96,873.91	\$96,873.91	05/06/2011
268	2011-3		Demolition - 1116 Elgin Avenue	Completed	04	01/24/12	\$15,339.00	\$15,339.00	03/24/2012
269	2011-3		Demolition - 443 Meeker	Completed	04	01/24/12	\$8,197.00	\$8,197.00	12/21/2011
270	2011-3		Demolition - 209 Sheridan Street	Completed	04	01/24/12	\$9,123.00	\$9,123.00	12/21/2011
271	2011-3		Demolition - 7519 Rosewind Drive	Completed	04	01/24/12	\$14,700.00	\$14,700.00	03/24/2012
272	2011-3		Demolition - 404 Third Avenue	Completed	04	01/24/12	\$9,841.00	\$9,841.00	03/24/2012

1/8

U.S. DEPARTMENT OF HOUSING AND URBAN
DEVELOPMENT
OFFICE OF COMMUNITY PLANNING AND DEVELOPMENT
PR08 - Grantee Summary Activity Report

DATE: 2/26/2015
TIME: 5:40:27 PM
PAGE: 2/8

IDIS

Grantee Activity Number	IDIS Activity ID	Pgm Yr - Project	Activity Name	Act Stat	Matrix Code	Initial Funding Date	Funded Amount	Drawn Amount	Date of Last Draw
274	2011-3		Demolition - 126 Willow Avenue	Completed	04	01/24/12	\$8,780.00	\$8,780.00	12/21/2011
279	2012-1		Local Homestead	Completed	14H	01/30/12	\$4,110.05	\$4,110.05	02/08/2013
284	2012-1		LHIHDA Down Payment Assistance - Eilers	Completed		04/26/12	\$10,000.00	\$10,000.00	08/17/2012
285	2012-1		LHIHDA Down Payment Assistance - Caraker	Completed		07/18/12	\$10,000.00	\$10,000.00	09/26/2012
289	2012-2		Clearance and Demolition - 454 Douglas garage	Completed	04	12/20/12	\$3,975.00	\$3,975.00	02/07/2013
283	2012-6		1104 Diana Ct - Cornerstone Services	Open		02/09/12	\$33,410.00	\$33,410.00	12/23/2014
286	2012-6		1504 Parkside Dr - Cornerstone Services	Open		05/22/12	\$15,984.94	\$15,984.94	12/23/2014
290	2013-2		Demo - 410 Grover	Completed	04	03/26/14	\$18,971.00	\$18,971.00	03/26/2014
291	2014-2		Demolition - 153 Bridge Street	Open	04	02/25/15	\$120.00	\$120.00	02/25/2015
292	2014-6		General Program Administration	Open	21A	02/25/15	\$10,888.18	\$10,888.18	02/25/2015
3	1994-3		ESG COMMITTED FUNDS ADJUSTMENT	Open			\$0.00	\$0.00	
4	1994-4		HOPWA COMMITTED FUNDS ADJUSTMENT	Open			\$0.00	\$0.00	
34	1997-1		HOUSING PRESERVATION LOAN PROGRAM	Completed	14A	01/01/97	\$154,668.72	\$154,668.72	08/13/1998
33	1997-13		TRINITY SERVICES	Completed		04/18/97	\$50,000.00	\$50,000.00	03/11/1999
51	1997-16		CORNERSTONE SERVICES CHDO GROUP HOME	Completed		04/18/99	\$60,450.00	\$60,450.00	05/01/1999
36	1997-3		LOCAL HOMESTEAD PROGRAM	Completed	14A	01/01/97	\$273,008.86	\$273,008.86	11/03/1998
46	1998-1		HOUSING PRESERVATION LOAN PROGRAM	Completed	14A	01/01/98	\$50,000.00	\$50,000.00	11/03/1998
84	1998-12		CORNERSTONE SERVICES ACQUISITION	Completed		01/31/00	\$64,500.00	\$64,500.00	02/16/2000
68	1998-13		DISTRICT 4 & 5 SCATTERED SITE	Completed		01/01/98	\$24,819.25	\$24,819.25	02/09/2001
69	1998-13		DISTRICT 4 & 5 SCATTERED SITES 1220	Completed		01/01/98	\$22,991.00	\$22,991.00	02/09/2001
70	1998-13		DISTRICT 4 & 5 SCATTERED SITES	Completed		01/01/98	\$29,095.00	\$29,095.00	02/09/2001
71	1998-13		DISTRICT 4 & 5 SCATTERED SITE	Completed		01/01/98	\$22,266.00	\$22,266.00	02/09/2001
72	1998-13		DISTRCT 4 & 5 SCATTERED SITES 1211 A	Completed		01/01/98	\$24,493.00	\$24,493.00	02/09/2001
73	1998-13		DISTRICT 4 & 5 SCATTERED SITES 1401 A	Completed		01/01/98	\$28,006.00	\$28,006.00	02/09/2001
74	1998-13		DISTRICT 4 & 5 SCATTERED SITE 1411 A	Completed		01/01/98	\$25,748.00	\$25,748.00	02/09/2001
75	1998-13		DISTRICT 4 & 5 SCATTERED SITES	Completed		01/01/98	\$24,562.99	\$24,562.99	02/09/2001
76	1998-13		DISTRICT 4 & 5 SCATTERED SITES	Completed		01/01/98	\$29,111.10	\$29,111.10	02/09/2001
77	1998-13		DISTRICT 4 & 5 SCATTERED SITES	Completed		01/01/98	\$26,218.60	\$26,218.60	02/09/2001
78	1998-13		DISTRICT 4&5 SCATTERED SITES	Completed		01/01/98	\$26,725.60	\$26,725.60	02/09/2001
79	1998-13		DISTRICT 4 & 5 SCATTERED SITES	Completed		01/01/98	\$25,767.24	\$25,767.24	02/09/2001
80	1998-13		DISTRICT 4 & 5 SCATTERED SITES	Completed		01/01/98	\$26,119.10	\$26,119.10	02/09/2001
81	1998-13		DISTRICT 4 & 5 SCATTERED SITES	Completed		01/01/98	\$26,511.10	\$26,511.10	02/09/2001
82	1998-13		DISTRICT 4 & 5 SCATTERED SITES	Completed		01/01/98	\$26,101.10	\$26,101.10	02/09/2001
83	1998-13		DISTRICT 4&5 SCATTERED SITES 360S	Completed		01/01/98	\$25,796.32	\$25,796.32	02/09/2001
112	1998-13		DISTRICT 4 & 5 NEW CONSTRUCTION	Completed		09/13/01	\$12,341.00	\$12,341.00	09/14/2001
113	1998-13		DISTRICT 4& 5 NEW CONSTRUCTION	Completed		12/13/01	\$11,258.00	\$11,258.00	12/14/2001

2/8

U.S. DEPARTMENT OF HOUSING AND URBAN
DEVELOPMENT
OFFICE OF COMMUNITY PLANNING AND DEVELOPMENT
PR08 - Grantee Summary Activity Report

DATE: 2/26/2015
TIME: 5:40:27 PM
PAGE: 3/8

Grantee Activity Number	IDIS Activity ID	Pgm Yr Project	Activity Name	Act Stat	Matrix Code	Initial Funding Date	Funded Amount	Drawn Amount	Date of Last Draw
114	1998-13	DIST 4 & 5	NEW CONSTRUCTION	Completed		12/19/01	\$12,000.00	\$12,000.00	12/20/2001
115	1998-13	NEW CONSTRUCTION	413 RICHARDS ST	Completed		01/23/02	\$12,101.00	\$12,101.00	01/24/2002
124	1998-13	315 SHERMAN	NEW CONSTRUCTION	Completed		07/08/02	\$14,500.00	\$14,500.00	07/11/2002
85	1998-14	LOUIS JOLIET HOTEL	REDEVELOPMENT	Completed		03/09/00	\$1,000,000.00	\$1,000,000.00	10/01/2002
49	1998-16	GENERAL PROGRAM	ADMINISTRATION	Completed	21A	01/01/98	\$253,444.00	\$253,444.00	11/03/1998
48	1998-2	EMERGENCY REPAIR	PROGRAM	Completed	14A	01/09/02	\$2,035.95	\$2,035.95	07/15/2006
47	1998-6	1998 CAPITAL IMPROVEMENTS	PROJECT	Completed	03	01/01/98	\$307,323.92	\$307,323.92	11/18/1998
54	1999-12	HABITAT FOR HUMANIT	NEW CONSTRUCTION	Completed		12/02/99	\$20,000.00	\$20,000.00	03/09/2001
119	1999-12	CCFYF NEW CONSTRUCTION		Completed		06/13/02	\$20,000.00	\$20,000.00	06/17/2003
120	1999-12	CCFYF NEW CONSTRUCTION		Completed		06/13/02	\$20,000.00	\$20,000.00	06/05/2003
121	1999-12	CORNERSTONE REHAB	1701 MASON	Completed		06/14/02	\$15,000.00	\$15,000.00	08/24/2002
122	1999-12	CORNERSTONE REHAB	#2 220 MADISON	Completed		06/14/02	\$5,000.00	\$5,000.00	08/24/2002
123	1999-12	CORNERSTONE REHAB	#3 3515 THEODORE	Completed		06/14/02	\$10,000.00	\$10,000.00	08/24/2002
62	1999-15	HOME ADMIN	SETASIDE	Completed		10/03/02	\$51,700.00	\$51,700.00	12/20/2002
138	1999-15	HOME ADMIN		Completed		10/03/02	\$46,300.00	\$46,300.00	12/20/2002
86	2000-1	HOUSING PRESERVATION	LOAN PROGRAM	Completed	14A	08/15/00	\$30,000.00	\$30,000.00	03/17/2001
94	2000-10	PUBLIC SERVICE-GRAFFITI	REMOVAL	Completed	05	08/15/00	\$19,462.00	\$19,462.00	08/17/2000
97	2000-12	HABITAT FOR HUMANITY	NEW CONSTRUCTION	Completed		03/08/01	\$20,000.00	\$20,000.00	08/14/2001
109	2000-12	CCFYF NEW CONSTRUCTION		Completed		07/23/01	\$20,000.00	\$20,000.00	01/01/2002
110	2000-12	CCFYF NEW CONSTRUCTION		Completed		07/23/01	\$20,000.00	\$20,000.00	01/01/2002
137	2000-15	HOME ADMIN		Completed		10/03/02	\$46,500.00	\$46,500.00	12/20/2002
96	2000-16	GENERAL ADMINISTRATION		Completed	21A	08/15/00	\$105,952.00	\$105,952.00	10/27/2000
87	2000-2	EMERGENCY REPAIR	PROGRAM	Completed	14A	08/15/00	\$75,000.00	\$75,000.00	10/27/2000
88	2000-3	LOCAL HOMESTEAD		Completed	13	08/15/00	\$200,000.00	\$200,000.00	08/17/2000
89	2000-4	ACQUISITION FOR	REHABILITATION	Completed	14G	08/15/00	\$15,000.00	\$15,000.00	08/17/2000
90	2000-6	WASHINGTON ST	ROADWAY RECONSTRUCTION	Completed	03	08/15/00	\$316,650.00	\$316,650.00	11/16/2001
91	2000-7	CODE ENFORCEMENT-INSPECTIONS		Completed	15	08/15/00	\$149,611.00	\$149,611.00	03/16/2001
92	2000-8	CODE ENFORCEMENT-DEMOLITION		Completed	15	08/15/00	\$100,000.00	\$100,000.00	05/22/2001
93	2000-9	CODE ENFORCEMENT-WEEDCUTTING/BOARDUP		Completed	15	08/15/00	\$109,202.00	\$109,202.00	10/27/2000
98	2001-1	EMERGENCY REPAIR	PROGRAM	Completed	14A	05/23/01	\$108,197.00	\$108,197.00	07/31/2002
108	2001-10	CORNERSTONE REHAB	PROJECT	Completed		07/23/01	\$30,000.00	\$30,000.00	09/25/2001
111	2001-10	HABITAT FOR HUMANITY	REHAB	Completed		07/23/01	\$20,000.00	\$20,000.00	11/09/2001
116	2001-10	FOREST PARK	NEW CONSTRUCTION	Completed		05/08/02	\$20,000.00	\$20,000.00	05/09/2002
117	2001-10	FOREST PARK	NEW CONSTRUCTION	Completed		05/08/02	\$20,000.00	\$20,000.00	05/09/2002
118	2001-10	FOREST PARK	NEW CONSTRUCTION	Completed		05/08/02	\$20,000.00	\$20,000.00	05/09/2002
107	2001-12	GENERAL ADMINISTRATION		Completed	21A	05/23/01	\$81,350.00	\$81,350.00	05/25/2001

U.S. DEPARTMENT OF HOUSING AND URBAN
DEVELOPMENT
OFFICE OF COMMUNITY PLANNING AND DEVELOPMENT
PR08 - Grantee Summary Activity Report

DATE: 2/26/2015
TIME: 5:40:27 PM
PAGE: 4/8

IDIS

Grantee Activity Number	IDIS Activity ID	Pgm Yr - Project	Activity Name	Act Stat	Matrix Code	Initial Funding Date	Funded Amount	Drawn Amount	Date of Last Draw
99	2001-2		LOCAL HOMESTEAD PROGRAM	Completed	13	05/23/01	\$257,595.00	\$257,595.00	09/20/2001
100	2001-3		ACQUISITION OF HOUSES FOR HOMESTEAD PROG	Completed	14G	05/23/01	\$23,507.00	\$23,507.00	05/25/2001
101	2001-4		COLUMBIA,HENDERSON ROADWAY RECONSTRUSTIO	Completed	03	05/23/01	\$304,288.00	\$304,288.00	07/31/2002
102	2001-5		CODE ENFORCEMENT/INSPECTIONS	Completed	15	05/23/01	\$162,089.00	\$162,089.00	10/13/2001
103	2001-6		CODE ENFORCEMENT-DEMOLITION	Completed	04	05/23/01	\$104,668.00	\$104,668.00	07/31/2002
104	2001-7		CODE ENFORCEMENT-WEEDCUTTING & BOARDUPS	Completed	15	05/23/01	\$108,789.00	\$108,789.00	07/31/2002
105	2001-8		PUBLIC SERVICE-GRAFFITI	Completed	05	05/23/01	\$13,715.00	\$13,715.00	05/25/2001
106	2001-9		NEIGHBORHOOD NEWSLETTER	Completed	05	05/23/01	\$23,802.00	\$23,802.00	07/13/2001
129	2002-10		GRAFFIT REMOVAL PROGRAM	Completed	05	07/17/02	\$20,000.00	\$20,000.00	07/31/2002
130	2002-11		PUBLIC SERVICE/NEIGHBORHOOD NEWSLETTER	Completed	05	07/17/02	\$35,000.00	\$35,000.00	05/13/2003
135	2002-17		LOUIE JOLIET APARTMENTS	Completed		09/30/02	\$42,000.00	\$42,000.00	10/01/2002
136	2002-18		HOME ADMIN	Completed		10/03/02	\$51,700.00	\$51,700.00	12/20/2002
139	2002-19	105	RICHARDS ST NEW CONSTRUCTION	Completed		12/16/02	\$20,000.00	\$20,000.00	01/16/2004
140	2002-19	109	RICHARDS ST NEW CONSTRUCTION	Completed		12/16/02	\$32,422.00	\$32,422.00	01/16/2004
141	2002-19	111	RICHARDS NEW CONSTRUCTION PROJECT	Completed		12/16/02	\$32,424.00	\$32,424.00	01/21/2004
142	2002-19	223	RICHARDS NEW CONSTRUCTION PROJECT	Completed		12/16/02	\$29,860.00	\$29,860.00	01/16/2004
143	2002-19	14	RICHARDS NEW CONSTRUCTION PROJECT	Completed		12/16/02	\$23,842.00	\$23,842.00	07/31/2003
144	2002-19	16	RICHARDS NEW CONSTRUCTION PROJECT	Completed		12/16/02	\$22,562.00	\$22,562.00	07/31/2003
145	2002-19	115	RICHARDS NEW CONSTRUCTION PROJECT	Completed		12/16/02	\$20,000.00	\$20,000.00	12/16/2003
146	2002-19	117	RICHARDS NEW CONSTRUCTION PROJECT	Completed		12/16/02	\$20,000.00	\$20,000.00	07/31/2003
147	2002-19	108	RICHARDS NEW CONSTRUCTION PROJECT	Completed		12/16/02	\$20,000.00	\$20,000.00	09/18/2003
133	2002-2		EMERGENCY REPAIR PROGRAM	Completed	14A	07/18/02	\$75,000.00	\$75,000.00	10/23/2002
132	2002-21		GENERAL ADMINISTRATION	Completed	21A	07/17/02	\$132,000.00	\$132,000.00	09/27/2002
134	2002-3		LOCAL HOMESTAED PROGRAM	Completed	13	07/18/02	\$250,000.00	\$250,000.00	07/31/2002
125	2002-6		ELWOOD/VALLEY/WENBURG/YOUNGS ROAD PROJ	Completed	03	07/17/02	\$300,000.00	\$300,000.00	08/20/2003
126	2002-7		CODE ENFORCEMENT INSPECTIONS	Completed	15	07/17/02	\$175,000.00	\$175,000.00	09/27/2002
127	2002-8		CODE ENFORCEMENT/CLEARANCE	Completed	04	07/18/02	\$90,000.00	\$90,000.00	05/13/2003
128	2002-9		CODE ENFORCEMENT/WEEDCUTTIB, BOARD-UP	Completed	15	07/17/02	\$90,000.00	\$90,000.00	08/20/2003
148	2003-1		EMERGERNY REPAIR PROGRAM	Completed	14A	10/20/03	\$38,040.45	\$38,040.45	03/18/2004
158	2003-10		COMMUNITY INTEGRATED LIVING ARRANGEMENT	Completed		01/29/04	\$150,120.58	\$150,120.58	09/17/2004
173	2003-10		CORNERSTONE CONDO	Completed		02/22/05	\$97,500.00	\$97,500.00	02/24/2005
174	2003-10		CORNERSTONE LAND ACQUISITION	Completed		02/22/05	\$65,000.00	\$65,000.00	02/24/2005
160	2003-12		HOME ADMIN 2003	Completed		01/30/04	\$51,519.80	\$51,519.80	02/24/2005
157	2003-14		GENERAL PROGRAM ADMINISTRATION	Completed	21A	10/20/03	\$127,478.00	\$127,478.00	12/16/2003
149	2003-2		LOCAL HOMESTEAD PROGRAM	Completed	13	10/20/03	\$200,138.00	\$200,138.00	12/16/2003
150	2003-4		ACQUISITION FOR REHAB	Completed	14G	10/20/03	\$20,089.00	\$20,089.00	12/16/2003

4/8

U.S. DEPARTMENT OF HOUSING AND URBAN
DEVELOPMENT
OFFICE OF COMMUNITY PLANNING AND DEVELOPMENT
PR08 - Grantee Summary Activity Report

DATE: 2/26/2015
TIME: 5:40:27 PM
PAGE: 5/8

Grantee Activity Number	IDIS Activity ID	Pgm Yr - Project	Activity Name	Act Stat	Matrix Code	Initial Funding Date	Funded Amount	Drawn Amount	Date of Last Draw
151	2003-4		INFRASTRUCTURE IMPROVEMENTS	Completed	03	10/20/03	\$300,000.00	\$300,000.00	02/05/2004
152	2003-5		CODE ENFORCEMENT-INSPECTIONS	Completed	15	10/20/03	\$200,182.00	\$200,182.00	12/16/2003
153	2003-6		CLEARANCE AND DEMOLITION	Completed	04	10/20/03	\$75,000.00	\$75,000.00	12/16/2003
154	2003-7		CODE ENFORCEMENT/WEEDCUTTING&BOARD-UP.	Completed	15	10/20/03	\$80,303.00	\$80,303.00	10/14/2004
155	2003-8		PUBLIC SERVICE/GRAFFITI REMOVAL	Completed	05	10/20/03	\$11,969.00	\$11,969.00	12/16/2003
156	2003-9		PUBLIC SERVICE/NEIGHBORHOOD NEWSLETTER	Completed	05	10/20/03	\$25,841.00	\$25,841.00	03/18/2004
162	2004-1		EMERGENCY REPAIR PROGRAM	Completed	14A	07/28/04	\$9,487.95	\$9,487.95	10/05/2005
171	2004-10		HABITAT FOR HUMANITY NEW HOME	Completed		12/10/04	\$20,000.00	\$20,000.00	12/11/2004
175	2004-10		CORNERSTONE CONDO	Completed		02/22/05	\$124,000.00	\$124,000.00	02/24/2005
176	2004-10		CORNERSTONE GROUP HOME	Completed		08/01/05	\$90,000.00	\$90,000.00	08/03/2005
172	2004-12		HOME ADMIN	Completed		02/15/05	\$51,422.70	\$51,422.70	02/24/2005
169	2004-14		CDBG GENERAL ADMINISTRATION	Completed	21A	07/29/04	\$114,837.00	\$114,837.00	07/30/2004
161	2004-2		LOCAL HOMESTEAD PROGRAM	Completed	13	07/28/04	\$177,983.00	\$177,983.00	07/30/2004
163	2004-3		ACQUISITION PROGRAM	Completed	01	07/28/04	\$20,000.00	\$20,000.00	07/30/2004
164	2004-4		HERKIMER/IRVING/BRUCE/DOUGLAS/PROJECT	Completed	03	07/28/04	\$298,666.98	\$298,666.98	10/05/2005
165	2004-5		CODE ENFORCEMENT INSPECTIONS/STAFFING	Completed	15	07/28/04	\$212,993.00	\$212,993.00	12/07/2004
166	2004-6		DEMOLITION AND CLEARANCE	Completed	04	07/28/04	\$70,000.00	\$70,000.00	07/30/2004
170	2004-7		CODE ENFORCEMENT/WEEDCUTTING /BOARD-UP	Completed	15	07/28/04	\$82,360.03	\$82,360.03	10/05/2005
167	2004-8		GRAFFITI REMOVAL	Completed	05	07/29/04	\$10,000.00	\$10,000.00	07/30/2004
168	2004-9		PUBLIC SERVICE/NEIGHBORHOOD NEWSLETTER	Completed	05	07/29/04	\$20,000.00	\$20,000.00	07/13/2005
187	2005-10		1850 MAPPOLD WAY CORNERSTONE CONDO	Completed		02/24/06	\$139,000.00	\$139,000.00	02/25/2006
185	2005-8		HOME ADMIN	Completed		02/02/06	\$49,439.80	\$49,439.80	07/20/2006
186	2005-9		711 ANN ST GROUP HOME	Completed		02/16/06	\$80,000.00	\$80,000.00	05/12/2006
198	2006-10		WILL COUNTY HABITAT FOR HUMANITY	Completed		10/11/06	\$40,000.00	\$40,000.00	10/19/2006
199	2006-10		CORNERSTONE GROUP HOME	Completed		03/13/07	\$80,000.00	\$80,000.00	03/15/2007
200	2006-10		CORNERSTONE GROUP HOME 1815 BIRMINGHAM P	Completed		07/24/07	\$80,000.00	\$80,000.00	08/16/2007
197	2006-12		HOUSING AUTHORITY OF JOLIET NEW CONST.	Completed		10/11/06	\$620,000.00	\$620,000.00	11/19/2008
191	2006-3		CLEARANCE AND DEMOLITION	Completed	04	07/26/06	\$175,000.00	\$175,000.00	12/07/2007
192	2006-4		CODE ENFORCEMENT OPERATIONAL COSTS	Completed	15	07/26/06	\$284,000.00	\$284,000.00	10/24/2006
193	2006-5		WEEDCUTTING/BOARDUP	Completed	15	07/26/06	\$91,991.17	\$91,991.17	04/28/2007
194	2006-6		GRAFFITI REMOVAL	Completed	05	07/26/06	\$12,000.00	\$12,000.00	08/01/2006
195	2006-7		NEIGHBORHOOD NEWSLETTER	Completed	05	07/26/06	\$29,000.00	\$29,000.00	04/28/2007
196	2006-8		CDBG GENERAL ADMINISTRATION	Completed	21A	07/26/06	\$182,282.74	\$182,282.74	04/28/2007
188	2006-9		HOME ADMINISTRATION	Completed		07/19/06	\$46,417.20	\$46,417.20	07/20/2006
205	2007-10		GRAFFITI REMOVAL	Completed	05	09/20/07	\$30,110.30	\$30,110.30	06/20/2008
206	2007-11		NEIGHBORHOOD NEWSLETTER	Completed	05	09/20/07	\$30,484.91	\$30,484.91	09/25/2008

U.S. DEPARTMENT OF HOUSING AND URBAN
DEVELOPMENT
OFFICE OF COMMUNITY PLANNING AND DEVELOPMENT
PR08 - Grantee Summary Activity Report

DATE: 2/26/2015
TIME: 5:40:27 PM
PAGE: 6/8

IDIS	Grantee Activity Number	IDIS Activity ID	Pgm Yr - Project	Activity Name	Act Stat	Matrix Code	Initial Funding Date	Funded Amount	Drawn Amount	Date of Last Draw
		207	2007-12	GENERAL ADMINISTRATION	Completed	21A	09/20/07	\$188,202.00	\$188,202.00	06/20/2008
		210	2007-15	DISTRICT 4 AND 5 NEW CONSTRUCTION	Completed		09/21/07	\$117,340.00	\$117,340.00	08/19/2008
		211	2007-16	PLANNING AND ADMINISTRATION	Completed		09/21/07	\$46,312.00	\$46,312.00	12/22/2007
		202	2007-2	CODE ENFORCEMENT OPERATIONAL COSTS	Completed	15	09/20/07	\$303,225.00	\$303,225.00	12/07/2007
		203	2007-4	CLEARANCE AND DEMOLITION	Completed	04	09/20/07	\$27,224.46	\$27,224.46	12/07/2007
		204	2007-8	WEED CUTTING AND BOARD-UP	Completed	15	09/20/07	\$62,297.62	\$62,297.62	03/25/2008
0010		241	2009-10	Dewey Street (McDonough - Morgan) Project	Completed	03K		\$0.00	\$0.00	
		263	2011-8	Summit Street (Division - Bridge Sts.) Project	Completed	03K		\$0.00	\$0.00	
002		280	2012-2	Clearance and Demolition	Completed	04	01/30/12	\$7,324.73	\$7,324.73	08/17/2012
		288	2012-2	Clearance and Demolition - 555 Dover Street	Completed	04	12/20/12	\$8,900.00	\$8,900.00	02/08/2013
003		281	2012-3	Graffiti Removal	Completed	05	01/30/12	\$3,966.18	\$3,966.18	02/08/2013
005		282	2012-5	General Administration	Completed	21A	01/30/12	\$15,056.91	\$15,056.91	02/08/2013
05-01		177	2005-1	LOCAL HOMESTEAD PROGRAM	Completed	13	09/29/05	\$299,315.00	\$299,315.00	10/05/2005
05-02		178	2005-2	CODE ENFORCEMENT OPERATIONAL COSTS	Completed	15	09/29/05	\$283,271.00	\$283,271.00	07/15/2006
05-03		179	2005-3	DEMOLITION & CLEARANCE	Completed	04	09/29/05	\$95,913.00	\$95,913.00	07/15/2006
05-05		180	2005-4	WEEDCUTTING/BOARDUP	Completed	15	09/29/05	\$27,453.77	\$27,453.77	07/15/2006
		181	2005-5	GRAFFITI REMOVAL	Completed	05	09/29/05	\$10,600.00	\$10,600.00	10/05/2005
05-06		182	2005-6	NEIGHBORHOOD NEWSLETTER	Completed	05	09/29/05	\$25,368.00	\$25,368.00	07/15/2006
05-07		183	2005-7	CDBG GENERAL ADMINISTRATION	Completed	21A	09/29/05	\$189,216.00	\$189,216.00	07/15/2006
06-01		190	2006-2	LOCAL HOMESTEAD PROGRAM	Completed	13	07/26/06	\$420,000.00	\$420,000.00	08/01/2006
0600700001		6	1994-1	RICHARDS GROVE SUBDIVISION	Completed		07/21/94	\$673,496.34	\$673,496.34	04/28/2001
08-01		213	2008-1	LOCAL HOMESTEAD PROGRAM	Completed	13	05/20/08	\$165,200.00	\$165,200.00	06/20/2008
08-02		214	2008-2	CODE ENFORCEMENT OPERATIONAL COSTS	Completed	15	05/20/08	\$369,012.64	\$369,012.64	03/18/2009
08-03		215	2008-3	DEMOLITION AND CLEARANCE	Completed	04	05/20/08	\$53,110.96	\$53,110.96	03/18/2009
08-04		216	2008-4	GRAFFITI REMOVAL	Completed	05	05/20/08	\$63,771.90	\$63,771.90	09/25/2008
08-05		217	2008-5	NEIGHBORHOOD NEWSLETTER	Completed	05	05/20/08	\$23,882.85	\$23,882.85	03/18/2009
08-07		219	2008-7	GENERAL ADMINISTRATION	Completed	21A	05/20/08	\$168,130.13	\$168,130.13	03/18/2009
08-09		221	2008-9	LOCAL HOMESTEAD	Completed		07/01/08	\$99,410.00	\$99,410.00	09/19/2008
08-11		223	2008-11	HOME ADMINISTRATION	Completed		07/01/08	\$44,519.70	\$44,519.70	07/02/2008
1.1		8	1994-2	Unknown	Completed	03K		\$0.00	\$0.00	
1.7		10	1994-2	Unknown	Completed	03		\$0.00	\$0.00	
11		212	2005-11	HABITAT FOR HUMANITY	Completed		11/14/07	\$20,000.00	\$20,000.00	03/25/2008
173480		201	2007-1	LOCAL HOMESTEAD PROGRAM	Completed	13	09/20/07	\$251,359.00	\$251,359.00	12/07/2007
2.1		12	1994-2	CODE ENFORCEMENT	Completed	15		\$0.00	\$0.00	
2.2		13	1994-2	Unknown	Completed	15		\$0.00	\$0.00	
2.3		14	1994-2	Unknown	Completed	15		\$0.00	\$0.00	

6/8

U.S. DEPARTMENT OF HOUSING AND URBAN
DEVELOPMENT
OFFICE OF COMMUNITY PLANNING AND DEVELOPMENT
PR08 - Grantee Summary Activity Report

DATE: 2/26/2015
TIME: 5:40:27 PM
PAGE: 7/8

Grantee Activity Number	IDIS Activity ID	Pgm Yr Project	Activity Name	Act Stat	Matrix Code	Initial Funding Date	Funded Amount	Drawn Amount	Date of Last Draw
252	252	2011-1	Local Homestead Program	Completed	14H	05/05/11	\$12,618.44	\$12,618.44	01/14/2012
253	253	2011-2	Code Enforcement	Completed	15	05/05/11	\$339,589.43	\$339,589.43	01/14/2012
254	254	2011-3	Clearance and Demolition	Completed	04	05/05/11	\$18,088.97	\$18,088.97	01/14/2012
255	255	2011-4	Graffiti Removal	Completed	05	05/05/11	\$25,702.47	\$25,702.47	01/14/2012
257	257	2011-6	Neighborhood Newsletter	Completed	05	05/05/11	\$29,392.00	\$29,392.00	03/24/2012
258	258	2011-7	General Administration	Completed	21A	05/05/11	\$129,789.04	\$129,789.04	01/14/2012
259	259	2011-8	Summit Street Project	Completed	03K	07/06/11	\$123,353.87	\$123,353.87	12/21/2011
3.2	15	1994-2	Unknown	Completed	04		\$0.00	\$0.00	
3.3	16	1994-2	Unknown	Completed	04		\$0.00	\$0.00	
3.4	17	1994-2	Unknown	Completed	04		\$0.00	\$0.00	
3.5	18	1994-2	Unknown	Completed	04		\$0.00	\$0.00	
3822300001	7	1994-1	VICTORY CENTER SENIOR RENTAL	Completed		08/30/96	\$785,000.00	\$785,000.00	12/23/1997
4.1	19	1994-2	Unknown	Completed	14A		\$0.00	\$0.00	
4.2	20	1994-2	Unknown	Completed	14A		\$0.00	\$0.00	
4.3	21	1994-2	Unknown	Completed	14A		\$0.00	\$0.00	
4.4	22	1994-2	Unknown	Completed	14G		\$0.00	\$0.00	
6-8	233	2008-8	Cornerstone Services, Inc.	Completed		02/03/10	\$75,000.00	\$75,000.00	05/29/2010
6.2	27	1994-2	Unknown	Completed	05		\$0.00	\$0.00	
6.3	28	1994-2	Unknown	Completed	05		\$0.00	\$0.00	
BG9701	39	1997-7	INFRASTRUCTURE IMPROVEMENTS	Completed	03	01/01/97	\$375,000.00	\$375,000.00	11/22/1997
BG9703	40	1997-9	DEMOLITION AND CLEARANCE	Completed	15	01/01/97	\$193,326.82	\$193,326.82	11/03/1998
BG9708	35	1997-2	EMERGENCY REPAIR PROGRAM	Completed	14A	01/01/97	\$122,685.50	\$122,685.50	08/13/1998
BG9715	43	1997-12	PUBLIC SERVICE NEIGHBORHOOD NEWSLETTER	Completed	05	01/01/97	\$37,000.00	\$37,000.00	11/03/1998
BG9716	37	1997-4	ACQUISITION PROGRAM	Completed	14A	01/01/97	\$115,621.18	\$115,621.18	11/03/1998
BG9720	42	1997-11	PUBLIC SERVICE, GRAFFITI REMOVAL	Completed	15	01/01/97	\$14,490.00	\$14,490.00	08/13/1998
BG9722	38	1997-5	LOCAL YOUTH BUILD PROGRAM	Completed	14A	01/01/97	\$253,000.00	\$253,000.00	11/03/1998
BG9724	41	1997-10	WEEDCUTTING & BOARD-UP PROGRAM	Completed	15	01/01/97	\$170,951.90	\$170,951.90	11/18/1998
BG9730	32	1997-8	CODE ENFORCEMENT	Completed	15	01/01/97	\$250,409.98	\$250,409.98	11/18/1998
BG9834	64	1999-1	HOUSING PRESERATION LOAN PROGRAM	Completed	14A	01/01/99	\$73,634.00	\$73,634.00	08/17/2000
BG9841	59	1999-9	CODE ENFORCEMENT WEEDCUTTING/BOARD-UP	Completed	15	01/01/99	\$89,662.00	\$89,662.00	11/06/1999
BG9915	63	1999-16	GENERAL ADMINISTRATION	Completed	21A	01/01/99	\$200,000.00	\$200,000.00	11/06/1999
BG9935	55	1999-2	EMERGENCY REPAIR PROGRAM	Completed	14A	01/01/99	\$75,000.00	\$75,000.00	03/30/2000
BG9936	65	1999-3	LOCAL HOMESTEAD PROGRAM	Completed	14A	01/01/99	\$100,000.00	\$100,000.00	11/06/1999
BG9937	66	1999-4	ACQUISITION	Completed	14A	01/01/99	\$31,482.00	\$31,482.00	03/30/2000
BG9939	57	1999-6	NEIGHBORHOOD IMPROVEMENT PROGRAM	Completed	03J	01/01/99	\$300,000.00	\$300,000.00	11/17/1999
BG9940	58	1999-8	CODE ENFORCEMENT - DEMOLITION	Completed	04	01/01/99	\$90,000.00	\$90,000.00	08/17/2000

U.S. DEPARTMENT OF HOUSING AND URBAN
 DEVELOPMENT
 OFFICE OF COMMUNITY PLANNING AND DEVELOPMENT
 PR08 - Grantee Summary Activity Report

DATE: 2/26/2015
 TIME: 5:40:27 PM
 PAGE: 8/8

IDIS

Grantee Activity Number	IDIS Activity ID	Pgm Yr Project	Activity Name	Act Stat	Matrix Code	Initial Funding Date	Funded Amount	Drawn Amount	Date of Last Draw
BG9942	60	1999-10	GRAFFITI REMOVAL	Completed	05	01/01/99	\$20,000.00	\$20,000.00	11/06/1999
BG9943	61	1999-11	NEIGHBORHOOD NEWSLETTER	Completed	05	01/01/99	\$18,301.00	\$18,301.00	11/06/1999
X	44	1997-6	CORNERSTONE GROUP HOME	Completed		01/01/97	\$50,000.00	\$50,000.00	03/03/1998
	95	2000-11	PUBLIC SERVICE NEIGHBORHOOD NEWSLETTER	Completed	05	08/15/00	\$27,123.00	\$27,123.00	08/17/2000
XG9932	56	1999-7	CODE ENFORCEMENT	Completed	15	01/01/99	\$150,921.00	\$150,921.00	11/06/1999
Total							\$32,967,865.53	\$32,967,865.53	

APPENDIX F: PR10 CDBG HOUSING ACTIVITY REPORT

IDIS - PR10

U.S. Department of Housing and Urban Development
 Office of Community Planning and Development
 Integrated Disbursement and Information System
 CDBG Housing Activities
 JOLIET, IL

DATE: 02-26-15
 TIME: 17:45
 PAGE: 1

PGM YEAR	PROJ ID	IDIS ACT ID	ACTIVITY NAME	STATUS	MTX CD	NTL OBJ	Total EST. AMT	% CDBG	CDBG DRAWN AMOUNT	OCCUPIED TOTAL	UNITS L/M	% L/M	CUMULATIVE OCCUPIED UNITS		
													OWNER	RENTER	
2012	4219	279	Local Homestead	COM	14H	LMA	4,110.05	0.0	4,110.05	0	0	0.0	0	0	
2012 TOTALS:							BUDGETED/UNDERWAY	0.00	0.0	0.00	0	0	0.0	0	0
							COMPLETED	4,110.05	100.0	4,110.05	0	0	0.0	0	0
								4,110.05	100.0	4,110.05	0	0	0.0	0	0
2011	5310	252	Local Homestead Program	COM	14H	LMA	12,618.44	0.0	12,618.44	0	0	0.0	0	0	
2011 TOTALS:							BUDGETED/UNDERWAY	0.00	0.0	0.00	0	0	0.0	0	0
							COMPLETED	12,618.44	100.0	12,618.44	0	0	0.0	0	0
								12,618.44	100.0	12,618.44	0	0	0.0	0	0
2010	4186	235	Local Homestead Program	COM	14H	LMA	25,494.03	0.0	25,494.03	0	0	0.0	0	0	
2010 TOTALS:							BUDGETED/UNDERWAY	0.00	0.0	0.00	0	0	0.0	0	0
							COMPLETED	25,494.03	100.0	25,494.03	0	0	0.0	0	0
								25,494.03	100.0	25,494.03	0	0	0.0	0	0

IDIS - PR10

U.S. Department of Housing and Urban Development
 Office of Community Planning and Development
 Integrated Disbursement and Information System
 CDBG Housing Activities
 JOLIET, IL

DATE: 02-26-15
 TIME: 17:45
 PAGE: 2

PGM YEAR	PROJ ID	IDIS ACT ID	ACTIVITY NAME	STATUS	MTX CD	NTL OBJ	Total		CDBG DRAWN AMOUNT	OCCUPIED TOTAL	UNITS L/M	% L/M	CUMULATIVE OCCUPIED UNITS	
							EST. AMT	% CDBG					OWNER	RENTER
2009	0001	225	LOCAL HOMESTEAD PROGRAM	COM	14H	LMA	49,584.83	0.0	49,584.83	0	0	0.0	0	0
2009 TOTALS:							0.00	0.0	0.00	0	0	0.0	0	0
							49,584.83	100.0	49,584.83	0	0	0.0	0	0
							49,584.83	100.0	49,584.83	0	0	0.0	0	0

PGM YEAR	PROJ ID	IDIS ACT ID	ACTIVITY NAME	STATUS	MTX CD	NTL OBJ	Total		CDBG DRAWN AMOUNT	OCCUPIED TOTAL	UNITS L/M	% L/M	CUMULATIVE OCCUPIED UNITS	
							EST. AMT	% CDBG					OWNER	RENTER
2004	0001	162	EMERGENCY REPAIR PROGRAM	COM	14A	LMH	9,487.95	100.0	9,487.95	5	5	100.0	0	5
2004 TOTALS:							0.00	0.0	0.00	0	0	0.0	0	0
							9,487.95	100.0	9,487.95	5	5	100.0	0	5
							9,487.95	100.0	9,487.95	5	5	100.0	0	5

PGM YEAR	PROJ ID	IDIS ACT ID	ACTIVITY NAME	STATUS	MTX CD	NTL OBJ	Total		CDBG DRAWN AMOUNT	OCCUPIED TOTAL	UNITS L/M	% L/M	CUMULATIVE OCCUPIED UNITS	
							EST. AMT	% CDBG					OWNER	RENTER
2003	0001	148	EMERGENCY REPAIR PROGRAM	COM	14A	LMH	38,040.45	100.0	38,040.45	9	9	100.0	0	9
2003	0004	150	ACQUISITION FOR REHAB	COM	14G	LMH	20,089.00	0.0	20,089.00	0	0	0.0	0	0
2003 TOTALS:							0.00	0.0	0.00	0	0	0.0	0	0
							58,129.45	100.0	58,129.45	9	9	100.0	0	9
							58,129.45	100.0	58,129.45	9	9	100.0	0	9

IDIS - PR10

U.S. Department of Housing and Urban Development
 Office of Community Planning and Development
 Integrated Disbursement and Information System
 CDBG Housing Activities
 JOLIET, IL

DATE: 02-26-15
 TIME: 17:45
 PAGE: 3

PGM YEAR	PROJ ID	IDIS ACT ID	ACTIVITY NAME	STATUS	MTX CD	NTL OBJ	Total		CDBG DRAWN AMOUNT	OCCUPIED TOTAL	UNITS L/M	% L/M	CUMULATIVE	
							EST. AMT	% CDBG					OWNER	RENTER
2002	0002	133	EMERGENCY REPAIR PROGRAM	COM	14A	LMH	75,000.00	100.0	75,000.00	11	11	100.0	0	11
2002 TOTALS: BUDGETED/UNDERWAY							0.00	0.0	0.00	0	0	0.0	0	0
COMPLETED							75,000.00	100.0	75,000.00	11	11	100.0	0	11
							75,000.00	100.0	75,000.00	11	11	100.0	0	11
PGM YEAR	PROJ ID	IDIS ACT ID	ACTIVITY NAME	STATUS	MTX CD	NTL OBJ	Total		CDBG DRAWN AMOUNT	OCCUPIED TOTAL	UNITS L/M	% L/M	CUMULATIVE OCCUPIED OWNER	CUMULATIVE UNITS RENTER
2001	0001	98	EMERGENCY REPAIR PROGRAM	COM	14A	LMH	108,197.00	100.0	108,197.00	5	5	100.0	0	5
2001	0003	100	ACQUISITION OF HOUSES FOR HOMESTEAD PROG	COM	14G	LMH	23,507.00	0.0	23,507.00	0	0	0.0	0	0
2001 TOTALS: BUDGETED/UNDERWAY							0.00	0.0	0.00	0	0	0.0	0	0
COMPLETED							131,704.00	100.0	131,704.00	5	5	100.0	0	5
							131,704.00	100.0	131,704.00	5	5	100.0	0	5
PGM YEAR	PROJ ID	IDIS ACT ID	ACTIVITY NAME	STATUS	MTX CD	NTL OBJ	Total		CDBG DRAWN AMOUNT	OCCUPIED TOTAL	UNITS L/M	% L/M	CUMULATIVE OCCUPIED OWNER	CUMULATIVE UNITS RENTER
2000	0001	86	HOUSING PRESERVATION LOAN PROGRAM	COM	14A	LMH	30,000.00	100.0	30,000.00	1	1	100.0	0	1
2000	0002	87	EMERGENCY REPAIR PROGRAM	COM	14A	LMH	75,000.00	100.0	75,000.00	8	8	100.0	0	8
2000	0004	89	ACQUISITION FOR REHABILITATION	COM	14G	LMH	15,000.00	100.0	15,000.00	8	8	100.0	0	8
2000 TOTALS: BUDGETED/UNDERWAY							0.00	0.0	0.00	0	0	0.0	0	0
COMPLETED							120,000.00	100.0	120,000.00	17	17	100.0	0	17
							120,000.00	100.0	120,000.00	17	17	100.0	0	17

IDIS - PR10

U.S. Department of Housing and Urban Development
 Office of Community Planning and Development
 Integrated Disbursement and Information System
 CDBG Housing Activities
 JOLIET, IL

DATE: 02-26-15
 TIME: 17:45
 PAGE: 4

PGM YEAR	PROJ ID	IDIS ACT ID	ACTIVITY NAME	STATUS	MTX CD	NTL OBJ	Total EST. AMT	% CDBG	CDBG DRAWN AMOUNT	OCCUPIED TOTAL	UNITS L/M	% L/M	CUMULATIVE OCCUPIED UNITS	
													OWNER	RENTER
1999	0001	64	HOUSING PRESERATION LOAN PROGRAM	COM	14A	LMH	73,634.00	100.0	73,634.00	3	3	100.0	0	3
1999	0002	55	EMERGENCY REPAIR PROGRAM	COM	14A	LMH	75,000.00	100.0	75,000.00	7	7	100.0	0	7
1999	0003	65	LOCAL HOMESTEAD PROGRAM	COM	14A	LMH	100,000.00	100.0	100,000.00	8	8	100.0	0	8
1999	0004	66	ACQUISITION	COM	14A	LMH	31,482.00	0.0	31,482.00	0	0	0.0	0	0
1999 TOTALS: BUDGETED/UNDERWAY							0.00	0.0	0.00	0	0	0.0	0	0
COMPLETED							280,116.00	100.0	280,116.00	18	18	100.0	0	18
							280,116.00	100.0	280,116.00	18	18	100.0	0	18
PGM YEAR	PROJ ID	IDIS ACT ID	ACTIVITY NAME	STATUS	MTX CD	NTL OBJ	Total EST. AMT	% CDBG	CDBG DRAWN AMOUNT	OCCUPIED TOTAL	UNITS L/M	% L/M	CUMULATIVE OCCUPIED UNITS	
1998	0001	46	HOUSING PRESERVATION LOAN PROGRAM	COM	14A	LMH	50,000.00	100.0	50,000.00	2	2	100.0	0	2
1998	0002	48	EMERGENCY REPAIR PROGRAM	COM	14A	LMH	2,035.95	100.0	2,035.95	12	12	100.0	12	0
1998 TOTALS: BUDGETED/UNDERWAY							0.00	0.0	0.00	0	0	0.0	0	0
COMPLETED							52,035.95	100.0	52,035.95	14	14	100.0	12	2
							52,035.95	100.0	52,035.95	14	14	100.0	12	2
PGM YEAR	PROJ ID	IDIS ACT ID	ACTIVITY NAME	STATUS	MTX CD	NTL OBJ	Total EST. AMT	% CDBG	CDBG DRAWN AMOUNT	OCCUPIED TOTAL	UNITS L/M	% L/M	CUMULATIVE OCCUPIED UNITS	
1997	0001	34	HOUSING PRESERVATION LOAN PROGRAM	COM	14A	LMH	154,668.72	100.0	154,668.72	2	2	100.0	0	2
1997	0002	35	EMERGENCY REPAIR PROGRAM	COM	14A	LMH	122,685.50	100.0	122,685.50	12	12	100.0	0	12
1997	0003	36	LOCAL HOMESTEAD PROGRAM	COM	14A	LMH	273,008.86	100.0	273,008.86	6	6	100.0	0	6
1997	0004	37	ACQUISITION PROGRAM	COM	14A	LMH	115,621.18	0.0	115,621.18	0	0	0.0	0	0

IDIS - PR10

U.S. Department of Housing and Urban Development
 Office of Community Planning and Development
 Integrated Disbursement and Information System
 CDBG Housing Activities
 JOLIET, IL

DATE: 02-26-15
 TIME: 17:45
 PAGE: 5

1997	0005	38 LOCAL YOUTH BUILD PROGRAM	COM	14A	LMH	253,000.00	0.0	253,000.00	0	0	0.0	0	0
1997 TOTALS: BUDGETED/UNDERWAY						0.00	0.0	0.00	0	0	0.0	0	0
COMPLETED						918,984.26	100.0	918,984.26	20	20	100.0	0	20
						918,984.26	100.0	918,984.26	20	20	100.0	0	20

PGM YEAR	PROJ ID	IDIS ACT ID	ACTIVITY NAME	STATUS	MTX CD	NTL OBJ	Total EST. AMT	% CDBG	DRAWN AMOUNT	CDBG AMOUNT	OCCUPIED TOTAL	UNITS L/M	% L/M	CUMULATIVE OCCUPIED UNITS	
														OWNER	RENTER
1994	0001	1	HOME COMMITTED FUNDS ADJUSTMENT	OPEN	12			0.0		0.00	0	0	0.0	0	0
1994	0002	19	Unknown	COM	14A	LMH	0.00			0.00	13	13	100.0	0	13
1994	0002	20	Unknown	COM	14A	LMH	0.00			0.00	7	7	100.0	0	7
1994	0002	21	Unknown	COM	14A	LMH	0.00			0.00	13	13	100.0	0	13
1994	0002	22	Unknown	COM	14G	LMH	0.00	0.0		0.00	0	0	0.0	0	0
1994 TOTALS: BUDGETED/UNDERWAY							0.00	0.0	0.00		0	0	0.0	0	0
COMPLETED							0.00	0.0	0.00		33	33	100.0	0	33
							0.00	0.0	0.00		33	33	100.0	0	33

APPENDIX G: PR22 STATUS OF HOME ACTIVITIES



U.S. Department of Housing and Urban Development
 Office of Community Planning and Development
 Integrated Disbursement and Information System
 Status of HOME Activities - Entitlement
 JOLIET, IL

DATE: 02-26-15
 TIME: 14:59
 PAGE: 1

IDIS - PR22

Tenure Type	Activity Type	IDIS Activity	Activity Address	Activity Status	Status Date	Total Units	Home Units	Initial Funding Date	Committed Amount	Drawn Amount	PCT
Rental	NEW CONSTRUCTION	44	3301 Fiday Rd , Joliet IL, 60431	Completed	09/27/99	1	6	01/01/97	\$50,000.00	\$50,000.00	100.00%
Rental	NEW CONSTRUCTION	51	1204 Galway Rd , Joliet IL, 60431	Completed	09/27/99	1	4	04/18/99	\$60,450.00	\$60,450.00	100.00%
Rental	NEW CONSTRUCTION	158	1710 Onelda St , Joliet IL, 60435	Completed	06/27/06	5	4	01/29/04	\$150,120.58	\$150,120.58	100.00%
Rental	NEW CONSTRUCTION	159	520 Plainfield Rd , Joliet IL, 60435	Canceled	11/23/05	0	50	01/29/04	\$0.00	\$0.00	0.00%
Rental	NEW CONSTRUCTION	176	7708 BRIARCLIFF , JOLIET IL, 60436	Completed	07/20/07	6	6	08/01/05	\$90,000.00	\$90,000.00	100.00%
Rental	NEW CONSTRUCTION	186	711 Ann St , Joliet IL, 60435	Completed	06/20/07	6	6	02/16/06	\$80,000.00	\$80,000.00	100.00%
Rental	NEW CONSTRUCTION	197	BRIGGS AND ROSALIND , JOLIET IL, 60433	Completed	11/08/08	6	6	10/11/06	\$620,000.00	\$620,000.00	100.00%
Rental	NEW CONSTRUCTION	199	7105 PYRAMID DRIVE , JOLIET IL, 60544	Completed	12/18/07	8	8	03/13/07	\$80,000.00	\$80,000.00	100.00%
Rental	NEW CONSTRUCTION	200	1815 BIRMINGHAM PLACE , JOLIET IL, 60435	Completed	12/18/07	6	6	07/24/07	\$80,000.00	\$80,000.00	100.00%
Rental	NEW CONSTRUCTION	208	404 Terry Dr , Joliet IL, 60435	Completed	02/01/09	6	6	09/21/07	\$80,000.00	\$80,000.00	100.00%
Rental	NEW CONSTRUCTION	209	BRIGGS AND ROSALIND STREETS , JOLIET IL, 60432	Canceled	07/10/08	0	0	09/21/07	\$0.00	\$0.00	0.00%
Rental	NEW CONSTRUCTION	220	201 Pleasant St , Joliet IL, 60436	Canceled	02/02/10	2	2	07/01/08	\$0.00	\$0.00	0.00%
Rental	NEW CONSTRUCTION	222	ROSALIND AND BRIGGS , JOLIET IL, 60432	Canceled	02/08/10	48	3	07/01/08	\$0.00	\$0.00	0.00%
Rental	NEW CONSTRUCTION	233	201 Pleasant St , Joliet IL, 60436	Completed	12/31/10	2	2	02/03/10	\$75,000.00	\$75,000.00	100.00%
Rental	NEW CONSTRUCTION	234	Rosalind & Briggs , Joliet IL, 60432	Canceled	03/04/11	48	3	02/03/10	\$0.00	\$0.00	0.00%
Rental	NEW CONSTRUCTION	248	Liberty Meadow Estates , Joliet IL, 60432	Completed	06/17/13	42	3	03/30/11	\$430,000.00	\$430,000.00	100.00%
Rental	NEW CONSTRUCTION	286	1504 Parkside Dr , Plainfield IL, 60586	Final Draw	12/22/14	0	0	05/22/12	\$15,984.94	\$15,984.94	100.00%
Rental	REHABILITATION	33	3302 HORSESHOE DR. & 3306 FRANCIS ROAD , JOLIET IL, 60432	Completed	09/27/99	32	32	04/18/97	\$50,000.00	\$50,000.00	100.00%
Rental	REHABILITATION	84	400-402 S RAYNOR & 754-756 MCDONOUGH , JOLIET IL, 60436	Completed	01/10/02	4	4	01/31/00	\$64,500.00	\$64,500.00	100.00%
Rental	REHABILITATION	85	22 E Clinton St , Joliet IL, 60432	Completed	07/19/04	61	48	03/09/00	\$1,000,000.00	\$1,000,000.00	100.00%
Rental	REHABILITATION	108	3133 Heritage Dr , Joliet IL, 60435	Completed	06/28/02	8	8	07/23/01	\$30,000.00	\$30,000.00	100.00%
Rental	REHABILITATION	121	1701 Mason Ave , Joliet IL, 60435	Completed	11/07/07	1	1	06/14/02	\$15,000.00	\$15,000.00	100.00%
Rental	REHABILITATION	122	220 Madison St , Joliet IL, 60435	Completed	11/07/07	1	1	06/14/02	\$5,000.00	\$5,000.00	100.00%
Rental	REHABILITATION	123	3515 Theodore St , Joliet IL, 60431	Completed	11/07/07	1	1	06/14/02	\$10,000.00	\$10,000.00	100.00%



U.S. Department of Housing and Urban Development
 Office of Community Planning and Development
 Integrated Disbursement and Information System
 Status of HOME Activities - Entitlement
 JOLIET, IL

DATE: 02-26-15
 TIME: 14:59
 PAGE: 2

IDIS - PR22

Tenure Type	Activity Type	IDIS Activity	Activity Address	Activity Status	Status Date	Total Units	Home Units	Initial Funding Date	Committed Amount	Drawn Amount	PCT
Rental	REHABILITATION	135	126 CLINTON , JOLIET IL, 60432	Completed	07/23/07	48	48	09/30/02	\$42,000.00	\$42,000.00	100.00%
Rental	ACQUISITION ONLY	173	1323 Buell Ave Apt A , Joliet IL, 60435	Completed	07/23/07	1	1	02/22/05	\$97,500.00	\$97,500.00	100.00%
Rental	ACQUISITION ONLY	174	1312-1314 CORAL BELL BORIVE , JOLIET IL, 60435	Completed	07/23/07	6	6	02/22/05	\$65,000.00	\$65,000.00	100.00%
Rental	ACQUISITION ONLY	175	2883 Heritage Dr Apt 2D , Joliet IL, 60435	Completed	11/22/05	1	1	02/22/05	\$124,000.00	\$124,000.00	100.00%
Rental	ACQUISITION ONLY	187	1850 Mappold Way , Joliet IL, 60435	Completed	07/23/07	1	1	02/24/06	\$139,000.00	\$139,000.00	100.00%
Rental	ACQUISITION AND REHABILITATION	7	31 N Broadway St , Joliet IL, 60435	Completed	09/27/99	56	56	08/30/96	\$785,000.00	\$785,000.00	100.00%
Rental	ACQUISITION AND REHABILITATION	184	215 N Ottawa St , Joliet IL, 60432	Completed	06/08/08	84	84	02/02/06	\$1,000,000.00	\$1,000,000.00	100.00%
Rental	ACQUISITION AND NEW CONSTRUCTION	277	7219 Lexington Ct , Joliet IL, 60431	Completed	04/30/14	6	6	04/26/12	\$80,000.00	\$80,000.00	100.00%
Rental	ACQUISITION AND NEW CONSTRUCTION	283	1104 Diana Ct , New Lenox IL, 60451	Final Draw	12/22/14	0	0	02/09/12	\$33,410.00	\$33,410.00	100.00%
Homebuyer	NEW CONSTRUCTION	54	1416 Arthur Ave , Joliet IL, 60432	Completed	12/18/07	1	1	12/02/99	\$20,000.00	\$20,000.00	100.00%
Homebuyer	NEW CONSTRUCTION	68	1207 Ada St , Joliet IL, 60432	Completed	01/11/02	1	1	01/01/98	\$24,819.25	\$24,819.25	100.00%
Homebuyer	NEW CONSTRUCTION	69	1220 Ada St , Joliet IL, 60432	Completed	01/11/02	1	1	01/01/98	\$22,991.00	\$22,991.00	100.00%
Homebuyer	NEW CONSTRUCTION	70	1223 Ada St , Joliet IL, 60432	Completed	01/11/02	1	1	01/01/98	\$29,095.00	\$29,095.00	100.00%
Homebuyer	NEW CONSTRUCTION	71	1210 Fairview Ave , Joliet IL, 60432	Completed	01/11/02	1	1	01/01/98	\$22,266.00	\$22,266.00	100.00%
Homebuyer	NEW CONSTRUCTION	72	1211 Arthur Ave , Joliet IL, 60432	Completed	01/11/02	1	1	01/01/98	\$24,493.00	\$24,493.00	100.00%
Homebuyer	NEW CONSTRUCTION	73	1401 Arthur Ave , Joliet IL, 60432	Completed	01/11/02	1	1	01/01/98	\$28,006.00	\$28,006.00	100.00%
Homebuyer	NEW CONSTRUCTION	74	1411 Arthur Ave , Joliet IL, 60432	Completed	01/11/02	1	1	01/01/98	\$25,748.00	\$25,748.00	100.00%
Homebuyer	NEW CONSTRUCTION	75	1511 Arthur Ave , Joliet IL, 60432	Completed	01/11/02	1	1	01/01/98	\$24,562.99	\$24,562.99	100.00%
Homebuyer	NEW CONSTRUCTION	76	220 S Eastern Ave , Joliet IL, 60433	Completed	01/11/02	1	1	01/01/98	\$29,111.10	\$29,111.10	100.00%
Homebuyer	NEW CONSTRUCTION	77	300 S Eastern Ave , Joliet IL, 60433	Completed	01/11/02	1	1	01/01/98	\$26,218.60	\$26,218.60	100.00%



U.S. Department of Housing and Urban Development
 Office of Community Planning and Development
 Integrated Disbursement and Information System
 Status of HOME Activities - Entitlement
 JOLIET, IL

DATE: 02-26-15
 TIME: 14:59
 PAGE: 3

IDIS - PR22

Tenure Type	Activity Type	IDIS Activity	Activity Address	Activity Status	Status Date	Total Units	Home Units	Initial Funding Date	Committed Amount	Drawn Amount	PCT
Homebuyer	NEW CONSTRUCTION	78	302 S Eastern Ave , Joliet IL, 60433	Completed	01/11/02	1	1	01/01/98	\$26,725.60	\$26,725.60	100.00%
Homebuyer	NEW CONSTRUCTION	79	310 Sherman St , Joliet IL, 60433	Completed	01/11/02	1	1	01/01/98	\$25,767.24	\$25,767.24	100.00%
Homebuyer	NEW CONSTRUCTION	80	204 Union St , Joliet IL, 60433	Completed	01/11/02	1	1	01/01/98	\$26,119.10	\$26,119.10	100.00%
Homebuyer	NEW CONSTRUCTION	81	210 Union St , Joliet IL, 60433	Completed	01/11/02	1	1	01/01/98	\$26,511.10	\$26,511.10	100.00%
Homebuyer	NEW CONSTRUCTION	82	358 2nd Ave , Joliet IL, 60433	Completed	01/11/02	1	1	01/01/98	\$26,101.10	\$26,101.10	100.00%
Homebuyer	NEW CONSTRUCTION	83	360 2nd Ave , Joliet IL, 60433	Completed	01/11/02	1	1	01/01/98	\$25,796.32	\$25,796.32	100.00%
Homebuyer	NEW CONSTRUCTION	97	1210 Arthur Ave , Joliet IL, 60432	Completed	01/13/04	1	1	03/08/01	\$20,000.00	\$20,000.00	100.00%
Homebuyer	NEW CONSTRUCTION	109	1217 Wisconsin St , Joliet IL, 60432	Completed	01/09/02	1	1	07/23/01	\$20,000.00	\$20,000.00	100.00%
Homebuyer	NEW CONSTRUCTION	110	1219 Wisconsin St , Joliet IL, 60432	Completed	01/09/02	1	1	07/23/01	\$20,000.00	\$20,000.00	100.00%
Homebuyer	NEW CONSTRUCTION	112	208 4th Ave , Joliet IL, 60433	Completed	01/10/02	1	1	09/13/01	\$12,341.00	\$12,341.00	100.00%
Homebuyer	NEW CONSTRUCTION	113	411 Richards St , Joliet IL, 60433	Completed	01/10/02	1	1	12/13/01	\$11,258.00	\$11,258.00	100.00%
Homebuyer	NEW CONSTRUCTION	114	409 Richards St , Joliet IL, 60433	Completed	01/10/02	1	1	12/19/01	\$12,000.00	\$12,000.00	100.00%
Homebuyer	NEW CONSTRUCTION	115	413 Richards St , Joliet IL, 60433	Completed	07/17/02	1	1	01/23/02	\$12,101.00	\$12,101.00	100.00%
Homebuyer	NEW CONSTRUCTION	116	1115 Magnolia Ave , Joliet IL, 60432	Completed	06/27/02	1	1	05/08/02	\$20,000.00	\$20,000.00	100.00%
Homebuyer	NEW CONSTRUCTION	117	1008 Woodnuff Rd , Joliet IL, 60432	Completed	06/27/02	1	1	05/08/02	\$20,000.00	\$20,000.00	100.00%
Homebuyer	NEW CONSTRUCTION	118	1012 Woodnuff Rd , Joliet IL, 60432	Completed	06/27/02	1	1	05/08/02	\$20,000.00	\$20,000.00	100.00%
Homebuyer	NEW CONSTRUCTION	119	508 Williamson Ave , Joliet IL, 60432	Completed	11/07/07	1	1	06/13/02	\$20,000.00	\$20,000.00	100.00%
Homebuyer	NEW CONSTRUCTION	120	428 Williamson Ave , Joliet IL, 60432	Completed	11/07/07	1	1	06/13/02	\$20,000.00	\$20,000.00	100.00%
Homebuyer	NEW CONSTRUCTION	124	315 Sherman St , Joliet IL, 60433	Completed	07/17/02	1	1	07/08/02	\$14,500.00	\$14,500.00	100.00%
Homebuyer	NEW CONSTRUCTION	139	105 Richards St , Joliet IL, 60433	Completed	06/27/06	1	1	12/16/02	\$20,000.00	\$20,000.00	100.00%
Homebuyer	NEW CONSTRUCTION	140	109 Richards St , Joliet IL, 60433	Completed	06/27/06	1	1	12/16/02	\$32,422.00	\$32,422.00	100.00%



U.S. Department of Housing and Urban Development
 Office of Community Planning and Development
 Integrated Disbursement and Information System
 Status of HOME Activities - Entitlement
 JOLIET, IL

DATE: 02-26-15
 TIME: 14:59
 PAGE: 4

IDIS - PR22

Tenure Type	Activity Type	IDIS Activity	Activity Address	Activity Status	Status Date	Total Units	Home Units	Initial Funding Date	Committed Amount	Drawn Amount	PCT
Homebuyer	NEW CONSTRUCTION	141	111 Richards St , Joliet IL, 60433	Completed	06/27/06	1	1	12/16/02	\$32,424.00	\$32,424.00	100.00%
Homebuyer	NEW CONSTRUCTION	142	223 Richards St , Joliet IL, 60433	Completed	01/16/04	1	1	12/16/02	\$29,860.00	\$29,860.00	100.00%
Homebuyer	NEW CONSTRUCTION	143	14 Richards St , Joliet IL, 60433	Completed	11/16/05	1	1	12/16/02	\$23,842.00	\$23,842.00	100.00%
Homebuyer	NEW CONSTRUCTION	144	16 Richards St , Joliet IL, 60433	Completed	11/16/05	1	1	12/16/02	\$22,562.00	\$22,562.00	100.00%
Homebuyer	NEW CONSTRUCTION	145	115 Richards St , Joliet IL, 60433	Completed	01/16/04	1	1	12/16/02	\$20,000.00	\$20,000.00	100.00%
Homebuyer	NEW CONSTRUCTION	146	117 RICHARDS NEW CONSTRUCTION PROJECT , JOLIET IL, 60433	Completed	01/16/04	1	1	12/16/02	\$20,000.00	\$20,000.00	100.00%
Homebuyer	NEW CONSTRUCTION	147	108 Richards St , Joliet IL, 60433	Completed	01/16/04	1	1	12/16/02	\$20,000.00	\$20,000.00	100.00%
Homebuyer	NEW CONSTRUCTION	171	309 E Benton St , Joliet IL, 60432	Completed	11/22/05	1	1	12/10/04	\$20,000.00	\$20,000.00	100.00%
Homebuyer	NEW CONSTRUCTION	198	1012 MAGNOLIA, 1016 MAGNOLIA , JOLIET IL, 60433	Completed	01/17/08	2	2	10/11/06	\$40,000.00	\$40,000.00	100.00%
Homebuyer	NEW CONSTRUCTION	210	359 & 361 2ND, 652 GRANT, 201 MISSISSIPPI , JOLIET IL, 60433	Completed	10/01/08	4	4	09/21/07	\$117,340.00	\$117,340.00	100.00%
Homebuyer	NEW CONSTRUCTION	212	1009 Magnolia Ave , Joliet IL, 60432	Completed	06/10/08	1	1	11/14/07	\$20,000.00	\$20,000.00	100.00%
Homebuyer	NEW CONSTRUCTION	221	2ND AND MISSISSIPPI AVENUES , JOLIET IL, 60433	Completed	12/31/08	4	4	07/01/08	\$99,410.00	\$99,410.00	100.00%
Homebuyer	NEW CONSTRUCTION	231	Summit Street Summit Street Summit Street, Joliet IL, 60435	Canceled	06/08/12	3	3	05/12/11	\$0.00	\$0.00	0.00%
Homebuyer	NEW CONSTRUCTION	287	519 Summit St , Joliet IL, 60435	Final Draw	09/10/14	1	1	07/18/12	\$74,467.80	\$74,467.80	100.00%
Homebuyer	ACQUISITION ONLY	260	309 Park Dr , Joliet IL, 60436	Completed	06/30/11	1	1	06/29/11	\$10,000.00	\$10,000.00	100.00%
Homebuyer	ACQUISITION ONLY	261	210 S Reed St , Joliet IL, 60436	Completed	06/30/11	1	1	06/29/11	\$10,000.00	\$10,000.00	100.00%
Homebuyer	ACQUISITION ONLY	262	2308 Taylor St , Joliet IL, 60435	Completed	07/08/11	1	1	07/06/11	\$10,000.00	\$10,000.00	100.00%
Homebuyer	ACQUISITION ONLY	264	6607 Bench Ln , Plainfield IL, 60586	Completed	08/04/11	1	1	08/01/11	\$10,000.00	\$10,000.00	100.00%
Homebuyer	ACQUISITION ONLY	265	1010 Mission Blvd , Joliet IL, 60436	Completed	08/15/11	1	1	08/10/11	\$10,000.00	\$10,000.00	100.00%
Homebuyer	ACQUISITION ONLY	267	1400 Brookfield Dr , Plainfield IL, 60586	Completed	09/09/11	1	1	09/02/11	\$10,000.00	\$10,000.00	100.00%
Homebuyer	ACQUISITION ONLY	275	505 Irene St , Joliet IL, 60436	Completed	01/30/12	1	1	01/26/12	\$10,000.00	\$10,000.00	100.00%



U.S. Department of Housing and Urban Development
 Office of Community Planning and Development
 Integrated Disbursement and Information System
 Status of HOME Activities - Entitlement
 JOLIET, IL

DATE: 02-26-15
 TIME: 14:59
 PAGE: 5

IDIS - PR22

Tenure Type	Activity Type	IDIS Activity	Activity Address	Activity Status	Status Date	Total Units	Home Units	Initial Funding Date	Committed Amount	Drawn Amount	PCT
Homebuyer	ACQUISITION ONLY	276	2707 Oak Ridge Ln , Joliet IL, 60435	Completed	06/04/12	1	1	01/26/12	\$10,000.00	\$10,000.00	100.00%
Homebuyer	ACQUISITION ONLY	284	1608 Onelda St , Joliet IL, 60435	Completed	08/30/12	1	1	04/26/12	\$10,000.00	\$10,000.00	100.00%
Homebuyer	ACQUISITION ONLY	285	1614 Shady Oak Rd , Joliet IL, 60431	Completed	09/28/12	1	1	07/18/12	\$10,000.00	\$10,000.00	100.00%
Homebuyer	ACQUISITION AND NEW CONSTRUCTION	6	RICHARDS/UNION STREET , JOLIET IL, 60433	Completed	12/18/07	11	11	07/21/94	\$673,496.34	\$673,496.34	100.00%
Homeowner Rehab	REHABILITATION	111	303 E Benton St , Joliet IL, 60432	Completed	01/09/02	1	1	07/23/01	\$20,000.00	\$20,000.00	100.00%

APPENDIX H: PR23 PROGRAM YEAR SUMMARY OF ACCOMPLISHMENTS



JOLIET

Count of CDBG Activities with Disbursements by Activity Group & Matrix Code

Activity Group	Activity Category	Underway Count	Underway Activities Disbursed	Completed Count	Completed Activities Disbursed	Program Year Count	Total Activities Disbursed
Acquisition	Clearance and Demolition (04)	1	\$120.00	1	\$0.00	2	\$120.00
	Total Acquisition	1	\$120.00	1	\$0.00	2	\$120.00
General Administration and Planning	General Program Administration (21A)	1	\$10,888.18	0	\$0.00	1	\$10,888.18
	Total General Administration and Planning	1	\$10,888.18	0	\$0.00	1	\$10,888.18
Grand Total		2	\$11,008.18	1	\$0.00	3	\$11,008.18



JOLIET

CDBG Sum of Actual Accomplishments by Activity Group and Accomplishment Type

Activity Group	Matrix Code	Accomplishment Type	Open Count	Completed Count	Program Year Totals
Acquisition	Clearance and Demolition (04)	Housing Units	0	1	1
	Total Acquisition		0	1	1
Grand Total			0	1	1



JOLIET

CDBG Beneficiaries by Racial / Ethnic Category

No data returned for this view. This might be because the applied filter excludes all data.



U.S. Department of Housing and Urban Development
Office of Community Planning and Development
Integrated Disbursement and Information System
CDBG Summary of Accomplishments
Program Year: 2014

DATE: 02-26-15
TIME: 17:57
PAGE: 4

JOLIET

CDBG Beneficiaries by Income Category

No data returned for this view. This might be because the applied filter excludes all data.



JOLIET
 Home Disbursements and Unit Completions

Activity Type	Disbursed Amount	Units Completed	Units Occupied
Rentals	\$80,000.00	6	6
Total, Rentals and TBRA	\$80,000.00	6	6
Grand Total	\$80,000.00	6	6

Home Unit Completions by Percent of Area Median Income

Activity Type	Units Completed		
	0% - 30%	Total 0% - 60%	Total 0% - 80%
Rentals	6	6	6
Total, Rentals and TBRA	6	6	6
Grand Total	6	6	6

Home Unit Reported As Vacant

Activity Type	Reported as Vacant
Rentals	0
Total, Rentals and TBRA	0
Grand Total	0



JOLIET

Home Unit Completions by Racial / Ethnic Category

	Rentals		Grand Total	
	Units Completed	Units Completed - Hispanics	Units Completed	Units Completed - Hispanics
White	4	0	4	0
Black/African American	1	0	1	0
Asian	1	0	1	0
Total	6	0	6	0

APPENDIX I: PR25 STATUS OF CHDO FUNDS



Funds Not Subgranted To CHDOS

Fiscal Year	Fund Type	Balance to Reserve
2014	CHDO RESERVE CR	\$57,540.30
Total For 2014 Funds (CR+CC+CL)		\$57,540.30
Total For 2014 Funds (CO)		\$0.00

Funds Not Subgranted To CHDOS

Fiscal Year	Fund Type	Balance to Reserve
2013	CHDO RESERVE CR	\$56,595.00
Total For 2013 Funds (CR+CC+CL)		\$56,595.00
Total For 2013 Funds (CO)		\$0.00

Funds Not Subgranted To CHDOS

Fiscal Year	Fund Type	Balance to Reserve
2012	CHDO RESERVE CR	\$56,380.50
Total For 2012 Funds (CR+CC+CL)		\$56,380.50
Total For 2012 Funds (CO)		\$0.00

Funds Not Subgranted To CHDOS

Fiscal Year	Fund Type	Balance to Reserve
2011	CHDO RESERVE CR	\$66,572.10
Total For 2011 Funds (CR+CC+CL)		\$66,572.10
Total For 2011 Funds (CO)		\$0.00



U.S. Department of Housing and Urban Development
 Office of Community Planning and Development
 Integrated Disbursement and Information System
 PR 25 - Status of CHDO Funds by Fiscal Year Report
 JOLIET, IL

DATE: 02-26-15
 TIME: 15:05
 PAGE: 2

Funds Subgranted To CHDOS

Fiscal Year	CHDO Name	Fund Type	Amount	Amount	Balance	%	Amount	%
			Reserved	Committed	to Commit	Committed Reserved	Disbursed	Disbursed Committed
2010	CORNERSTONE SERVICES INC	CR	\$255,468.18	\$129,394.94	\$126,073.24	50.7%	\$129,394.94	100.0%
	HABITAT FOR HUMANITY (JOLIET)	CR	\$63,532.20	\$0.00	\$63,532.20	0.0%	\$0.00	
	Fund Type Total for 2010	CR	\$319,000.38	\$129,394.94	\$189,605.44	40.6%	\$129,394.94	100.0%
Total For 2010 Funds (CR+CC+CL)			\$319,000.38					
Total For 2010 Funds (CO)			\$0.00					

Funds Subgranted To CHDOS

Fiscal Year	CHDO Name	Fund Type	Amount	Amount	Balance	%	Amount	%
			Reserved	Committed	to Commit	Committed Reserved	Disbursed	Disbursed Committed
2009	HABITAT FOR HUMANITY (JOLIET)	CR	\$74,467.80	\$74,467.80	\$0.00	100.0%	\$74,467.80	100.0%
	Fund Type Total for 2009	CR	\$74,467.80	\$74,467.80	\$0.00	100.0%	\$74,467.80	100.0%
Total For 2009 Funds (CR+CC+CL)			\$74,467.80					
Total For 2009 Funds (CO)			\$0.00					

Funds Subgranted To CHDOS

Fiscal Year	CHDO Name	Fund Type	Amount	Amount	Balance	%	Amount	%
			Reserved	Committed	to Commit	Committed Reserved	Disbursed	Disbursed Committed
2008	CORNERSTONE SERVICES INC	CR	\$133,442.07	\$133,442.07	\$0.00	100.0%	\$133,442.07	100.0%
	Fund Type Total for 2008	CR	\$133,442.07	\$133,442.07	\$0.00	100.0%	\$133,442.07	100.0%
Total For 2008 Funds (CR+CC+CL)			\$133,442.07					
Total For 2008 Funds (CO)			\$0.00					

Funds Subgranted To CHDOS

Fiscal Year	CHDO Name	Fund Type	Amount	Amount	Balance	%	Amount	%
			Reserved	Committed	to Commit	Committed Reserved	Disbursed	Disbursed Committed
2007	CORNERSTONE SERVICES INC	CR	\$80,000.00	\$80,000.00	\$0.00	100.0%	\$80,000.00	100.0%
	Fund Type Total for 2007	CR	\$80,000.00	\$80,000.00	\$0.00	100.0%	\$80,000.00	100.0%
Total For 2007 Funds (CR+CC+CL)			\$80,000.00					
Total For 2007 Funds (CO)			\$0.00					



U.S. Department of Housing and Urban Development
 Office of Community Planning and Development
 Integrated Disbursement and Information System
 PR 25 - Status of CHDO Funds by Fiscal Year Report
 JOLIET, IL

DATE: 02-26-15
 TIME: 15:05
 PAGE: 3

Funds Subgranted To CHDOS

Fiscal Year	CHDO Name	Fund Type	Amount	Amount	Balance	%	Amount	%
			Reserved	Committed	to	Committed	Disbursed	Disbursed
2006	CORNERSTONE SERVICES INC	CR	\$80,000.00	\$80,000.00	\$0.00	100.0%	\$80,000.00	100.0%
	HABITAT FOR HUMANITY (JOLIET)	CR	\$40,000.00	\$40,000.00	\$0.00	100.0%	\$40,000.00	100.0%
	Fund Type Total for 2006	CR	\$120,000.00	\$120,000.00	\$0.00	100.0%	\$120,000.00	100.0%
Total For 2006 Funds (CR+CC+CL)			\$120,000.00					
Total For 2006 Funds (CO)			\$0.00					

Funds Subgranted To CHDOS

Fiscal Year	CHDO Name	Fund Type	Amount	Amount	Balance	%	Amount	%
			Reserved	Committed	to	Committed	Disbursed	Disbursed
2005	CORNERSTONE SERVICES INC	CR	\$60,120.58	\$60,120.58	\$0.00	100.0%	\$60,120.58	100.0%
	HABITAT FOR HUMANITY (JOLIET)	CR	\$19,879.42	\$19,879.42	\$0.00	100.0%	\$19,879.42	100.0%
	Fund Type Total for 2005	CR	\$80,000.00	\$80,000.00	\$0.00	100.0%	\$80,000.00	100.0%
Total For 2005 Funds (CR+CC+CL)			\$80,000.00					
Total For 2005 Funds (CO)			\$0.00					

Funds Subgranted To CHDOS

Fiscal Year	CHDO Name	Fund Type	Amount	Amount	Balance	%	Amount	%
			Reserved	Committed	to	Committed	Disbursed	Disbursed
2004	CORNERSTONE SERVICES INC	CR	\$181,164.05	\$181,164.05	\$0.00	100.0%	\$181,164.05	100.0%
	HABITAT FOR HUMANITY (JOLIET)	CR	\$20,000.00	\$20,000.00	\$0.00	100.0%	\$20,000.00	100.0%
	Fund Type Total for 2004	CR	\$201,164.05	\$201,164.05	\$0.00	100.0%	\$201,164.05	100.0%
Total For 2004 Funds (CR+CC+CL)			\$201,164.05					
Total For 2004 Funds (CO)			\$0.00					

Funds Subgranted To CHDOS

Fiscal Year	CHDO Name	Fund Type	Amount	Amount	Balance	%	Amount	%
			Reserved	Committed	to	Committed	Disbursed	Disbursed
2003	CORNERSTONE SERVICES INC	CR	\$372,389.46	\$372,389.46	\$0.00	100.0%	\$372,389.46	100.0%
	Fund Type Total for 2003	CR	\$372,389.46	\$372,389.46	\$0.00	100.0%	\$372,389.46	100.0%
Total For 2003 Funds (CR+CC+CL)			\$372,389.46					
Total For 2003 Funds (CO)			\$0.00					



U.S. Department of Housing and Urban Development
 Office of Community Planning and Development
 Integrated Disbursement and Information System
 PR 25 - Status of CHDO Funds by Fiscal Year Report
 JOLIET, IL

DATE: 02-26-15
 TIME: 15:05
 PAGE: 4

Funds Subgranted To CHDOS

Fiscal Year	CHDO Name	Fund Type	Amount	Amount	Balance	%	Amount	%
			Reserved	Committed	to	Committed	Disbursed	Disbursed
2002	CORNERSTONE SERVICES INC	CR	\$77,400.00	\$77,400.00	\$0.00	100.0%	\$77,400.00	100.0%
	Fund Type Total for 2002	CR	\$77,400.00	\$77,400.00	\$0.00	100.0%	\$77,400.00	100.0%
Total For 2002 Funds (CR+CC+CL)			\$77,400.00					
Total For 2002 Funds (CO)			\$0.00					

Funds Subgranted To CHDOS

Fiscal Year	CHDO Name	Fund Type	Amount	Amount	Balance	%	Amount	%
			Reserved	Committed	to	Committed	Disbursed	Disbursed
2001	CORNERSTONE SERVICES INC	CR	\$17,550.00	\$17,550.00	\$0.00	100.0%	\$17,550.00	100.0%
	FOREST PARK COMMUNITY CENTER	CR	\$60,000.00	\$60,000.00	\$0.00	100.0%	\$60,000.00	100.0%
	Fund Type Total for 2001	CR	\$77,550.00	\$77,550.00	\$0.00	100.0%	\$77,550.00	100.0%
Total For 2001 Funds (CR+CC+CL)			\$77,550.00					
Total For 2001 Funds (CO)			\$0.00					

Funds Subgranted To CHDOS

Fiscal Year	CHDO Name	Fund Type	Amount	Amount	Balance	%	Amount	%
			Reserved	Committed	to	Committed	Disbursed	Disbursed
2000	CORNERSTONE SERVICES INC	CR	\$49,750.00	\$49,750.00	\$0.00	100.0%	\$49,750.00	100.0%
	HABITAT FOR HUMANITY (JOLIET)	CR	\$20,000.00	\$20,000.00	\$0.00	100.0%	\$20,000.00	100.0%
	Fund Type Total for 2000	CR	\$69,750.00	\$69,750.00	\$0.00	100.0%	\$69,750.00	100.0%
Total For 2000 Funds (CR+CC+CL)			\$69,750.00					
Total For 2000 Funds (CO)			\$0.00					

Funds Subgranted To CHDOS

Fiscal Year	CHDO Name	Fund Type	Amount	Amount	Balance	%	Amount	%
			Reserved	Committed	to	Committed	Disbursed	Disbursed
1999	COMMUNITY CONCERNS FOR FAMILIES AND YOUTH FREEDOM	CR	\$10,675.00	\$10,675.00	\$0.00	100.0%	\$10,675.00	100.0%
	CORNERSTONE SERVICES INC	CR	\$38,925.00	\$38,925.00	\$0.00	100.0%	\$38,925.00	100.0%
	HABITAT FOR HUMANITY (JOLIET)	CR	\$20,000.00	\$20,000.00	\$0.00	100.0%	\$20,000.00	100.0%
	Fund Type Total for 1999	CR	\$69,600.00	\$69,600.00	\$0.00	100.0%	\$69,600.00	100.0%
Total For 1999 Funds (CR+CC+CL)			\$69,600.00					
Total For 1999 Funds (CO)			\$0.00					



U.S. Department of Housing and Urban Development
 Office of Community Planning and Development
 Integrated Disbursement and Information System
 PR 25 - Status of CHDO Funds by Fiscal Year Report
 JOLIET, IL

DATE: 02-26-15
 TIME: 15:05
 PAGE: 5

Funds Subgranted To CHDOS

Fiscal Year	CHDO Name	Fund Type	Amount	Amount	Balance	%	Amount	%
			Reserved	Committed	to	Committed	Disbursed	Disbursed
1998	CORNERSTONE SERVICES INC	CR	\$64,500.00	\$64,500.00	\$0.00	100.0%	\$64,500.00	100.0%
Fund Type Total for 1998			\$64,500.00	\$64,500.00	\$0.00	100.0%	\$64,500.00	100.0%
Total For 1998 Funds (CR+CC+CL)			\$64,500.00					
Total For 1998 Funds (CO)			\$0.00					

Funds Subgranted To CHDOS

Fiscal Year	CHDO Name	Fund Type	Amount	Amount	Balance	%	Amount	%
			Reserved	Committed	to	Committed	Disbursed	Disbursed
1997	CORNERSTONE SERVICES INC	CR	\$60,450.00	\$60,450.00	\$0.00	100.0%	\$60,450.00	100.0%
Fund Type Total for 1997			\$60,450.00	\$60,450.00	\$0.00	100.0%	\$60,450.00	100.0%
Total For 1997 Funds (CR+CC+CL)			\$60,450.00					
Total For 1997 Funds (CO)			\$0.00					

Funds Subgranted To CHDOS

Fiscal Year	CHDO Name	Fund Type	Amount	Amount	Balance	%	Amount	%
			Reserved	Committed	to	Committed	Disbursed	Disbursed
1996	COMMUNITY CONCERNS FOR FAMILIES AND YOUTH FREEDOM	CR	\$29,325.00	\$29,325.00	\$0.00	100.0%	\$29,325.00	100.0%
	METROPOLITIAN HOUSING DEVELOPMENT CORP	CR	\$381,675.00	\$381,675.00	\$0.00	100.0%	\$381,675.00	100.0%
Fund Type Total for 1996			\$411,000.00	\$411,000.00	\$0.00	100.0%	\$411,000.00	100.0%
Total For 1996 Funds (CR+CC+CL)			\$411,000.00					
Total For 1996 Funds (CO)			\$0.00					

Funds Subgranted To CHDOS

Fiscal Year	CHDO Name	Fund Type	Amount	Amount	Balance	%	Amount	%
			Reserved	Committed	to	Committed	Disbursed	Disbursed
1995	METROPOLITIAN HOUSING DEVELOPMENT CORP	CR	\$311,000.00	\$311,000.00	\$0.00	100.0%	\$311,000.00	100.0%
Fund Type Total for 1995			\$311,000.00	\$311,000.00	\$0.00	100.0%	\$311,000.00	100.0%
Total For 1995 Funds (CR+CC+CL)			\$311,000.00					
Total For 1995 Funds (CO)			\$0.00					



U.S. Department of Housing and Urban Development
 Office of Community Planning and Development
 Integrated Disbursement and Information System
 PR 25 - Status of CHDO Funds by Fiscal Year Report
 JOLIET, IL

DATE: 02-26-15
 TIME: 15:05
 PAGE: 6

Funds Subgranted To CHDOS

Fiscal Year	CHDO Name	Fund Type	Amount Reserved	Amount Committed	Balance to Commit	% Committed Reserved	Amount Disbursed	% Disbursed Committed
1994	METROPOLITAN HOUSING DEVELOPMENT CORP	CR	\$92,325.00	\$92,325.00	\$0.00	100.0%	\$92,325.00	100.0%
	Fund Type Total for 1994	CR	\$92,325.00	\$92,325.00	\$0.00	100.0%	\$92,325.00	100.0%
Total For 1994 Funds (CR+CC+CL)			\$92,325.00					
Total For 1994 Funds (CO)			\$0.00					
Total For All Years (Subgranted to CHDOS)			\$2,614,038.76					
Total For All Years (Not Subgranted to CHDOS)			\$237,087.90					
Grand Total			\$2,851,126.66					

APPENDIX J: PR26 CDBG FINANCIAL SUMMARY



PART I: SUMMARY OF CDBG RESOURCES

01 UNEXPENDED CDBG FUNDS AT END OF PREVIOUS PROGRAM YEAR	2,734,685.00
02 ENTITLEMENT GRANT	907,998.00
03 SURPLUS URBAN RENEWAL	0.00
04 SECTION 108 GUARANTEED LOAN FUNDS	0.00
05 CURRENT YEAR PROGRAM INCOME	9,113.88
05a CURRENT YEAR SECTION 108 PROGRAM INCOME (FOR SI TYPE)	0.00
06 RETURNS	0.00
07 ADJUSTMENT TO COMPUTE TOTAL AVAILABLE	0.00
08 TOTAL AVAILABLE (SUM, LINES 01-07)	3,651,796.88

PART II: SUMMARY OF CDBG EXPENDITURES

09 DISBURSEMENTS OTHER THAN SECTION 108 REPAYMENTS AND PLANNING/ADMINISTRATION	120.00
10 ADJUSTMENT TO COMPUTE TOTAL AMOUNT SUBJECT TO LOW/MOD BENEFIT	0.00
11 AMOUNT SUBJECT TO LOW/MOD BENEFIT (LINE 09 + LINE 10)	120.00
12 DISBURSED IN IDIS FOR PLANNING/ADMINISTRATION	10,888.18
13 DISBURSED IN IDIS FOR SECTION 108 REPAYMENTS	0.00
14 ADJUSTMENT TO COMPUTE TOTAL EXPENDITURES	0.00
15 TOTAL EXPENDITURES (SUM, LINES 11-14)	11,008.18
16 UNEXPENDED BALANCE (LINE 08 - LINE 15)	3,640,788.70

PART III: LOWMOD BENEFIT THIS REPORTING PERIOD

17 EXPENDED FOR LOW/MOD HOUSING IN SPECIAL AREAS	0.00
18 EXPENDED FOR LOW/MOD MULTI-UNIT HOUSING	0.00
19 DISBURSED FOR OTHER LOW/MOD ACTIVITIES	0.00
20 ADJUSTMENT TO COMPUTE TOTAL LOW/MOD CREDIT	0.00
21 TOTAL LOW/MOD CREDIT (SUM, LINES 17-20)	0.00
22 PERCENT LOW/MOD CREDIT (LINE 21/LINE 11)	0.00%

LOW/MOD BENEFIT FOR MULTI-YEAR CERTIFICATIONS

23 PROGRAM YEARS(PY) COVERED IN CERTIFICATION	PY: 2014 PY: PY:
24 CUMULATIVE NET EXPENDITURES SUBJECT TO LOW/MOD BENEFIT CALCULATION	0.00
25 CUMULATIVE EXPENDITURES BENEFITING LOW/MOD PERSONS	0.00
26 PERCENT BENEFIT TO LOW/MOD PERSONS (LINE 25/LINE 24)	0.00%

PART IV: PUBLIC SERVICE (PS) CAP CALCULATIONS

27 DISBURSED IN IDIS FOR PUBLIC SERVICES	0.00
28 PS UNLIQUIDATED OBLIGATIONS AT END OF CURRENT PROGRAM YEAR	0.00
29 PS UNLIQUIDATED OBLIGATIONS AT END OF PREVIOUS PROGRAM YEAR	0.00
30 ADJUSTMENT TO COMPUTE TOTAL PS OBLIGATIONS	0.00
31 TOTAL PS OBLIGATIONS (LINE 27 + LINE 28 - LINE 29 + LINE 30)	0.00
32 ENTITLEMENT GRANT	907,998.00
33 PRIOR YEAR PROGRAM INCOME	20,904.18
34 ADJUSTMENT TO COMPUTE TOTAL SUBJECT TO PS CAP	0.00
35 TOTAL SUBJECT TO PS CAP (SUM, LINES 32-34)	928,902.18
36 PERCENT FUNDS OBLIGATED FOR PS ACTIVITIES (LINE 31/LINE 35)	0.00%

PART V: PLANNING AND ADMINISTRATION (PA) CAP

37 DISBURSED IN IDIS FOR PLANNING/ADMINISTRATION	10,888.18
38 PA UNLIQUIDATED OBLIGATIONS AT END OF CURRENT PROGRAM YEAR	0.00
39 PA UNLIQUIDATED OBLIGATIONS AT END OF PREVIOUS PROGRAM YEAR	0.00
40 ADJUSTMENT TO COMPUTE TOTAL PA OBLIGATIONS	0.00
41 TOTAL PA OBLIGATIONS (LINE 37 + LINE 38 - LINE 39 +LINE 40)	10,888.18
42 ENTITLEMENT GRANT	907,998.00
43 CURRENT YEAR PROGRAM INCOME	9,113.88
44 ADJUSTMENT TO COMPUTE TOTAL SUBJECT TO PA CAP	0.00
45 TOTAL SUBJECT TO PA CAP (SUM, LINES 42-44)	917,111.88
46 PERCENT FUNDS OBLIGATED FOR PA ACTIVITIES (LINE 41/LINE 45)	1.19%



LINE 17 DETAIL: ACTIVITIES TO CONSIDER IN DETERMINING THE AMOUNT TO ENTER ON LINE 17
 Report returned no data.

LINE 18 DETAIL: ACTIVITIES TO CONSIDER IN DETERMINING THE AMOUNT TO ENTER ON LINE 18
 Report returned no data.

LINE 19 DETAIL: ACTIVITIES INCLUDED IN THE COMPUTATION OF LINE 19
 Report returned no data.

LINE 27 DETAIL: ACTIVITIES INCLUDED IN THE COMPUTATION OF LINE 27
 Report returned no data.

LINE 37 DETAIL: ACTIVITIES INCLUDED IN THE COMPUTATION OF LINE 37

Plan Year	IDIS Project	IDIS Activity	Voucher Number	Activity Name	Matrix Code	National Objective	Drawn Amount
2014	6	292	5784332	General Program Administration	21A		\$10,888.18
Total							\$10,888.18

APPENDIX K: PR27 STATUS OF HOME GRANTS



**Status of HOME Grants
 JOLIET**

IDIS - PR27

Commitments from Authorized Funds

Fiscal Year	Total Authorization	Admin/CHDO OP Authorization	CR/CL/CC – Amount Committed to CHDOS	% CHDO Cmtd	SU Funds-Subgrants to Other Entities	EN Funds-PJ Committed to Activities	Total Authorized Commitments	% of Auth Cmtd
1994	\$615,500.00	\$0.00	\$92,325.00	15.0%	\$0.00	\$523,175.00	\$615,500.00	100.0%
1995	\$421,000.00	\$0.00	\$311,000.00	73.8%	\$0.00	\$110,000.00	\$421,000.00	100.0%
1996	\$411,000.00	\$0.00	\$411,000.00	100.0%	\$0.00	\$0.00	\$411,000.00	100.0%
1997	\$403,000.00	\$0.00	\$60,450.00	15.0%	\$0.00	\$342,550.00	\$403,000.00	100.0%
1998	\$430,000.00	\$0.00	\$64,500.00	15.0%	\$0.00	\$365,500.00	\$430,000.00	100.0%
1999	\$464,000.00	\$46,400.00	\$69,600.00	15.0%	\$0.00	\$348,000.00	\$464,000.00	100.0%
2000	\$466,000.00	\$46,500.00	\$69,750.00	14.9%	\$0.00	\$349,750.00	\$466,000.00	100.0%
2001	\$517,000.00	\$51,700.00	\$77,550.00	15.0%	\$0.00	\$387,750.00	\$517,000.00	100.0%
2002	\$516,000.00	\$51,600.00	\$77,400.00	15.0%	\$0.00	\$387,000.00	\$516,000.00	100.0%
2003	\$515,198.00	\$51,519.80	\$372,389.46	72.2%	\$0.00	\$91,288.74	\$515,198.00	100.0%
2004	\$514,427.00	\$51,442.70	\$201,164.05	39.1%	\$0.00	\$261,820.25	\$514,427.00	100.0%
2005	\$494,198.00	\$49,419.80	\$80,000.00	16.1%	\$0.00	\$364,778.20	\$494,198.00	100.0%
2006	\$464,172.00	\$46,417.20	\$120,000.00	25.8%	\$0.00	\$297,754.80	\$464,172.00	100.0%
2007	\$463,120.00	\$46,312.00	\$80,000.00	17.2%	\$0.00	\$336,808.00	\$463,120.00	100.0%
2008	\$445,197.00	\$44,519.70	\$133,442.07	29.9%	\$0.00	\$267,235.23	\$445,197.00	100.0%
2009	\$496,452.00	\$49,645.20	\$74,467.80	15.0%	\$0.00	\$372,339.00	\$496,452.00	100.0%
2010	\$496,821.00	\$49,682.10	\$129,394.94	26.0%	\$0.00	\$128,138.52	\$307,215.56	61.8%
2011	\$443,814.00	\$44,381.40	\$0.00	0.0%	\$0.00	\$0.00	\$44,381.40	10.0%
2012	\$375,870.00	\$37,587.00	\$0.00	0.0%	\$0.00	\$0.00	\$37,587.00	10.0%
2013	\$377,300.00	\$37,730.00	\$0.00	0.0%	\$0.00	\$0.00	\$37,730.00	10.0%
2014	\$383,602.00	\$38,360.20	\$0.00	0.0%	\$0.00	\$0.00	\$38,360.20	9.9%
Total	\$9,713,671.00	\$743,217.10	\$2,424,433.32	24.9%	\$0.00	\$4,933,887.74	\$8,101,538.16	83.4%



**Status of HOME Grants
 JOLIET**

IDIS - PR27

Program Income (PI)

Program Year	Total Receipts	Amount Suballocated to PA	Amount Committed to Activities	% Committed	Net Disbursed	Disbursed Pending Approval	Total Disbursed	% Disbursed
1994	\$0.00	N/A	\$0.00	0.0%	\$0.00	\$0.00	\$0.00	0.0%
1995	\$0.00	N/A	\$0.00	0.0%	\$0.00	\$0.00	\$0.00	0.0%
1996	\$0.00	N/A	\$0.00	0.0%	\$0.00	\$0.00	\$0.00	0.0%
1997	\$0.00	N/A	\$0.00	0.0%	\$0.00	\$0.00	\$0.00	0.0%
1998	\$0.00	N/A	\$0.00	0.0%	\$0.00	\$0.00	\$0.00	0.0%
1999	\$0.00	N/A	\$0.00	0.0%	\$0.00	\$0.00	\$0.00	0.0%
2000	\$0.00	N/A	\$0.00	0.0%	\$0.00	\$0.00	\$0.00	0.0%
2001	\$0.00	N/A	\$0.00	0.0%	\$0.00	\$0.00	\$0.00	0.0%
2002	\$0.00	N/A	\$0.00	0.0%	\$0.00	\$0.00	\$0.00	0.0%
2003	\$0.00	N/A	\$0.00	0.0%	\$0.00	\$0.00	\$0.00	0.0%
2004	\$0.00	N/A	\$0.00	0.0%	\$0.00	\$0.00	\$0.00	0.0%
2005	\$0.00	N/A	\$0.00	0.0%	\$0.00	\$0.00	\$0.00	0.0%
2006	\$0.00	N/A	\$0.00	0.0%	\$0.00	\$0.00	\$0.00	0.0%
2007	\$0.00	N/A	\$0.00	0.0%	\$0.00	\$0.00	\$0.00	0.0%
2008	\$36,000.00	N/A	\$36,000.00	100.0%	\$36,000.00	\$0.00	\$36,000.00	100.0%
2009	\$0.00	N/A	\$0.00	0.0%	\$0.00	\$0.00	\$0.00	0.0%
2010	\$0.00	N/A	\$0.00	0.0%	\$0.00	\$0.00	\$0.00	0.0%
2011	\$0.00	N/A	\$0.00	0.0%	\$0.00	\$0.00	\$0.00	0.0%
2012	\$0.00	\$0.00	\$0.00	0.0%	\$0.00	\$0.00	\$0.00	0.0%
2013	\$0.00	\$0.00	\$0.00	0.0%	\$0.00	\$0.00	\$0.00	0.0%
2014	\$0.00	\$0.00	\$0.00	0.0%	\$0.00	\$0.00	\$0.00	0.0%
Total	\$36,000.00	\$0.00	\$36,000.00	100.0%	\$36,000.00	\$0.00	\$36,000.00	100.0%



**Status of HOME Grants
 JOLIET**

IDIS - PR27

Program Income for Administration (PA)

Program Year	Authorized Amount	Amount Committed to Activities	% Committed	Net Disbursed	Disbursed Pending Approval	Total Disbursed	% Disbursed
2012	\$0.00	\$0.00	0.0%	\$0.00	\$0.00	\$0.00	0.0%
2013	\$0.00	\$0.00	0.0%	\$0.00	\$0.00	\$0.00	0.0%
2014	\$0.00	\$0.00	0.0%	\$0.00	\$0.00	\$0.00	0.0%
Total	\$0.00	\$0.00	0.0%	\$0.00	\$0.00	\$0.00	0.0%



U.S. Department of Housing and Urban Development
Office of Community Planning and Development
Integrated Disbursement and Information System
Status of HOME Grants
JOLIET

DATE: 02-26-15
TIME: 15:07
PAGE: 4

IDIS - PR27

Recaptured Homebuyer Funds (HP)

Program Year	Total Receipts	Amount Committed to Activities	% Committed	Net Disbursed	Disbursed Pending Approval	Total Disbursed	% Disbursed
2015	\$0.00	\$0.00	0.00%	\$0.00	\$0.00	\$0.00	0.00%
Total	\$0.00	\$0.00	0.00%	\$0.00	\$0.00	\$0.00	0.00%



U.S. Department of Housing and Urban Development
 Office of Community Planning and Development
 Integrated Disbursement and Information System
Status of HOME Grants
JOLIET

DATE: 02-26-15
 TIME: 15:07
 PAGE: 5

IDIS - PR27

Repayments to Local Account (IU)

Program Year	Total Receipts	Amount Committed to Activities	% Committed	Net Disbursed	Disbursed Pending Approval	Total Disbursed	% Disbursed
2015	\$0.00	\$0.00	0.00%	\$0.00	\$0.00	\$0.00	0.00%
Total	\$0.00	\$0.00	0.00%	\$0.00	\$0.00	\$0.00	0.00%



**Status of HOME Grants
 JOLIET**

IDIS - PR27

Disbursements from Treasury Account

Fiscal Year	Total Authorization	Disbursed	Returned	Net Disbursed	Disbursed Pending Approval	Total Disbursed	% Disb	Available to Disburse
1994	\$615,500.00	\$615,500.00	\$0.00	\$615,500.00	\$0.00	\$615,500.00	100.0%	\$0.00
1995	\$421,000.00	\$421,000.00	\$0.00	\$421,000.00	\$0.00	\$421,000.00	100.0%	\$0.00
1996	\$411,000.00	\$411,000.00	\$0.00	\$411,000.00	\$0.00	\$411,000.00	100.0%	\$0.00
1997	\$403,000.00	\$403,000.00	\$0.00	\$403,000.00	\$0.00	\$403,000.00	100.0%	\$0.00
1998	\$430,000.00	\$430,000.00	\$0.00	\$430,000.00	\$0.00	\$430,000.00	100.0%	\$0.00
1999	\$464,000.00	\$464,000.00	\$0.00	\$464,000.00	\$0.00	\$464,000.00	100.0%	\$0.00
2000	\$466,000.00	\$466,000.00	\$0.00	\$466,000.00	\$0.00	\$466,000.00	100.0%	\$0.00
2001	\$517,000.00	\$517,000.00	\$0.00	\$517,000.00	\$0.00	\$517,000.00	100.0%	\$0.00
2002	\$516,000.00	\$516,000.00	\$0.00	\$516,000.00	\$0.00	\$516,000.00	100.0%	\$0.00
2003	\$515,198.00	\$515,198.00	\$0.00	\$515,198.00	\$0.00	\$515,198.00	100.0%	\$0.00
2004	\$514,427.00	\$514,427.00	\$0.00	\$514,427.00	\$0.00	\$514,427.00	100.0%	\$0.00
2005	\$494,198.00	\$494,198.00	\$0.00	\$494,198.00	\$0.00	\$494,198.00	100.0%	\$0.00
2006	\$464,172.00	\$464,172.00	\$0.00	\$464,172.00	\$0.00	\$464,172.00	100.0%	\$0.00
2007	\$463,120.00	\$463,120.00	\$0.00	\$463,120.00	\$0.00	\$463,120.00	100.0%	\$0.00
2008	\$445,197.00	\$445,197.00	\$0.00	\$445,197.00	\$0.00	\$445,197.00	100.0%	\$0.00
2009	\$496,452.00	\$496,452.00	\$0.00	\$496,452.00	\$0.00	\$496,452.00	100.0%	\$0.00
2010	\$496,821.00	\$307,215.56	\$0.00	\$307,215.56	\$0.00	\$307,215.56	61.8%	\$189,605.44
2011	\$443,814.00	\$0.00	\$0.00	\$0.00	\$0.00	\$0.00	0.0%	\$443,814.00
2012	\$375,870.00	\$0.00	\$0.00	\$0.00	\$0.00	\$0.00	0.0%	\$375,870.00
2013	\$377,300.00	\$0.00	\$0.00	\$0.00	\$0.00	\$0.00	0.0%	\$377,300.00
2014	\$383,602.00	\$0.00	\$0.00	\$0.00	\$0.00	\$0.00	0.0%	\$383,602.00
Total	\$9,713,671.00	\$7,943,479.56	\$0.00	\$7,943,479.56	\$0.00	\$7,943,479.56	81.7%	\$1,770,191.44



**Status of HOME Grants
 JOLIET**

IDIS - PR27

Home Activities Commitments/Disbursements from Treasury Account

Fiscal Year	Authorized for Activities	Amount Committed to Activities	% Cmtd	Disbursed	Returned	Net Disbursed	% Net Disb	Disbursed Pending Approval	Total Disbursed	% Disb
1994	\$615,500.00	\$615,500.00	100.0%	\$615,500.00	\$0.00	\$615,500.00	100.0%	\$0.00	\$615,500.00	100.0%
1995	\$421,000.00	\$421,000.00	100.0%	\$421,000.00	\$0.00	\$421,000.00	100.0%	\$0.00	\$421,000.00	100.0%
1996	\$411,000.00	\$411,000.00	100.0%	\$411,000.00	\$0.00	\$411,000.00	100.0%	\$0.00	\$411,000.00	100.0%
1997	\$403,000.00	\$403,000.00	100.0%	\$403,000.00	\$0.00	\$403,000.00	100.0%	\$0.00	\$403,000.00	100.0%
1998	\$430,000.00	\$430,000.00	100.0%	\$430,000.00	\$0.00	\$430,000.00	100.0%	\$0.00	\$430,000.00	100.0%
1999	\$417,600.00	\$417,600.00	100.0%	\$417,600.00	\$0.00	\$417,600.00	100.0%	\$0.00	\$417,600.00	100.0%
2000	\$419,500.00	\$419,500.00	100.0%	\$419,500.00	\$0.00	\$419,500.00	100.0%	\$0.00	\$419,500.00	100.0%
2001	\$465,300.00	\$465,300.00	100.0%	\$465,300.00	\$0.00	\$465,300.00	100.0%	\$0.00	\$465,300.00	100.0%
2002	\$464,400.00	\$464,400.00	100.0%	\$464,400.00	\$0.00	\$464,400.00	100.0%	\$0.00	\$464,400.00	100.0%
2003	\$463,678.20	\$463,678.20	100.0%	\$463,678.20	\$0.00	\$463,678.20	100.0%	\$0.00	\$463,678.20	100.0%
2004	\$462,984.30	\$462,984.30	100.0%	\$462,984.30	\$0.00	\$462,984.30	100.0%	\$0.00	\$462,984.30	100.0%
2005	\$444,778.20	\$444,778.20	100.0%	\$444,778.20	\$0.00	\$444,778.20	100.0%	\$0.00	\$444,778.20	100.0%
2006	\$417,754.80	\$417,754.80	100.0%	\$417,754.80	\$0.00	\$417,754.80	100.0%	\$0.00	\$417,754.80	100.0%
2007	\$416,808.00	\$416,808.00	100.0%	\$416,808.00	\$0.00	\$416,808.00	100.0%	\$0.00	\$416,808.00	100.0%
2008	\$400,677.30	\$400,677.30	100.0%	\$400,677.30	\$0.00	\$400,677.30	100.0%	\$0.00	\$400,677.30	100.0%
2009	\$446,806.80	\$446,806.80	100.0%	\$446,806.80	\$0.00	\$446,806.80	100.0%	\$0.00	\$446,806.80	100.0%
2010	\$447,138.90	\$257,533.46	57.5%	\$257,533.46	\$0.00	\$257,533.46	57.5%	\$0.00	\$257,533.46	57.5%
2011	\$399,432.60	\$0.00	0.0%	\$0.00	\$0.00	\$0.00	0.0%	\$0.00	\$0.00	0.0%
2012	\$338,283.00	\$0.00	0.0%	\$0.00	\$0.00	\$0.00	0.0%	\$0.00	\$0.00	0.0%
2013	\$339,570.00	\$0.00	0.0%	\$0.00	\$0.00	\$0.00	0.0%	\$0.00	\$0.00	0.0%
2014	\$345,241.80	\$0.00	0.0%	\$0.00	\$0.00	\$0.00	0.0%	\$0.00	\$0.00	0.0%
Total	\$8,970,453.90	\$7,358,321.06	82.0%	\$7,358,321.06	\$0.00	\$7,358,321.06	82.0%	\$0.00	\$7,358,321.06	82.0%



**Status of HOME Grants
 JOLIET**

IDIS - PR27

Administrative Funds (AD)

Fiscal Year	Authorized Amount	Amount Committed	% Auth Cmtd	Balance to Commit	Total Disbursed	% Auth Disb	Available to Disburse
1994	\$0.00	\$0.00	0.0%	\$0.00	\$0.00	0.0%	\$0.00
1995	\$0.00	\$0.00	0.0%	\$0.00	\$0.00	0.0%	\$0.00
1996	\$0.00	\$0.00	0.0%	\$0.00	\$0.00	0.0%	\$0.00
1997	\$0.00	\$0.00	0.0%	\$0.00	\$0.00	0.0%	\$0.00
1998	\$0.00	\$0.00	0.0%	\$0.00	\$0.00	0.0%	\$0.00
1999	\$46,400.00	\$46,400.00	100.0%	\$0.00	\$46,400.00	100.0%	\$0.00
2000	\$46,500.00	\$46,500.00	100.0%	\$0.00	\$46,500.00	100.0%	\$0.00
2001	\$51,700.00	\$51,700.00	100.0%	\$0.00	\$51,700.00	100.0%	\$0.00
2002	\$51,600.00	\$51,600.00	100.0%	\$0.00	\$51,600.00	100.0%	\$0.00
2003	\$51,519.80	\$51,519.80	100.0%	\$0.00	\$51,519.80	100.0%	\$0.00
2004	\$51,442.70	\$51,442.70	100.0%	\$0.00	\$51,442.70	100.0%	\$0.00
2005	\$49,419.80	\$49,419.80	100.0%	\$0.00	\$49,419.80	100.0%	\$0.00
2006	\$46,417.20	\$46,417.20	100.0%	\$0.00	\$46,417.20	100.0%	\$0.00
2007	\$46,312.00	\$46,312.00	100.0%	\$0.00	\$46,312.00	100.0%	\$0.00
2008	\$44,519.70	\$44,519.70	100.0%	\$0.00	\$44,519.70	100.0%	\$0.00
2009	\$49,645.20	\$49,645.20	100.0%	\$0.00	\$49,645.20	100.0%	\$0.00
2010	\$49,682.10	\$49,682.10	100.0%	\$0.00	\$49,682.10	100.0%	\$0.00
2011	\$44,381.40	\$0.00	0.0%	\$44,381.40	\$0.00	0.0%	\$44,381.40
2012	\$37,587.00	\$0.00	0.0%	\$37,587.00	\$0.00	0.0%	\$37,587.00
2013	\$37,730.00	\$0.00	0.0%	\$37,730.00	\$0.00	0.0%	\$37,730.00
2014	\$38,360.20	\$0.00	0.0%	\$38,360.20	\$0.00	0.0%	\$38,360.20
Total	\$743,217.10	\$585,158.50	78.7%	\$158,058.60	\$585,158.50	78.7%	\$158,058.60



U.S. Department of Housing and Urban Development
 Office of Community Planning and Development
 Integrated Disbursement and Information System

DATE: 02-26-15
 TIME: 15:07
 PAGE: 9

**Status of HOME Grants
 JOLIET**

IDIS - PR27

CHDO Operating Funds (CO)

Fiscal Year	Authorized Amount	Amount Committed	% Auth Cmtd	Balance to Commit	Total Disbursed	% Auth Disb	Available to Disburse
1994	\$0.00	\$0.00	0.0%	\$0.00	\$0.00	0.0%	\$0.00
1995	\$0.00	\$0.00	0.0%	\$0.00	\$0.00	0.0%	\$0.00
1996	\$0.00	\$0.00	0.0%	\$0.00	\$0.00	0.0%	\$0.00
1997	\$0.00	\$0.00	0.0%	\$0.00	\$0.00	0.0%	\$0.00
1998	\$0.00	\$0.00	0.0%	\$0.00	\$0.00	0.0%	\$0.00
1999	\$0.00	\$0.00	0.0%	\$0.00	\$0.00	0.0%	\$0.00
2000	\$0.00	\$0.00	0.0%	\$0.00	\$0.00	0.0%	\$0.00
2001	\$0.00	\$0.00	0.0%	\$0.00	\$0.00	0.0%	\$0.00
2002	\$0.00	\$0.00	0.0%	\$0.00	\$0.00	0.0%	\$0.00
2003	\$0.00	\$0.00	0.0%	\$0.00	\$0.00	0.0%	\$0.00
2004	\$0.00	\$0.00	0.0%	\$0.00	\$0.00	0.0%	\$0.00
2005	\$0.00	\$0.00	0.0%	\$0.00	\$0.00	0.0%	\$0.00
2006	\$0.00	\$0.00	0.0%	\$0.00	\$0.00	0.0%	\$0.00
2007	\$0.00	\$0.00	0.0%	\$0.00	\$0.00	0.0%	\$0.00
2008	\$0.00	\$0.00	0.0%	\$0.00	\$0.00	0.0%	\$0.00
2009	\$0.00	\$0.00	0.0%	\$0.00	\$0.00	0.0%	\$0.00
2010	\$0.00	\$0.00	0.0%	\$0.00	\$0.00	0.0%	\$0.00
2011	\$0.00	\$0.00	0.0%	\$0.00	\$0.00	0.0%	\$0.00
2012	\$0.00	\$0.00	0.0%	\$0.00	\$0.00	0.0%	\$0.00
2013	\$0.00	\$0.00	0.0%	\$0.00	\$0.00	0.0%	\$0.00
2014	\$0.00	\$0.00	0.0%	\$0.00	\$0.00	0.0%	\$0.00
Total	\$0.00	\$0.00	0.0%	\$0.00	\$0.00	0.0%	\$0.00



U.S. Department of Housing and Urban Development
 Office of Community Planning and Development
 Integrated Disbursement and Information System
Status of HOME Grants
JOLIET

DATE: 02-26-15
 TIME: 15:07
 PAGE: 10

IDIS - PR27

CHDO Funds (CR)

Fiscal Year	CHDO Requirement	Authorized Amount	Amount Suballocated to CL/CC	Amount Subgranted to CHDOS	Balance to Subgrant	Funds Committed to Activities	% Subg Cmtd	Balance to Commit	Total Disbursed	% Subg Disb	Available to Disburse
1994	\$92,325.00	\$92,325.00	\$0.00	\$92,325.00	\$0.00	\$92,325.00	100.0%	\$0.00	\$92,325.00	100.0%	\$0.00
1995	\$63,150.00	\$311,000.00	\$0.00	\$311,000.00	\$0.00	\$311,000.00	100.0%	\$0.00	\$311,000.00	100.0%	\$0.00
1996	\$61,650.00	\$411,000.00	\$0.00	\$411,000.00	\$0.00	\$411,000.00	100.0%	\$0.00	\$411,000.00	100.0%	\$0.00
1997	\$60,450.00	\$60,450.00	\$0.00	\$60,450.00	\$0.00	\$60,450.00	100.0%	\$0.00	\$60,450.00	100.0%	\$0.00
1998	\$64,500.00	\$64,500.00	\$0.00	\$64,500.00	\$0.00	\$64,500.00	100.0%	\$0.00	\$64,500.00	100.0%	\$0.00
1999	\$69,600.00	\$69,600.00	\$0.00	\$69,600.00	\$0.00	\$69,600.00	100.0%	\$0.00	\$69,600.00	100.0%	\$0.00
2000	\$69,750.00	\$69,750.00	\$0.00	\$69,750.00	\$0.00	\$69,750.00	100.0%	\$0.00	\$69,750.00	100.0%	\$0.00
2001	\$77,550.00	\$77,550.00	\$0.00	\$77,550.00	\$0.00	\$77,550.00	100.0%	\$0.00	\$77,550.00	100.0%	\$0.00
2002	\$77,400.00	\$77,400.00	\$0.00	\$77,400.00	\$0.00	\$77,400.00	100.0%	\$0.00	\$77,400.00	100.0%	\$0.00
2003	\$77,279.70	\$372,389.46	\$0.00	\$372,389.46	\$0.00	\$372,389.46	100.0%	\$0.00	\$372,389.46	100.0%	\$0.00
2004	\$77,164.05	\$201,164.05	\$0.00	\$201,164.05	\$0.00	\$201,164.05	100.0%	\$0.00	\$201,164.05	100.0%	\$0.00
2005	\$74,129.70	\$80,000.00	\$0.00	\$80,000.00	\$0.00	\$80,000.00	100.0%	\$0.00	\$80,000.00	100.0%	\$0.00
2006	\$69,625.80	\$120,000.00	\$0.00	\$120,000.00	\$0.00	\$120,000.00	100.0%	\$0.00	\$120,000.00	100.0%	\$0.00
2007	\$69,468.00	\$80,000.00	\$0.00	\$80,000.00	\$0.00	\$80,000.00	100.0%	\$0.00	\$80,000.00	100.0%	\$0.00
2008	\$75,000.00	\$133,442.07	\$0.00	\$133,442.07	\$0.00	\$133,442.07	100.0%	\$0.00	\$133,442.07	100.0%	\$0.00
2009	\$74,467.80	\$74,467.80	\$0.00	\$74,467.80	\$0.00	\$74,467.80	100.0%	\$0.00	\$74,467.80	100.0%	\$0.00
2010	\$74,523.15	\$319,000.38	\$0.00	\$319,000.38	\$0.00	\$129,394.94	40.5%	\$189,605.44	\$129,394.94	40.5%	\$189,605.44
2011	\$66,572.10	\$66,572.10	\$0.00	\$0.00	\$66,572.10	\$0.00	0.0%	\$66,572.10	\$0.00	0.0%	\$66,572.10
2012	\$56,380.50	\$56,380.50	\$0.00	\$0.00	\$56,380.50	\$0.00	0.0%	\$56,380.50	\$0.00	0.0%	\$56,380.50
2013	\$56,595.00	\$56,595.00	\$0.00	\$0.00	\$56,595.00	\$0.00	0.0%	\$56,595.00	\$0.00	0.0%	\$56,595.00
2014	\$57,540.30	\$57,540.30	\$0.00	\$0.00	\$57,540.30	\$0.00	0.0%	\$57,540.30	\$0.00	0.0%	\$57,540.30
Total	\$1,465,121.10	\$2,851,126.66	\$0.00	\$2,614,038.76	\$237,087.90	\$2,424,433.32	92.7%	\$426,693.34	\$2,424,433.32	92.7%	\$426,693.34



U.S. Department of Housing and Urban Development
 Office of Community Planning and Development
 Integrated Disbursement and Information System
Status of HOME Grants
JOLIET

DATE: 02-26-15
 TIME: 15:07
 PAGE: 11

IDIS - PR27

CHDO Loans (CL)

Fiscal Year	Authorized Amount	Amount Subgranted	Amount Committed	% Auth Cmtd	Balance to Commit	Total Disbursed	% Auth Disb	Available to Disburse
1994	\$0.00	\$0.00	\$0.00	0.0%	\$0.00	\$0.00	0.0%	\$0.00
1995	\$0.00	\$0.00	\$0.00	0.0%	\$0.00	\$0.00	0.0%	\$0.00
1996	\$0.00	\$0.00	\$0.00	0.0%	\$0.00	\$0.00	0.0%	\$0.00
1997	\$0.00	\$0.00	\$0.00	0.0%	\$0.00	\$0.00	0.0%	\$0.00
1998	\$0.00	\$0.00	\$0.00	0.0%	\$0.00	\$0.00	0.0%	\$0.00
1999	\$0.00	\$0.00	\$0.00	0.0%	\$0.00	\$0.00	0.0%	\$0.00
2000	\$0.00	\$0.00	\$0.00	0.0%	\$0.00	\$0.00	0.0%	\$0.00
2001	\$0.00	\$0.00	\$0.00	0.0%	\$0.00	\$0.00	0.0%	\$0.00
2002	\$0.00	\$0.00	\$0.00	0.0%	\$0.00	\$0.00	0.0%	\$0.00
2003	\$0.00	\$0.00	\$0.00	0.0%	\$0.00	\$0.00	0.0%	\$0.00
2004	\$0.00	\$0.00	\$0.00	0.0%	\$0.00	\$0.00	0.0%	\$0.00
2005	\$0.00	\$0.00	\$0.00	0.0%	\$0.00	\$0.00	0.0%	\$0.00
2006	\$0.00	\$0.00	\$0.00	0.0%	\$0.00	\$0.00	0.0%	\$0.00
2007	\$0.00	\$0.00	\$0.00	0.0%	\$0.00	\$0.00	0.0%	\$0.00
2008	\$0.00	\$0.00	\$0.00	0.0%	\$0.00	\$0.00	0.0%	\$0.00
2009	\$0.00	\$0.00	\$0.00	0.0%	\$0.00	\$0.00	0.0%	\$0.00
2010	\$0.00	\$0.00	\$0.00	0.0%	\$0.00	\$0.00	0.0%	\$0.00
2011	\$0.00	\$0.00	\$0.00	0.0%	\$0.00	\$0.00	0.0%	\$0.00
2012	\$0.00	\$0.00	\$0.00	0.0%	\$0.00	\$0.00	0.0%	\$0.00
2013	\$0.00	\$0.00	\$0.00	0.0%	\$0.00	\$0.00	0.0%	\$0.00
2014	\$0.00	\$0.00	\$0.00	0.0%	\$0.00	\$0.00	0.0%	\$0.00
Total	\$0.00	\$0.00	\$0.00	0.0%	\$0.00	\$0.00	0.0%	\$0.00



U.S. Department of Housing and Urban Development
 Office of Community Planning and Development
 Integrated Disbursement and Information System

DATE: 02-26-15
 TIME: 15:07
 PAGE: 12

**Status of HOME Grants
 JOLIET**

IDIS - PR27

CHDO Capacity (CC)

Fiscal Year	Authorized Amount	Amount Subgranted	Amount Committed	% Auth Cmtd	Balance to Commit	Total Disbursed	% Auth Disb	Available to Disburse
1994	\$0.00	\$0.00	\$0.00	0.0%	\$0.00	\$0.00	0.0%	\$0.00
1995	\$0.00	\$0.00	\$0.00	0.0%	\$0.00	\$0.00	0.0%	\$0.00
1996	\$0.00	\$0.00	\$0.00	0.0%	\$0.00	\$0.00	0.0%	\$0.00
1997	\$0.00	\$0.00	\$0.00	0.0%	\$0.00	\$0.00	0.0%	\$0.00
1998	\$0.00	\$0.00	\$0.00	0.0%	\$0.00	\$0.00	0.0%	\$0.00
1999	\$0.00	\$0.00	\$0.00	0.0%	\$0.00	\$0.00	0.0%	\$0.00
2000	\$0.00	\$0.00	\$0.00	0.0%	\$0.00	\$0.00	0.0%	\$0.00
2001	\$0.00	\$0.00	\$0.00	0.0%	\$0.00	\$0.00	0.0%	\$0.00
2002	\$0.00	\$0.00	\$0.00	0.0%	\$0.00	\$0.00	0.0%	\$0.00
2003	\$0.00	\$0.00	\$0.00	0.0%	\$0.00	\$0.00	0.0%	\$0.00
2004	\$0.00	\$0.00	\$0.00	0.0%	\$0.00	\$0.00	0.0%	\$0.00
2005	\$0.00	\$0.00	\$0.00	0.0%	\$0.00	\$0.00	0.0%	\$0.00
2006	\$0.00	\$0.00	\$0.00	0.0%	\$0.00	\$0.00	0.0%	\$0.00
2007	\$0.00	\$0.00	\$0.00	0.0%	\$0.00	\$0.00	0.0%	\$0.00
2008	\$0.00	\$0.00	\$0.00	0.0%	\$0.00	\$0.00	0.0%	\$0.00
2009	\$0.00	\$0.00	\$0.00	0.0%	\$0.00	\$0.00	0.0%	\$0.00
2010	\$0.00	\$0.00	\$0.00	0.0%	\$0.00	\$0.00	0.0%	\$0.00
2011	\$0.00	\$0.00	\$0.00	0.0%	\$0.00	\$0.00	0.0%	\$0.00
2012	\$0.00	\$0.00	\$0.00	0.0%	\$0.00	\$0.00	0.0%	\$0.00
2013	\$0.00	\$0.00	\$0.00	0.0%	\$0.00	\$0.00	0.0%	\$0.00
2014	\$0.00	\$0.00	\$0.00	0.0%	\$0.00	\$0.00	0.0%	\$0.00
Total	\$0.00	\$0.00	\$0.00	0.0%	\$0.00	\$0.00	0.0%	\$0.00



U.S. Department of Housing and Urban Development
 Office of Community Planning and Development
 Integrated Disbursement and Information System
Status of HOME Grants
JOLIET

DATE: 02-26-15
 TIME: 15:07
 PAGE: 13

IDIS - PR27

Reservations to State Recipients and Sub-recipients (SU)

Fiscal Year	Authorized Amount	Amount Subgranted to Other Entities	Amount Committed	% Auth Cmtd	Balance to Commit	Total Disbursed	% Auth Disb	Available to Disburse
1994	\$0.00	\$0.00	\$0.00	0.0%	\$0.00	\$0.00	0.0%	\$0.00
1995	\$0.00	\$0.00	\$0.00	0.0%	\$0.00	\$0.00	0.0%	\$0.00
1996	\$0.00	\$0.00	\$0.00	0.0%	\$0.00	\$0.00	0.0%	\$0.00
1997	\$0.00	\$0.00	\$0.00	0.0%	\$0.00	\$0.00	0.0%	\$0.00
1998	\$0.00	\$0.00	\$0.00	0.0%	\$0.00	\$0.00	0.0%	\$0.00
1999	\$0.00	\$0.00	\$0.00	0.0%	\$0.00	\$0.00	0.0%	\$0.00
2000	\$0.00	\$0.00	\$0.00	0.0%	\$0.00	\$0.00	0.0%	\$0.00
2001	\$0.00	\$0.00	\$0.00	0.0%	\$0.00	\$0.00	0.0%	\$0.00
2002	\$0.00	\$0.00	\$0.00	0.0%	\$0.00	\$0.00	0.0%	\$0.00
2003	\$0.00	\$0.00	\$0.00	0.0%	\$0.00	\$0.00	0.0%	\$0.00
2004	\$0.00	\$0.00	\$0.00	0.0%	\$0.00	\$0.00	0.0%	\$0.00
2005	\$0.00	\$0.00	\$0.00	0.0%	\$0.00	\$0.00	0.0%	\$0.00
2006	\$0.00	\$0.00	\$0.00	0.0%	\$0.00	\$0.00	0.0%	\$0.00
2007	\$0.00	\$0.00	\$0.00	0.0%	\$0.00	\$0.00	0.0%	\$0.00
2008	\$0.00	\$0.00	\$0.00	0.0%	\$0.00	\$0.00	0.0%	\$0.00
2009	\$0.00	\$0.00	\$0.00	0.0%	\$0.00	\$0.00	0.0%	\$0.00
2010	\$0.00	\$0.00	\$0.00	0.0%	\$0.00	\$0.00	0.0%	\$0.00
2011	\$0.00	\$0.00	\$0.00	0.0%	\$0.00	\$0.00	0.0%	\$0.00
2012	\$0.00	\$0.00	\$0.00	0.0%	\$0.00	\$0.00	0.0%	\$0.00
2013	\$0.00	\$0.00	\$0.00	0.0%	\$0.00	\$0.00	0.0%	\$0.00
2014	\$0.00	\$0.00	\$0.00	0.0%	\$0.00	\$0.00	0.0%	\$0.00
Total	\$0.00	\$0.00	\$0.00	0.0%	\$0.00	\$0.00	0.0%	\$0.00



U.S. Department of Housing and Urban Development
 Office of Community Planning and Development
 Integrated Disbursement and Information System
**Status of HOME Grants
 JOLIET**

DATE: 02-26-15
 TIME: 15:07
 PAGE: 14

IDIS - PR27

Total Program Funds

Fiscal Year	Total Authorization	Local Account Funds	Committed Amount	Net Disbursed for Activities	Net Disbursed for Admin/CHDO OP	Net Disbursed	Disbursed Pending Approval	Total Disbursed	Available to Disburse
1994	\$615,500.00	\$0.00	\$615,500.00	\$615,500.00	\$0.00	\$615,500.00	\$0.00	\$615,500.00	\$0.00
1995	\$421,000.00	\$0.00	\$421,000.00	\$421,000.00	\$0.00	\$421,000.00	\$0.00	\$421,000.00	\$0.00
1996	\$411,000.00	\$0.00	\$411,000.00	\$411,000.00	\$0.00	\$411,000.00	\$0.00	\$411,000.00	\$0.00
1997	\$403,000.00	\$0.00	\$403,000.00	\$403,000.00	\$0.00	\$403,000.00	\$0.00	\$403,000.00	\$0.00
1998	\$430,000.00	\$0.00	\$430,000.00	\$430,000.00	\$0.00	\$430,000.00	\$0.00	\$430,000.00	\$0.00
1999	\$464,000.00	\$0.00	\$417,600.00	\$417,600.00	\$46,400.00	\$464,000.00	\$0.00	\$464,000.00	\$0.00
2000	\$466,000.00	\$0.00	\$419,500.00	\$419,500.00	\$46,500.00	\$466,000.00	\$0.00	\$466,000.00	\$0.00
2001	\$517,000.00	\$0.00	\$465,300.00	\$465,300.00	\$51,700.00	\$517,000.00	\$0.00	\$517,000.00	\$0.00
2002	\$516,000.00	\$0.00	\$464,400.00	\$464,400.00	\$51,600.00	\$516,000.00	\$0.00	\$516,000.00	\$0.00
2003	\$515,198.00	\$0.00	\$463,678.20	\$463,678.20	\$51,519.80	\$515,198.00	\$0.00	\$515,198.00	\$0.00
2004	\$514,427.00	\$0.00	\$462,984.30	\$462,984.30	\$51,442.70	\$514,427.00	\$0.00	\$514,427.00	\$0.00
2005	\$494,198.00	\$0.00	\$444,778.20	\$444,778.20	\$49,419.80	\$494,198.00	\$0.00	\$494,198.00	\$0.00
2006	\$464,172.00	\$0.00	\$417,754.80	\$417,754.80	\$46,417.20	\$464,172.00	\$0.00	\$464,172.00	\$0.00
2007	\$463,120.00	\$0.00	\$416,808.00	\$416,808.00	\$46,312.00	\$463,120.00	\$0.00	\$463,120.00	\$0.00
2008	\$445,197.00	\$36,000.00	\$436,677.30	\$436,677.30	\$44,519.70	\$481,197.00	\$0.00	\$481,197.00	\$0.00
2009	\$496,452.00	\$0.00	\$446,806.80	\$446,806.80	\$49,645.20	\$496,452.00	\$0.00	\$496,452.00	\$0.00
2010	\$496,821.00	\$0.00	\$257,533.46	\$257,533.46	\$49,682.10	\$307,215.56	\$0.00	\$307,215.56	\$189,605.44
2011	\$443,814.00	\$0.00	\$0.00	\$0.00	\$0.00	\$0.00	\$0.00	\$0.00	\$443,814.00
2012	\$375,870.00	\$0.00	\$0.00	\$0.00	\$0.00	\$0.00	\$0.00	\$0.00	\$375,870.00
2013	\$377,300.00	\$0.00	\$0.00	\$0.00	\$0.00	\$0.00	\$0.00	\$0.00	\$377,300.00
2014	\$383,602.00	\$0.00	\$0.00	\$0.00	\$0.00	\$0.00	\$0.00	\$0.00	\$383,602.00
Total	\$9,713,671.00	\$36,000.00	\$7,394,321.06	\$7,394,321.06	\$585,158.50	\$7,979,479.56	\$0.00	\$7,979,479.56	\$1,770,191.44



**Status of HOME Grants
 JOLIET**

IDIS - PR27

Total Program Percent

Fiscal Year	Total Authorization	Local Account Funds	% Committed for Activities	% Disb for Activities	% Disb for Admin/CHDO OP	% Net Disbursed	% Disbursed Pending Approval	% Total Disbursed	% Available to Disburse
1994	\$615,500.00	\$0.00	100.0%	100.0%	0.0%	100.0%	0.0%	100.0%	0.0%
1995	\$421,000.00	\$0.00	100.0%	100.0%	0.0%	100.0%	0.0%	100.0%	0.0%
1996	\$411,000.00	\$0.00	100.0%	100.0%	0.0%	100.0%	0.0%	100.0%	0.0%
1997	\$403,000.00	\$0.00	100.0%	100.0%	0.0%	100.0%	0.0%	100.0%	0.0%
1998	\$430,000.00	\$0.00	100.0%	100.0%	0.0%	100.0%	0.0%	100.0%	0.0%
1999	\$464,000.00	\$0.00	90.0%	90.0%	10.0%	100.0%	0.0%	100.0%	0.0%
2000	\$466,000.00	\$0.00	90.0%	90.0%	9.9%	100.0%	0.0%	100.0%	0.0%
2001	\$517,000.00	\$0.00	90.0%	90.0%	10.0%	100.0%	0.0%	100.0%	0.0%
2002	\$516,000.00	\$0.00	90.0%	90.0%	10.0%	100.0%	0.0%	100.0%	0.0%
2003	\$515,196.00	\$0.00	90.0%	90.0%	10.0%	100.0%	0.0%	100.0%	0.0%
2004	\$514,427.00	\$0.00	90.0%	90.0%	9.9%	100.0%	0.0%	100.0%	0.0%
2005	\$494,196.00	\$0.00	90.0%	90.0%	10.0%	100.0%	0.0%	100.0%	0.0%
2006	\$464,172.00	\$0.00	90.0%	90.0%	9.9%	100.0%	0.0%	100.0%	0.0%
2007	\$463,120.00	\$0.00	90.0%	90.0%	10.0%	100.0%	0.0%	100.0%	0.0%
2008	\$445,197.00	\$36,000.00	90.7%	90.7%	9.9%	100.0%	0.0%	100.0%	0.0%
2009	\$496,452.00	\$0.00	90.0%	90.0%	9.9%	100.0%	0.0%	100.0%	0.0%
2010	\$496,821.00	\$0.00	51.8%	51.8%	9.9%	61.8%	0.0%	61.8%	38.1%
2011	\$443,814.00	\$0.00	0.0%	0.0%	0.0%	0.0%	0.0%	0.0%	100.0%
2012	\$375,870.00	\$0.00	0.0%	0.0%	0.0%	0.0%	0.0%	0.0%	100.0%
2013	\$377,300.00	\$0.00	0.0%	0.0%	0.0%	0.0%	0.0%	0.0%	100.0%
2014	\$383,602.00	\$0.00	0.0%	0.0%	0.0%	0.0%	0.0%	0.0%	100.0%
Total	\$9,713,671.00	\$36,000.00	75.8%	75.8%	6.0%	81.8%	0.0%	81.8%	18.1%

APPENDIX L: PR33 HOME MATCHING LIABILITY REPORT

U.S. Department of Housing and Urban Development
 Office of Community Planning and Development
 Integrated Disbursement and Information System
 Home Matching Liability Report

JOLIET, IL

Fiscal Year	Match Percent	Total Disbursements	Disbursements Requiring Match	Match Liability Amount
1997	25.0%	\$657,452.46	\$657,452.46	\$164,363.11
1998	25.0%	\$252,339.02	\$252,339.02	\$63,084.75
1999	25.0%	\$132,590.00	\$132,590.00	\$33,147.50
2000	25.0%	\$329,116.40	\$329,116.40	\$82,279.10
2001	25.0%	\$265,846.75	\$265,846.75	\$66,461.68
2002	25.0%	\$1,241,859.00	\$1,241,859.00	\$310,464.75
2003	25.0%	\$357,310.00	\$161,110.00	\$40,277.50
2004	25.0%	\$250,120.58	\$250,120.58	\$62,530.14
2005	25.0%	\$499,442.50	\$396,500.00	\$99,125.00
2006	25.0%	\$314,857.00	\$219,000.00	\$54,750.00
2007	25.0%	\$200,000.00	\$200,000.00	\$50,000.00
2008	25.0%	\$1,837,631.60	\$1,746,799.90	\$436,699.97
2009	25.0%	\$153,950.10	\$153,950.10	\$38,487.52
2010	25.0%	\$124,645.20	\$75,000.00	\$18,750.00
2011	25.0%	\$109,682.10	\$60,000.00	\$15,000.00
2012	25.0%	\$341,413.51	\$341,413.51	\$85,353.37
2013	25.0%	\$128,586.49	\$128,586.49	\$32,146.62

IDIS - PR33

U.S. Department of Housing and Urban Development
Office of Community Planning and Development
Integrated Disbursement and Information System
Home Matching Liability Report

DATE: 02-26-15
TIME: 18:14
PAGE: 2

2014	25.0 %	\$154,467.80	\$154,467.80	\$38,616.95
------	--------	--------------	--------------	-------------

APPENDIX M: PR83 CDBG PERFORMANCE MEASURES REPORT

Public Facilities and Infrastructure

	Create Suitable Living			Provide Decent Housing			Create Economic Opportunities			Total
	Access	Afford	Sustain	Access	Afford	Sustain	Access	Afford	Sustain	

Number of Persons Assisted										
with new access to a facility	0	0	0	0	0	0	0	0	0	0
with improved access to a facility	0	0	0	0	0	0	0	0	0	0
with access to a facility that is no longer substandard	0	0	0	0	0	0	0	0	0	0
Totals :	0	0	0	0	0	0	0	0	0	0

Number of Households Assisted

with new access to a facility	0	0	0	0	0	0	0	0	0	0
with improved access to a facility	0	0	0	0	0	0	0	0	0	0
with access to a facility that is no longer substandard	0	0	0	0	0	0	0	0	0	0
Totals :	0	0	0	0	0	0	0	0	0	0

Public Services

	Create Suitable Living			Provide Decent Housing			Create Economic Opportunities			Total
	Access	Afford	Sustain	Access	Afford	Sustain	Access	Afford	Sustain	

Number of Persons Assisted										
with new (or continuing) access to a service	0	0	0	0	0	0	0	0	0	0
with improved (or continuing) access to a service	0	0	0	0	0	0	0	0	0	0
with new access to a service that is no longer substandard	0	0	0	0	0	0	0	0	0	0
Totals :	0	0	0	0	0	0	0	0	0	0

Public Services (continued)

	Create Suitable Living			Provide Decent Housing			Create Economic Opportunities			Total
	Access	Afford	Sustain	Access	Afford	Sustain	Access	Afford	Sustain	
Number of Households Assisted										
with new (or continuing) access to a service	0	0	0	0	0	0	0	0	0	0
with improved (or continuing) access to a service	0	0	0	0	0	0	0	0	0	0
with new access to a service that is no longer substandard	0	0	0	0	0	0	0	0	0	0
Totals :	0	0	0	0	0	0	0	0	0	0

Economic Development

	Create Suitable Living			Provide Decent Housing			Create Economic Opportunities			Total
	Access	Afford	Sustain	Access	Afford	Sustain	Access	Afford	Sustain	
Total Number of Businesses Assisted	0	0	0	0	0	0	0	0	0	0
Of Total										
New businesses assisted	0	0	0	0	0	0	0	0	0	0
Existing businesses assisted	0	0	0	0	0	0	0	0	0	0
Number of business facades/buildings rehabilitated	0	0	0	0	0	0	0	0	0	0
Assisted businesses that provide a good or service to service area/neighborhood/community	0	0	0	0	0	0	0	0	0	0
Total Number of Jobs Created	0	0	0	0	0	0	0	0	0	0
Types of Jobs Created										
Officials and Managers	0	0	0	0	0	0	0	0	0	0

Economic Development (continued)

	Create Suitable Living			Provide Decent Housing			Create Economic Opportunities			Total
	Access	Afford	Sustain	Access	Afford	Sustain	Access	Afford	Sustain	
Professional	0	0	0	0	0	0	0	0	0	0
Technicians	0	0	0	0	0	0	0	0	0	0
Sales	0	0	0	0	0	0	0	0	0	0
Office and Clerical	0	0	0	0	0	0	0	0	0	0
Craft Workers (skilled)	0	0	0	0	0	0	0	0	0	0
Operatives (semi-skilled)	0	0	0	0	0	0	0	0	0	0
Laborers (unskilled)	0	0	0	0	0	0	0	0	0	0
Service Workers	0	0	0	0	0	0	0	0	0	0
Of jobs created, number with employer sponsored health care benefits	0	0	0	0	0	0	0	0	0	0
Number unemployed prior to taking jobs	0	0	0	0	0	0	0	0	0	0
Total Number of Jobs Retained	0	0	0	0	0	0	0	0	0	0
Types of Jobs Retained										
Officials and Managers	0	0	0	0	0	0	0	0	0	0
Professional	0	0	0	0	0	0	0	0	0	0

Economic Development (continued)

	Create Suitable Living			Provide Decent Housing			Create Economic Opportunities			Total
	Access	Afford	Sustain	Access	Afford	Sustain	Access	Afford	Sustain	
Technicians	0	0	0	0	0	0	0	0	0	0
Sales	0	0	0	0	0	0	0	0	0	0
Office and Clerical	0	0	0	0	0	0	0	0	0	0
Craft Workers (skilled)	0	0	0	0	0	0	0	0	0	0
Operatives (semi-skilled)	0	0	0	0	0	0	0	0	0	0
Laborers (unskilled)	0	0	0	0	0	0	0	0	0	0
Service Workers	0	0	0	0	0	0	0	0	0	0
Of jobs retained, number with employer sponsored health care benefits	0	0	0	0	0	0	0	0	0	0
Acres of Brownfields Remediated	0	0	0	0	0	0	0	0	0	0

Rehabilitation of Rental Housing

	Create Suitable Living			Provide Decent Housing			Create Economic Opportunities			Total
	Access	Afford	Sustain	Access	Afford	Sustain	Access	Afford	Sustain	
Total LMH* units	0	0	0	0	0	0	0	0	0	0
Total SB*, URG units	0	0	0	0	0	0	0	0	0	0
Of Total, Number of Units Made 504 accessible	0	0	0	0	0	0	0	0	0	0
Brought from substandard to standard condition	0	0	0	0	0	0	0	0	0	0
Created through conversion of non-residential to residential buildings	0	0	0	0	0	0	0	0	0	0
Qualified as Energy Star	0	0	0	0	0	0	0	0	0	0
Brought to lead safety compliance	0	0	0	0	0	0	0	0	0	0
Affordable	0	0	0	0	0	0	0	0	0	0
Of Affordable Units										
Number subsidized by another federal, state, local program	0	0	0	0	0	0	0	0	0	0
Number occupied by elderly	0	0	0	0	0	0	0	0	0	0
Number of years of affordability	0	0	0	0	0	0	0	0	0	0
Average number of years of affordability per unit	0	0	0	0	0	0	0	0	0	0
Number designated for persons with HIV/AIDS	0	0	0	0	0	0	0	0	0	0

Rehabilitation of Rental Housing (continued)

	Create Suitable Living			Provide Decent Housing			Create Economic Opportunities			Total
	Access	Afford	Sustain	Access	Afford	Sustain	Access	Afford	Sustain	
Of those, number for the chronically homeless	0	0	0	0	0	0	0	0	0	0
Number of permanent housing units for homeless persons and families	0	0	0	0	0	0	0	0	0	0
Of those, number for the chronically homeless	0	0	0	0	0	0	0	0	0	0

Construction of Rental Housing

	Create Suitable Living			Provide Decent Housing			Create Economic Opportunities			Total
	Access	Afford	Sustain	Access	Afford	Sustain	Access	Afford	Sustain	
Total LMH* units	0	0	0	0	0	0	0	0	0	0
Total SB*, URG units	0	0	0	0	0	0	0	0	0	0
Of Total, Number of 504 accessible units	0	0	0	0	0	0	0	0	0	0
Units qualified as Energy Star	0	0	0	0	0	0	0	0	0	0
Affordable units	0	0	0	0	0	0	0	0	0	0
Of Affordable Units										
Number occupied by elderly	0	0	0	0	0	0	0	0	0	0
Years of affordability	0	0	0	0	0	0	0	0	0	0
Average number of years of affordability per unit	0	0	0	0	0	0	0	0	0	0

Construction of Rental Housing (continued)

	Create Suitable Living			Provide Decent Housing			Create Economic Opportunities			Total
	Access	Afford	Sustain	Access	Afford	Sustain	Access	Afford	Sustain	
Number subsidized with project based rental assistance by another federal, state, or local program	0	0	0	0	0	0	0	0	0	0
Number designated for persons with HIV/AIDS	0	0	0	0	0	0	0	0	0	0
Of those, the number for the chronically homeless	0	0	0	0	0	0	0	0	0	0
Number of permanent housing units for homeless persons and families	0	0	0	0	0	0	0	0	0	0
Of those, the number for the chronically homeless	0	0	0	0	0	0	0	0	0	0

Owner Occupied Housing Rehabilitation

	Create Suitable Living			Provide Decent Housing			Create Economic Opportunities			Total
	Access	Afford	Sustain	Access	Afford	Sustain	Access	Afford	Sustain	
Total LMH* units	0	0	0	0	0	0	0	0	0	0
Total SB*, URG units	0	0	0	0	0	0	0	0	0	0
Of Total, Number of Units Occupied by elderly	0	0	0	0	0	0	0	0	0	0
Brought from substandard to standard condition	0	0	0	0	0	0	0	0	0	0
Qualified as Energy Star	0	0	0	0	0	0	0	0	0	0
Brought to lead safety compliance	0	0	0	0	0	0	0	0	0	0
Made accessible	0	0	0	0	0	0	0	0	0	0

Homebuyer Assistance

	Create Suitable Living			Provide Decent Housing			Create Economic Opportunities			Total
	Access	Afford	Sustain	Access	Afford	Sustain	Access	Afford	Sustain	
Total Households Assisted	0	0	0	0	0	0	0	0	0	0
Of Total:										
Number of first-time homebuyers	0	0	0	0	0	0	0	0	0	0
Of those, number receiving housing counseling	0	0	0	0	0	0	0	0	0	0
Number of households receiving downpayment/closing costs assistance	0	0	0	0	0	0	0	0	0	0

Development of Homeowner Housing

	Create Suitable Living			Provide Decent Housing			Create Economic Opportunities			Total
	Access	Afford	Sustain	Access	Afford	Sustain	Access	Afford	Sustain	
Total LMH* units	0	0	0	0	0	0	0	0	0	0
Total SB*, URG units	0	0	0	0	0	0	0	0	0	0
Of Total, Number of Affordable units	0	0	0	0	0	0	0	0	0	0
Years of affordability	0	0	0	0	0	0	0	0	0	0
Average number of years of affordability per unit	0	0	0	0	0	0	0	0	0	0
Units qualified as Energy Star	0	0	0	0	0	0	0	0	0	0
504 accessible units	0	0	0	0	0	0	0	0	0	0
Units occupied by households previously living in subsidized housing	0	0	0	0	0	0	0	0	0	0
Of Affordable Units										
Number occupied by elderly	0	0	0	0	0	0	0	0	0	0
Number designated for persons with HIV/AIDS	0	0	0	0	0	0	0	0	0	0
Of those, number for the chronically homeless	0	0	0	0	0	0	0	0	0	0
Number of housing units for homeless persons and families	0	0	0	0	0	0	0	0	0	0
Of those, number for the chronically homeless	0	0	0	0	0	0	0	0	0	0

Housing Subsidies

	Create Suitable Living			Provide Decent Housing			Create Economic Opportunities			Total
	Access	Afford	Sustain	Access	Afford	Sustain	Access	Afford	Sustain	
Total Number of Households	0	0	0	0	0	0	0	0	0	0
Of Total:										
Number of households receiving short-term rental assistance (<= 3 months)	0	0	0	0	0	0	0	0	0	0
Number of households assisted that were previously homeless	0	0	0	0	0	0	0	0	0	0
Of those, number of chronically homeless households	0	0	0	0	0	0	0	0	0	0

Shelter for Homeless Persons

	Create Suitable Living			Provide Decent Housing			Create Economic Opportunities			Total
	Access	Afford	Sustain	Access	Afford	Sustain	Access	Afford	Sustain	
Number of beds created in overnight shelter/other emergency housing	0	0	0	0	0	0	0	0	0	0
Number of homeless persons given overnight shelter	0	0	0	0	0	0	0	0	0	0

Homeless Prevention

	Create Suitable Living			Provide Decent Housing			Create Economic Opportunities			Total
	Access	Afford	Sustain	Access	Afford	Sustain	Access	Afford	Sustain	
Number of Persons Assisted										
that received emergency financial assistance to prevent homelessness	0	0	0	0	0	0	0	0	0	0
that received emergency legal assistance to prevent homelessness	0	0	0	0	0	0	0	0	0	0

**APPENDIX N: PR84 CDBG STRATEGY AREA, CDFI & LOCAL TARGET AREA
REPORT**

IDIS - PR84

U.S. Department of Housing and Urban Development
Office of Community Planning and Development
Integrated Disbursement and Information System
CDBG Strategy Area, CFDI, and Local Target Area Report
JOLIET, IL
Program Year 2014

DATE: 02-26-15
TIME: 20:33
PAGE: 1

Local Target area Name DISTRRICT 4 AND DISTRRICT 5 EASTSIDE TARGET AREA - Type: Housing	Total
Number of new businesses assisted	0
Number of existing businesses assisted	0
Number of jobs created or retained in area	0
Amount of funds leveraged	0
Number of LMI persons assisted	
By direct benefit activities	0
By area benefit activities	0
Number of LMI households assisted	0
Number of acres of brownfields remediated	0
Number with new access to public facilities/improvements	0
Number of business facades/buildings rehabilitated	0
Slum/blight demolition	0
Optional indicators	
% Crime rates reduced	0
% Property values increased	0
% Housing code violations reduced	0
% Business occupancy rates increased	0
% Employment rates increased	0
% Homeownership rates increased	0
<hr/>	
Totals for all Local Target areas	
Number of new businesses assisted	0
Number of existing businesses assisted	0
Number of jobs created or retained in area	0
Amount of funds leveraged	0
Number of LMI persons assisted	
By direct benefit activities	0
By area benefit activities	0
Number of LMI households assisted	0
Number of acres of brownfields remediated	0
Number with new access to public facilities/improvements	0
Number of business facades/buildings rehabilitated	0
Slum/blight demolition	0

IDIS - PR84

U.S. Department of Housing and Urban Development
Office of Community Planning and Development
Integrated Disbursement and Information System
CDBG Strategy Area, CFDI, and Local Target Area Report
JOLIET,IL
Program Year 2014

DATE: 02-26-15
TIME: 20:33
PAGE: 2

Totals for all Areas

Number of new businesses assisted	0
Number of existing businesses assisted	0
Number of jobs created or retained in area	0
Amount of funds leveraged	0
Number of LMI persons assisted	
By direct benefit activities	0
By area benefit activities	0
Number of LMI households assisted	0
Number of acres of brownfields remediated	0
Number with new access to public facilities/improvements	0
Number of business facades/buildings rehabilitated	0
Slum/blight demolition	0

APPENDIX O: PR85 CDBG & HOME HOUSING PERFORMANCE REPORT

Objectives	Availability / Accessibility		Outcomes Affordability		Sustainability		Total by Objective		# of Total Units Brought to Property Standard		Of the Total Units, the # occupied by Households <= 80% AMI	
	Units	\$	Units	\$	Units	\$	Units	\$	Units	\$	Units	\$
Suitable Living	0	0.00	0	0.00	0	0.00	0	0.00	0	0.00	0	0.00
Decent Housing	0	0.00	0	0.00	0	0.00	0	0.00	0	0.00	0	0.00
Economic Opportunity	0	0.00	0	0.00	0	0.00	0	0.00	0	0.00	0	0.00
Total by Outcome	0	0.00	0	0.00	0	0.00	0	0.00	0	0.00	0	0.00

IDIS - PR85

U.S. Department of Housing and Urban Development
 Office of Community Planning and Development
 Integrated Disbursement and Information System
 Rental , Homebuyer , Homeowner Rehab, TBRA
 Housing Performance Report - JOLIET , IL

Date: 02-26-15
 Time: 20:44
 Page: 1

Program Rental , Homebuyer , Homeowner Rehab, TBRA
 Date Range 12/31/2014
 Home Tenure Type 1/1/2014

Objectives	Availability / Accessibility		Outcomes Affordability		Sustainability		Total by Objective		# of Total Units Brought to Property Standard		Of the Total Units, the # occupied by Households <= 80% AMI	
	Units	\$	Units	\$	Units	\$	Units	\$	Units	\$	Units	\$
Suitable Living	0	0.00	0	0.00	0	0.00	0	0.00	0	0.00	0	0.00
Decent Housing	0	0.00	6	80,000.00	0	0.00	6	80,000.00	6	80,000.00	6	80,000.00
Economic Opportunity	0	0.00	0	0.00	0	0.00	0	0.00	0	0.00	0	0.00
Total by Outcome	0	0.00	6	80,000.00	0	0.00	6	80,000.00	6	80,000.00	6	80,000.00