

CITY OF JOLIET

**CONSOLIDATED ANNUAL PERFORMANCE
AND EVALUATION REPORT**

FY 2013

Prepared by

City of Joliet
Department of Community and Economic Development
Neighborhood Services Division

Table of Contents

	Page
Executive Summary	4
Narrative Statements	8
Assessment of the Three to Five Year Goals	8
Affirmatively Furthering Fair Housing	10
Affordable Housing	11
Continuum of Care	12
Other Actions	14
Obstacles to Meeting Underserved Needs	14
Foster and Maintain Affordable Housing	14
Eliminate Barriers to Affordable Housing	15
Overcome Gaps in Institutional Structure and Enhance Coordination	16
Improve Public Housing and Resident Initiatives	16
Evaluate and Reduce Lead-Based Paint Hazards	16
Ensure Compliance with Program & Comprehensive Planning Requirements	18
Reduce the Number of Persons Living Below the Poverty Level	18
Leveraging Resources	18
Federal Resources	18
State Resources	19
Local Resources	19
Matching Requirements	20
Certificate of Consistency	20
Self-Evaluation	20
CDBG Activities	20
HOME Activities	21
Monitoring	22
CDBG Program Narratives	22
HOME Program Narratives	23
HOME Matching Requirements	23
MBE & WBE Business Report	24
EXHIBITS:	
Exhibit A: Will County Continuum of Care 2013 Annual Meeting Report	25
Exhibit B: Certificate of Consistency	45
Exhibit C: HOME Match Report	48
Exhibit D: HOME 2013 Annual Performance Report	50
Exhibit E: 2013 Minority Business Listing	53
Exhibit F: Section 3 Reports	65
Section 3 Report for CDBG	66
Section 3 Report for HOME	68
APPENDICES: IDIS Reports	
Appendix A: PR01 HUD Grants and Program Income	70
Appendix B: PR02 List of Activities By Program Year and Project	75

Appendix C: PR03 CDBG Activity Summary Report	91
Appendix D: PR06 Summary of Consolidated Plan Projects	93
Appendix E: PR08 Grantee Summary Activity Report	96
Appendix F: PR10 CDBG Housing Activities	106
Appendix G: PR22 Status of HOME Activities	112
Appendix H: PR23 Program Year Summary of Accomplishments	123
Appendix I: PR25 Status of CHDO Funds	128
Appendix J: PR26 CDBG Financial Summary	135
Appendix K: PR27 Status of HOME Grants	138
Appendix L: PR33 HOME Matching Liability Report	151
Appendix M: PR83 CDBG Performance Measures Report	153
Appendix N: PR84 CDBG Strategy Area, CDFI and Local Target Area Report	157
Appendix O: PR85 CDBG & HOME Housing Performance Report	159

EXECUTIVE SUMMARY: 2013 CAPER

The Consolidated Annual Performance and Evaluation Report (CAPER) provides a summary of the actions taken during fiscal year 2013 to meet the housing and community development needs identified in the **2013 Annual Action Plan** and funded with Community Development Block Grant (CDBG) and HOME funds.

As of January 1, 2013, the City had no CDBG funds and \$522,054.67 in HOME funds. Activities undertaken in 2013 were funded with remaining entitlement funds and program income totaling \$21,004.18 that was received during the year.

In the 2010 Consolidated Plan, the City of Joliet identified the following priority needs and specific objectives to increase housing opportunities for all residents of Joliet and promote stability in declining areas:

1. Affordable Housing

- a. To increase the supply of decent, safe and affordable housing.
- b. To increase the ability of low and moderate-income households to become homeowners.
- c. To promote safe, decent and affordable housing through code enforcement.

2. Preserving Existing Affordable Housing

- a. Elimination of blighting influences in the neighborhoods through clearance and demolition.
- b. Revitalization of distressed affordable housing that expands housing opportunity.

3. Public Service

- a. Graffiti removal from public and private property.
- b. Funding of the Neighborhood Newsletter.
- c. Homeless Services (*Substantial Amendment*).

4. Public Infrastructure

- a. Infrastructure improvements in low- and moderate-income areas.

The following table shows the one activity undertaken in 2013 and the objective to be met:

Activity	Objective	Outcome Categories		
		Availability/ Accessibility	Affordability	Sustainability
Code Enforcement – Demolition	Suitable Living Environment			X

For Program Year 2013, which was the fourth year of the five year Consolidated Plan period (2010 – 2014), the City of Joliet determined that any CDBG program income received would have the most impact in Code Enforcement – Demolition. No other CDBG activities were undertaken in 2013. The City of Joliet funded Code Enforcement – Inspections and Graffiti

Removal with general corporate monies in 2013. HOME funds totaling \$128,586.49 were disbursed for the final payment of the five year commitment to the Housing Authority of Joliet's Liberty Meadows Estates Development. No other HOME activities were undertaken in 2013. It is anticipated that Cornerstone Services, Inc. and Will County Habitat for Humanity will complete their housing projects in 2014, which are partially funded with previously committed 2009 and 2010 HOME funds.

The City continued to fund NSP1 activities from its allocation of \$3,531,810.00. At the end of 2013, a total of \$4,534,715.17 in grant funds and program income had been disbursed. A total of twenty-eight properties have been acquired since the program's inception. Of eighteen rehabilitated/constructed single family homes, eleven have been sold to qualified first-time homebuyers and five conveyed to non-profit organizations and the local housing authority to provide rental housing. The rehabilitation of the two remaining properties will be completed in 2014, at which time they will be sold to qualified homebuyers. Nine properties are currently land banked and a total of twenty-one properties (including the nine land banked properties) have been demolished. Three additional demolitions are planned for 2014.

The City was awarded \$1,890,000.00 in NSP3 funds from the Illinois Housing Development Authority (IHDA) in 2011. The City has rehabbed two properties, one of which was sold to a first-time homebuyer and one which will be conveyed to the Housing Authority of Joliet. The three new construction homes will be completed in early 2014 and sold to qualified applicants. Two additional rehabilitation properties will be completed and one property will be demolished in early 2014. The City will expend all grant funds by the March 15, 2014 deadline.

Cumulative Accomplishments: The City's progress for the first four years of the Consolidated Plan 2010 – 2014 is presented in **Table 3A:**

Affordability of Decent Housing (DH-2.1) (2010 LH 1, WCHH 3, DP 5)(2011 LH 1, DP 5) DP success is contingent on IHDA funds							
Specific Annual Objective		Source of Funds	Year	Performance Indicators	Expected Number	Actual Number	Percent Completed
DH 2.1	Provide decent, affordable housing for low to moderate income homeowners	CDBG HOME	2010	10, 8	9	0	0%
			2011	10	6	6	100%
			2012	10, 8	4	4	100%
			2013	10	6	Not funded	0%
			2014	10	1		
			MULTI-YEAR GOAL				

Affordability of Decent Housing (DH-2.2) (Cornerstone)							
Specific Annual Objective		Source of Funds	Year	Performance Indicators	Expected Number	Actual Number	Percent Completed
DH 2.2	Provide decent, affordable housing for rent CHDO	HOME	2010	6	1	0	0%
			2011	6	1	0	0%
			2012	6	2	0	0%
			2013	6	1	Not funded	0%
			2014	6	2		
	MULTI-YEAR GOAL				7	0	0%
Affordability of Decent Housing (DH-2.3) (Development of Rental 9, Liberty Meadows 6 in 2011)							
Specific Annual Objective		Source of Funds	Year	Performance Indicators	Expected Number	Actual Number	Percent Completed
DH 2.3	Provide decent, affordable housing for rent	HOME	2010	7	2	0	0%
			2011	6, 7	8	0	0%
			2012	7	2	0	0%
			2013	7	1	Not funded	0%
			2014	7	2		
	MULTI-YEAR GOAL				15	0	0%
Sustainability of Suitable Living Environment (SL-3.1)							
Specific Annual Objective		Source of Funds	Year	Performance Indicators	Expected Number	Actual Number	Percent Completed
SL 3.1	Creating suitable living environment	CDBG	2010	3 (Code Enforcement)	21,000	21,000	100%
			2011		21,000	21,016	100%
			2013		21,000	21,662	100%
			2013		21,000	Not funded	0%
			2014		21,000		
	MULTI-YEAR GOAL				105,000	63,678	61%
Sustainability of Suitable Living Environment (SL-3.2)							
Specific Annual Objective		Source of Funds	Year	Performance Indicators	Expected Number	Actual Number	Percent Completed
SL 3.2	Creating suitable living environment through elimination of slum & blight	CDBG	2010	3 (Clearance/Demo)	10	1	10%
			2011		10	6	60%
			2012		10	2	20%
			2013		10	1	10%
			2014		10		
	MULTI-YEAR GOAL				50	10	20%

Sustainability of Suitable Living Environment (SL-3.3)							
Specific Annual Objective		Source of Funds	Year	Performance Indicators	Expected Number	Actual Number	Percent Completed
SL 3.3	Creating suitable living environment	CDBG	2010	2 (Graffiti Removal)	820	820	100%
			2011		820	801	98%
			2012		820	815	99%
			2013		820	683	83%
			2014		820		
			MULTI-YEAR GOAL				4,100
Sustainability of Suitable Living Environment (SL-3.4)							
Specific Annual Objective		Source of Funds	Year	Performance Indicators	Expected Number	Actual Number	Percent Completed
SL 3.4	Creating a suitable living environment	CDBG	2010	2 (Newsletter)	6,000	14,181	236%
			2011		6,000	14,181	236%
			2012		6,000	Not funded	0%
			2013		6,000	Not funded	0%
			2014		6,000		
			MULTI-YEAR GOAL				30,000
Sustainability of Suitable Living Environment (SL-3.5)							
Specific Annual Objective		Source of Funds	Year	Performance Indicators	Expected Number	Actual Number	Percent Completed
SL 3.5	Public Infrastructure	CDBG	2010	1	25	50	200%
			2011		25	27	100%
			2012		25	Not funded	0%
			2013		25	Not funded	0%
			2014		25		
			MULTI-YEAR GOAL				125
Sustainability of Suitable Living Environment (SL-1.1) (Substantial Amendment)							
Specific Annual Objective		Source of Funds	Year	Performance Indicators	Expected Number	Actual Number	Percent Completed
SL 1.1	Homeless Services	CDBG	2010	2	374	Not funded	0%
			2011		374	Not funded	0%
			2012		374	Not funded	0%
			2013		374	Not funded	0%
			2014		374		
			MULTI-YEAR GOAL				1,496

The Local Homestead inventory at year end consisted of one condominium unit, which will be conveyed to Will County Habitat for Humanity in the first quarter of 2014. No additional properties were purchased in 2013 for this program.

Code enforcement - inspections, which was funded with city monies in 2013, were lower than expected due to a reduced staff. A total of 4494 cases were assigned to the property maintenance evaluators and 3626 cases closed. The number of demolitions was also below the anticipated goal. One non city-owned property, located in the City's target area, was demolished with 2013 CDBG program income. The City was, however, able to demolish three privately owned properties in the target area with NSP1 funds.

Graffiti removal was funded with city monies in 2013. Graffiti was removed from a total of 683 facades. The graffiti removal program's success is due in large measure to the City's constant efforts to increase public awareness of the program coupled with the service being offered free of charge. The graffiti abatement specialist works closely with the police department, neighborhood organizations and schools to abate nuisance graffiti in a timely and professional manner.

In the fall of 2013, the City executed FY 2011 – 2013 Grant Agreements with HUD for a total of \$2,734,685.00 in CDBG funds and \$1,196,984.00 in HOME funds.

The 2013 CAPER is broken down into the following four major components:

- Narrative Statements
- Program Narratives
- Information Available in IDIS Reports
- Supplemental Information

NARRATIVE STATEMENTS

Assessment of the Three to Five Year Goals

The City of Joliet was able to partially fund one activity, Code Enforcement – Demolition with 2013 CDBG program income. No other activities were funded with grant funds. City monies were utilized to fund Code Enforcement – Inspections and Public Service – Graffiti Removal.

▪ Local Homestead Program (Project ID 0001/Local Code 13-01)

National objective: low/mod benefit

Activity objective: providing decent affordable housing

Outcome: affordability

Evaluation of PY 2013 performance: The Local Homestead Program was not undertaken in 2013. The condominium unit in the City's inventory will be conveyed to Will County Habitat for Humanity in early 2014.

▪ Code Enforcement – Inspection of Housing Units & Environment (Project ID 0002/Local Code 13-02)

National objective: elimination of slum and blight
Activity objective: creating suitable living environment
Outcome: sustainability

Evaluation of PY 2013 performance: Inspections were made in response to housing and minor environmental complaints and through regular enforcement activities. City funds were expended for the cost of salaries in 2013. A total of 4494 cases were assigned to the property maintenance evaluators and 3626 cases closed.

▪ **Clearance - Demolition of Vacant & Deteriorated Structures (Project ID 003/Local Code 13-03)**

National objective: clearance – spot blight
Activity objective: creating suitable living environment
Outcome: sustainability

Evaluation of PY 2013 performance: The City demolished one non-city owned property located in its target area with 2013 CDBG program income.

▪ **Graffiti Removal (Project ID 0004/Local Code 13-04)**

National objective: elimination of slum and blight
Activity objective: creating suitable living environment
Outcome: sustainability

Evaluation of PY 2013 performance: Graffiti was removed from facades at 683 locations in 2013. City funds were expended for salary costs of the graffiti abatement specialist and graffiti supplies.

Neighborhood Newsletter (Project ID 0006/Local Code 13-06)

National objective: public service & low/mod income area benefit
Activity objective: creating suitable living environment
Outcome: sustainability

Evaluation of PY 2013 performance: The Neighborhood Newsletter was not undertaken in 2013.

▪ **CDBG General Administration (Project ID 0007/Local Code 13-07)**

Evaluation of PY 2013 performance: This activity was not undertaken in 2013.

▪ **CHDO Set Aside (Project ID 0009/Local Code 13-09)**

Activity objective: providing decent affordable housing
Outcome: affordability

Evaluation of PY 2013 performance: This activity was not undertaken in 2013.

▪ **Down Payment Assistance (Project ID 0010/Local Code 13-10)**

Activity objective: providing decent affordable housing

Outcome: affordability

Evaluation of PY 2013 performance: This activity was not undertaken in 2013.

Affirmatively Furthering Fair Housing

The City of Joliet is an active participant in the Will County Continuum of Care which includes representatives from local housing, health service, social service and child service agencies. The City is represented on the following committees:

- Leadership Committee: Neighborhood Services Director
- Housing/Plan to End Homelessness Committee: Neighborhood Services Director
- Ranking Committee: Neighborhood Services Director

Additionally, the Neighborhood Services Director serves on the board of the Will-Grundy Medical Clinic, which serves the uninsured residents of Will and Grundy counties. He is also on the steering committee of Advocates United for Joliet Children, which is an initiative bringing together early childhood stakeholders to build, advance and sustain a system of services and supports that ensures that all children in Joliet are ready for school success and able to achieve their full potential.

City engineers serve on the Hickory Creek Watershed Planning Group with other representatives of local government. The goals of this committee include: improve water quality, protect environmentally sensitive areas and habitat, enhance recreational uses, mitigate problem areas, public outreach, education and participation.

The City continued to operate its rental inspection program with general corporate funds in 2013 to maintain safe and secure rental housing for its residents. A total of 2,116 rental inspections were made. Properties that did not have a current certificate were not approved for occupancy. Complaints generated by residents were inspected for code violations. Those complaints, if found to be accurate, were required to be abated by the landlord. Rental properties with three units or more and all non-owner occupied two unit buildings were inspected. Properties were certified for two to four years, depending on the number of code violations and the timeliness of the property owner in correcting those violations. In its effort to continually provide ongoing education to area landlords, the City hosted its annual Landlord Conference in 2013. Over 200 landlords participated in the 2013 conference, which consisted of a three hour program which included presentations by the Joliet Police Department, Illinois Department of Human Rights, Joliet Regional Landlords Association, Will County Center for Community Concerns, Community Investment Corporation, Energy Savers and an Eviction Attorney. Landlords received the training program manual, the international property maintenance codes, rental inspection ordinances and other materials

deemed appropriate to promote decent and safe housing. Attendance was mandatory for landlords brought in for an administrative hearing and highly recommended for both new and existing landlords.

The Neighborhood Oriented Policing Team (NOPT) program continued to provide for better police/community relationships and fostered safer neighborhoods in 2013. Fourteen NOPT officers worked in eleven target areas throughout the City. These officers are familiar with the residents in their neighborhoods and respond to all calls for service during their shift. They are taught to seek long-term solutions to repeat problems and to work with residents to create a safer environment.

Affordable Housing

The City continued to provide affordable housing for low-income rental households with its remaining HOME funds. In 2012, Cornerstone Services, Inc. received commitments from the City totaling \$175,468.18 in HOME funds to construct two 6 bedroom group homes. Construction of these homes is expected to be completed in 2014. In 2013, the City disbursed the final installment of a \$1,050,000.00 five year commitment of HOME funds to the Housing Authority of Joliet for the Liberty Meadows Estates Development which consisted of the construction of 42 housing units.

Joliet, in cooperation with Will County and Bolingbrook, expended \$2.5 million in Neighborhood Stabilization Program funds from the State of Illinois. All properties have been purchased and more than fifty percent of the funding is being used by agencies such as Cornerstone Services, Housing Authority of Joliet, Trinity Services and Lambs Fold to provide permanent supportive housing throughout the County and City. Two of the homes for sale were constructed in the Forest Park area, which is part of the City of Joliet's target area.

The Illinois Housing Development Authority (IHDA) awarded the City of Joliet \$1,890,000.00 in Neighborhood Stabilization Program (NSP3) funds. The primary focus of the NSP3 funding is to demonstrate impact by addressing the negative results of vacant and foreclosed properties on communities. In order to achieve the impact desired, all housing rehabbed and sold/rented must be within a designated target area. The target area is roughly outlined as Taylor Street on the North, Interstate 80 on the South, Collins Street on the East and Midland Avenue on the West. These funds have substantially similar requirements as NSP1 funding. The City has purchased five foreclosed properties for rehabilitation and undertaken the construction of three single family residences with these funds. The City will expend all grant funds by the March 15, 2014 deadline.

Community awareness and marketing are necessary components of a successful affordable housing program. In 2013, the City continued its outreach to the Joliet community to raise awareness of the NSP1 and NSP3 programs. The NSP properties were listed on the Multiple Listing Service (MLS) and advertised in local media by the realtor contracted by the City to sell the properties. The City continued its practice of sending information regarding the properties for sale to community stakeholders, requesting that it be made available to their employees and clients.

ASSIST Program: In 2013, the City ceded \$10,000,000 of its bonding volume capacity (CAP) to the Assist Program, which provides 3% cash assistance to homebuyers at a low interest rate from local lenders and also allows the homebuyer to obtain a Mortgage Credit Certificate of up to \$2,000.00 per year on their federal income taxes for the life of their loan.

Will County Continuum of Care

The Continuum of Care has received approximately \$23 million for Will County/Joliet through the SuperNOFA funding process since 1997. The 2012 Continuum of Care (CoC) Homeless Assistance Program Project Listing is as follows:

Tier 1 Projects – Total Annual Renewal Demand (ARD) less 3.5%, requires Minimum CoC Score

Cornerstone Services, Inc.

- Permanent Housing for Homeless Persons with Mental Illness and Their Families
Projected Renewal Amount: \$1,734,980 Location: Scattered Sites; Will County

Catholic Charities-Diocese of Joliet

- Daybreak Center – Permanent Housing for Chronically Homeless Men
Projected Renewal Amount: \$768,872 Location: 611 E. Cass Street, Joliet
- Turning Point - Permanent Housing for Chronically Homeless Veterans and Families
One Year Grant: \$54,150 Location: Scattered Sites; Will County

Cornerstone Services, Inc.

- Permanent Housing for Homeless Veterans with Mental Illness
Projected Renewal Amount: \$117,259 Location: Scattered Sites; Will County

Trinity Services, Inc. in partnership with Lamb's Fold Center for Women and Children

- Permanent Housing for Disabled Women and Their Children
Projected Renewal Amount: \$258,147 Location: Scattered Sites; Will County
-

Tier 2 Projects – Contingent on Flat or Increased Levels of Funding and CoC Competitive Score

Cornerstone Services, Inc.

- Permanent Housing for Chronically Homeless Veterans with Mental Illness
Projected Renewal Amount: \$25,983 Location: Scattered Sites; Will County
- Permanent Housing for Veterans - Chronically Homeless with Mental Illness
Projected Renewal Amount: \$25,407 Location: Scattered Sites; Will County

Christian Family Ministries, Lamb's Fold Center for Women and Children

- Permanent Housing for Chronically Homeless and Disabled Women
Projected Renewal Amount: \$26,535 Location: Scattered Sites; Will County
- Transitional Housing for Women with Mental Illness and Their Children
Projected Renewal Amount: \$33,883 Location: Scattered Sites; Will County

Cornerstone Services, Inc.

- Permanent Housing for Chronically Homeless Veterans with Mental Illness -- New Veterans D
One Year Grant: \$48,636 Location: Scattered Sites; Will County

Will County Center for Community Concerns

- CoC Planning Project
One Year Grant: \$38,105 Location: 304 N. Scott Street, Joliet

The Homeless Services Program was designed and initiated by the Will County Continuum of Care to provide services that would not be otherwise available to the homeless population and to “fill in the gaps” in homeless services. For the time period from October 1, 2011 through September 20, 2012, a total of 355 households, consisting of 455 individuals were served. The individuals served included 310 single adults and 45 families consisting of 48 adults and 97 children. The following breakdown is representative of where the 355 households stayed the night prior to their first service:

- 201 households were residing in an emergency shelter.
- 27 were enrolled in transitional housing programs.
- 24 were inconsistently staying with family/friends.
- 22 were on the streets without any form of shelter.
- 67 were in a substance abuse treatment program.
- 14 were temporarily staying in a hotel/motel.

A total of \$30,260.51 was expended for services during the program year. The average cost of services (not including case management) was \$85.24 per household or \$66.51 per person.

The 4th Week Phenomenon Program was a concept that formed during the Continuum’s 10 year plan to end chronic homelessness. This program is designed for those representatives of the population that meet the description of the “4th Week Phenomenon” – individuals who live in the inexpensive hotels/motels in the area until their monthly benefits run out. They then move into shelters or live on the street for the fourth week of the month or until their monthly benefit become available again on the first of the month. Once the money is available, they move back into the hotels/motels until the money runs out again. During the program year that ran from 10/1/11 through 9/30/12, 73 persons participated in this program, which included 25 single adults and 11 families consisting of 15 adults and 33 children. Around 30% of the participants in this program to date have obtained a "positive outcome," which means they were placed into permanent or transitional housing.

Further explanation of the above referenced programs and other services provided locally by Will County Center for Community Concerns can be found in the Continuum’s 2013 Annual Open Leadership Meeting Report which is included as **Exhibit A**. The City is represented on various committees of the Will County Continuum of Care by the Director of Neighborhood Services. Additionally, a Substantial Amendment to the City’s 2010 – 2014 Consolidated Plan was made to include a new activity for 2011 and subsequent years: **Public Service – Homeless Services**. The City of Joliet intends to contract with Catholic Charities Daybreak Shelter in the amount of \$75,000.00 annually to provide health and housing counseling to homeless individuals from future CDBG allocations.

Other Actions

A. Obstacles to Meeting Underserved Needs

Affordable housing has been identified in the 2010 Consolidated Plan as the highest priority need. A major obstacle to addressing the need for affordable housing is the ongoing economic conditions. The impact of current economic conditions on city spending is evidenced by the 2013 budget which forecasted revenues to remain flat and further reduction in discretionary spending. Limited availability of state resources coupled with the no federal funding further exacerbated the city's ability to address underserved needs.

While the cost of acquiring properties for rehabilitation continues to be positively impacted by the current housing market, rising rehabilitation costs offset this benefit. Because the City's low and moderate census tract areas include the oldest sections of Joliet, historic preservation requirements continue to be an additional obstacle to affordable housing. Rehabilitation costs are driven up when elements must be fixed rather than replaced, due to their historic or architectural significance. The end result is an expensive home requiring additional down payment assistance and/or leveraged financing to work.

The City continues to work on Hickory Creek and Spring Creek, which flow through the heart of the east side low and moderate income census tracts. The project to deepen Hickory and Spring Creeks is funded by the Department of Natural Resources Division of Waterways and will not be completed for several years. Rehabilitation in flood plains is very difficult to complete and, in some instances, impossible to consider due to FEMA rules with regard to rehabilitation projects in the floodplain. This leaves the City unable to acquire certain properties for the Local Homestead Program. Even if the purchase prices of properties are within budget to acquire, the cost to rehabilitate is not feasible due to their location in the floodplain. Once the project to deepen Hickory Creek and Spring Creek is completed, a Letter of Map Revision will be requested. Once approved, some of the properties currently in the flood plain will be reclassified as no longer in the flood plain. This action will positively impact the City's ability to undertake new construction and rehabilitation projects in that area.

B. Foster and Maintain Affordable Housing

Code enforcement is the key to maintaining and improving the affordable housing stock. Rental and property maintenance inspectors work with various other departments to focus on problems that threaten safe and secure housing. The City utilizes an administrative review process to mitigate housing problems on a timely basis. Additionally, the City inspects rental properties through the Rental Inspection Program. All rental properties with three units or above and all non owner-occupied two units are required to be inspected. Properties are certified for two to four years, depending on the number of code violations and timeliness of the property owner's response to code violations. The City offers the Landlord Conference annually in order to provide continuing education to property owners on such topics as fair housing regulations, lead paint disclosure requirements, property maintenance codes, fire safety and crime prevention. The Conference consists of a 3 hour program which includes presentations by the Joliet Police Department, Illinois Department of Human Rights, Joliet

Regional Landlords Association, Community Investment Corporation, Energy Savers, the Will County Center for Community Concerns and an Eviction Attorney. Landlords receive the training program manual, the international property maintenance codes, rental inspection ordinances and other materials deemed appropriate to promote decent and safe housing. Attendance is mandatory for landlords brought in for an administrative hearing and is highly recommended for new and longtime landlords. The 2013 Conference included over 200 landlords.

Neighborhood Oriented Policing Team Officers (NOPT) work in eleven target areas throughout the City. These fourteen officers are familiar with the residents in their neighborhoods and respond to all calls for service during their shift. They are taught to seek long-term solutions to repeat problems and to work with residents to create a safer environment. Seven neighborhood groups: Cunningham (CT 8818 & 8814), St. John's (CT 8818 & 8819), St. Pat's (CT 8826), St. Mary Nativity (CT 8818 & 8819), NorthEast (Collins Street (CT8813), Parkwood (CT 8821) and SouthSide (CT 8825) are located in the low and moderate census tracts of Joliet. They hold meetings regularly attended by city officials. Neighborhood Councils, formed with the assistance of Unity CDC, work to address and resolve housing, safety and code enforcement issues in partnership with the City. These Neighborhood Councils are identified on the following map:



1. NorthEast
2. Forest Park
3. CAPA
4. St. John
5. Evergreen Terrace
6. City Center
7. Mt. Carmel
8. Ridgewood
9. Parkwood
10. Reedswood
11. St. Pat
12. River Bluff
13. SouthSide
14. Historic Eastside
15. SENO
16. Ingalls Park
17. Mt. Zion
18. Nowell Park
19. New Lenox
20. Manningdale
21. Preston Heights
22. Sugar Creek

C. Eliminate Barriers to Affordable Housing

As of this writing, the City has submitted an Analysis of Impediments to Fair Housing Choice to HUD. Based on the analysis of demographic and housing trends and conditions in

Joliet, potential impediments to fair housing choice were identified. These potential impediments are linked to the remedial strategies in the Fair Housing Action Plan included in Section 7 of the document. The following goals and strategies were proposed for funding as part of the 2013 Action Plan: Goal #3 (Strategies I and II), Goal #4 (Strategy II), Goal #5 (Strategy I) and Goal #12 (Strategy II). The balance of the goals in the City of Joliet 2011 Analysis of Impediments to Fair Housing Choice – Fair Housing Action Plan will be performed by staff or contracted with available funding.

D. Overcome Gaps in Institutional Structure and Enhance Coordination

The City of Joliet will continue to apply for funding from the Illinois Housing Development Authority (IHDA) as it becomes available to assist very low- and low-income households in the purchase of their first home. The City will work with Harris Bank and Peoples Home Equity, Inc. to finance the purchase of properties by qualified applicants through the Local Homestead and NSP1 and NSP3 programs.

In 2013, the City worked in cooperation with the Housing Authority of Joliet on issues related to public safety and resident initiatives. Neighborhood Oriented Police Teams are assigned to many of the housing authority sites. As mentioned previously, the City disbursed its final payment of HOME funds to the Housing Authority's Liberty Meadows Estates Development in 2013.

The City was actively involved in the Will County Continuum of Care in 2013 with the Director of Neighborhood Services serving on various committees.

E. Improve Public Housing and Resident Initiatives

The Housing Authority of Joliet was established by the City of Joliet for the purpose of building, operating and maintaining housing for low-income households. The City provides the usual public services, such as police and fire protection. The Housing Authority of Joliet's Board of Commissioners is a seven-member body appointed by the Mayor and City Council. Although the Board of Commissioners is appointed by the Mayor and City Council, under Illinois law it is a separate unit of local government and is not subject to City control. Commissioners determine policies and approve operating budgets, programs and services consistent with its mission and subject to the mandates and limits imposed by state and federal laws. With respect to hiring, contracting and procurement, the Housing Authority of Joliet is an entity separate from the City and is solely responsible for handling these activities and has its own personnel for that purpose. Additionally, decisions regarding proposed development sites, demolition or disposition of public housing developments are also within the purview of the Housing Authority, as is its Comprehensive Plan.

A complete review of the Housing Authority of Joliet is contained in the Analysis of Impediments to Fair Housing Choice submitted to HUD in August 2011.

F. Evaluate and Reduce Lead-Based Paint Hazards

The homes which the City acquires and rehabilitates through its Local Homestead Program have been located in low and moderate census tracts, which include the majority of housing

units built prior to 1978. Purchasers of pre-1978 built city-owned houses are provided with a copy of the lead paint pamphlet, Protect Your Family From Lead in Your Home. The City also requires contractors to follow HUD's lead-based paint regulations for construction and rehabilitation projects funded through the CDBG and HOME programs. Work write-ups for projects include a section on lead-based paint testing and abatement when necessary under the current regulations. The City also includes a section on Residential Lead Paint Disclosure Requirements in the Landlord Training Manual, which landlords receive when they participate in the Landlord Conference. Staff attends training on these requirements when available. The City's property maintenance coordinator has completed HUD's Visual Assessment Course.

In Will County, three zip codes are high risk for lead poisoning: 60432, 60433 and 60436. All three of the zip codes are located in Joliet. The Illinois Lead Program Surveillance Report – 2012 contains the results of blood lead testing in Will County on all children 15 years old or younger:

- 11,417 children were tested in Will County
- 370 children had blood lead test results of 5 – 9 ug/dL
- 36 children had blood lead test results of 10 – 14 ug/dL
- 12 children had blood lead test results of 15 – 19 ug/dL
- 19 children had blood lead test results of 20+ ug/dL

The following are highlights from the 2012 Report:

- A total of 291,153 children were tested for blood lead poisoning from January through December 2012.
- About 97 percent of children tested were 6 years of age and younger at time of testing.
- Approximately one in 130 children tested was confirmed with a venous blood lead level of 10 micrograms per deciliter or greater, the current level for public health intervention in Illinois.
- Approximately one in 14 children (10 percent) tested was confirmed with a venous lead level of 5 micrograms per deciliter or greater, the recommended federal reference value for public health intervention.
- Of the 29,160 children tested in 2012 with blood lead levels of 5 micrograms per deciliter or greater:
 - 52 percent were males
 - 42 percent were children 1 and 2 years of age
 - 82 percent were receiving Medicaid benefits
 - 13.1 were black compared to 9.4 percent white

Education is a key component to reducing lead-based paint hazards. In Illinois, all children from low income families (i.e., Medicaid-eligible children) should receive a blood lead test at ages 12 and 24 months, even if they live in a low-risk zip code area. If the child is 3 through 6 years old and has not been tested, a blood lead test is required.

In 2009, Will County applied for and received a three year “Lead Hazard Control Program” grant in the amount of \$2,070,000.00. Will County has maintained the highest ranking – “green” and has cleared 176 units and added a State Licensed Lead Risk Assessor to their staff.

F. Ensure Compliance with Program and Comprehensive Planning Requirements

The City of Joliet’s Consolidated Plan covers a 5-year period from January 1, 2010 through December 31, 2014. The City of Joliet has been unable to complete the goals identified in the Consolidated Plan. Realization of the goals is dependent upon federal funding. The City reassesses all long-term goals prior to the development of each Annual Action Plan under the Consolidated Plan. This is accomplished by assessing progress made the previous year(s) and expectations for the upcoming year. This assessment is used as a tool to determine if specific goals were feasible. Additionally, each year the City reassesses the long-term goals in coordination with measurements of activity progress and benchmarks. This reassessment is conducted at the beginning of the 6th month of any Action Plan.

G. Reduce the Number of Persons Living Below the Poverty Level

The Neighborhood Services Division of the City of Joliet works closely with the Will County Continuum of Care, which set ups and offers training for individuals. The purpose of the training is to provide individuals living in homeless shelters or supportive housing with the education needed to obtain gainful employment. In 2013, three individuals received certified nurse assistant (CNA) training, two bilingual persons received Spanish interpreting training, one person received security officer training and one individual received food sanitation certification. Of the seven persons served, three obtained gainful employment upon follow-up.

In 2006, the City established the Quality of Life (QOL) Task Force to analyze the needs of District 4 and 5 residents in low and moderate income areas. One outcome of the Quality of Life Plan was the formation of Unity CDC, which will oversee proposed actions in ten subject areas in Districts 4 and 5. The subject areas are housing, education, human capital, industrial development, employment, land use, neighborhood character, recreation, retail development and transportation. The City is working closely with Unity CDC in the development and completion of the action items.

Leveraging Resources

In order to provide affordable housing, the City leveraged all resources available. The following resources were utilized in 2013:

Federal Resources

The City of Joliet spent CDBG program income in the amount of \$18,791.00 to demolish a deteriorated structure in the local target area. HOME funds were disbursed for the Housing Authority’s Liberty Meadows Estates Development in the amount of \$128,586.49.

The City also continued to successfully operate its Neighborhood Stabilization Program. At the end of 2013, a total of \$4,534,715.17 in grant funds and program income had been disbursed. A total of twenty-eight properties have been acquired since the program's inception. Of eighteen rehabilitated/constructed single family homes, eleven have been sold to qualified first-time homebuyers and five conveyed to non-profit organizations and the local housing authority to provide rental housing. The rehabilitation of the two remaining properties will be completed in 2014, at which time they will be sold to qualified homebuyers. Nine properties are currently land banked and a total of twenty-one properties (including the nine land banked properties) have been demolished. Three additional demolitions are planned for 2014.

State Resources

Neighborhood Stabilization Program III (NSP3): The City was awarded \$1,890,000.00 in NSP3 funds from the Illinois Housing Development Authority (IHDA) in 2011. As of year-end 2013, the City has completed the rehabilitation of two properties. One of the properties has been sold and the other will be conveyed to the Housing Authority of Joliet. The new construction of three single family homes is expected to be completed in early 2014 and these homes will be sold to qualified homebuyers. Two additional properties are currently being rehabbed and one property is scheduled for demolition. The City will expend all remaining funds by the March 15, 2014 deadline

Local Resources

ASSIST Program: In 2013, the City ceded \$10,000,000.00 of its bonding volume capacity (CAP) to the Assist Program, which provides 3% cash assistance to homebuyers at a low interest rate from local lenders and also allows the homebuyer to obtain a Mortgage Credit Certificate of up to \$2,000.00 per year on their federal income taxes for the life of their loan.

Emergency Solutions Grant (ESG) Program: Formerly the Emergency Shelter Grant Program, the Emergency Solutions Grant Program was combined with HUD's Homeless Assistance Program through HEART Act legislation in 2009. Will County programs must apply to the state program administered by the Illinois Department of Commerce and Economic Opportunity (DCEO). Will County Center for Community Concerns received 2013 funds in the amount of \$287,820.00. The funds provide financial assistance and services to either prevent individuals and families from becoming homeless or to help those who are experiencing homelessness to be quickly re-housed and stabilized.

Roadways Improvement Program: The City of Joliet implements neighborhood public projects through the Roadway Improvement Program. These projects include street construction, street lighting, drainage and storm sewer projects.

Local Lending Institutions: The City works with BMO Harris Bank and Peoples Home Equity, Inc. to procure first mortgage financing for qualified participants of the Local Homestead Program, NSP1 and NSP3 at current market rates.

Public Land Auction: The City of Joliet has been acquiring vacant parcels through a public auction administered by the Will County Tax Agent for the past sixteen years. Many of these properties are used for the development of new single family homes. The newly constructed homes are offered for sale through the Local Homestead Program.

Matching Requirements

The City of Joliet disbursed \$128,586.49 in HOME funds in 2013, resulting in a match liability of \$32,146.62 for the fiscal year. The HOME Match Liability Report can be found in **Appendix L**.

Citizen Comments

At the end of fiscal year 2012, the City had expended its remaining 2010 CDBG funds and committed its remaining 2010 HOME funds. A public hearing presenting the 2012 CAPER was held on February 28, 2013. The City executed FY 2011 – 2013 grant agreements with HUD in the fall of 2013. Two public hearings to discuss the proposed 2014 Annual Action Plan were held on October 15, 2013 and October 22, 2013. With no grant funding available until the fourth quarter of 2013, the City was unable to successfully undertake the activities outlined in the Consolidated Plan and 2013 Action Plan.

No public hearing was held on the 2013 CAPER. Copies of the 2013 CAPER are available at the Neighborhood Services Division and the City Clerk's Office, 150 West Jefferson Street, Joliet, IL and the two locations of the Joliet Public Library at 150 N. Ottawa Street and 3595 Black Road, Joliet, IL. The 2013 CAPER is also available to view online at the City of Joliet Website: www.cityofjoliet.info. The City extended the comment period to April 15th because no public hearing was held.

Certification of Consistency

During the 2013 fiscal year, the City of Joliet provided a Certificate of Consistency with the Consolidated Plan to IL-506 Joliet/Bolingbrook/Will County Continuum of Care. A copy is included as **Exhibit B**.

Self Evaluation

CDBG Activities

Local Homestead Program: The City was unable to undertake this activity in 2013. The remaining inventory, a condominium unit, will be conveyed to Will County Habitat for Humanity in February 2014. The City will continue to provide affordable housing through the NSP1 and NSP3 programs. Additionally, the City will apply for available Illinois Housing Development (IHDA) Trust Fund monies as they become available.

Code Enforcement – Inspection of Housing Units & Environment: The City has a comprehensive code enforcement program that includes four property maintenance evaluators who investigate complaints about housing and minor environmental issues. The complaint system has been updated so that residents may now file a complaint online as well as by telephone. Complaints are received by the Complaint Desk and forwarded to the appropriate department for follow up. Inspections are made and owners are encouraged to mitigate violations in a reasonable period of time. Administrative hearings are initiated if issues are not resolved in a timely and satisfactory manner. This activity has benefited the City’s residents by promoting decent and safe affordable housing. In 2013, this activity was undertaken with city funds and 4494 cases were assigned to the property maintenance evaluators and 3626 cases closed.

Rental Inspection Program: Although funded by general corporate funds, the Rental Inspection Program has positively impacted rental households throughout the City by providing safe, sanitary and decent housing. Established in 1986, the program is responsible for the inspection of all rental properties with three units or above and all non owner-occupied two units. Properties are certified for two or four years, depending on the number of code violations and the timeliness of the property owner’s response to code violations. The two rental inspectors respond to health and safety complaints, such as missing smoke detectors, inoperable mechanical systems, overcrowding and structural deficiencies in addition to their regular certification inspections.

Clearance and Demolition: This activity creates a suitable living environment through the elimination of slum and blight. By demolishing structures that are vacant, dilapidated and structurally unsound, the City improves neighborhoods by removing possible health and safety threats. The City demolished one non-city owned property in the local target area in 2013 with CDBG program income. The City also demolished three properties in the target area utilizing NSP1 funds. The City anticipates demolishing three eligible properties with NSP1 funds in 2014.

Graffiti Removal: This program entails the removal of gang graffiti and other tagging from public and private property. The City’s efforts to increase awareness of this program, which is offered free of charge, has been quite successful. As a result, performance came close to meeting expectations and the objective of creating suitable living environments has been accomplished. In 2013, the salary of the graffiti abatement specialist and graffiti supplies were paid with city funds.

HOME Activities

CHDO Set Aside: In 2013, no CHDO set aside funds were available to allocate. It is anticipated that Cornerstone Services, Inc. and Will County Habitat for Humanity will complete their housing projects in 2014, which are partially funded with previously committed 2009 and 2010 HOME funds.

Housing Authority of Joliet Project: The City of Joliet disbursed the remaining \$128,586.49 of its commitment to the Housing Authority of Joliet’s Liberty Meadows Estates Development in 2013.

Monitoring

Activities funded under the HOME program are monitored based on the number of assisted units in the project for a period that is equal to a specific activity's period of affordability. A notification letter or e-mail is sent to each HOME-assisted agency at least two weeks prior to the monitoring visit and includes the date and scope of the inspection. Follow-up letters are sent after the monitoring visit to advise the agency of any concerns, findings or corrective actions to be taken. Currently, on-site monitoring visits are conducted at the following HOME-assisted rental housing projects: Victory Centre of Joliet, Louis Joliet Apartments and Cornerstone Services, Inc. HOME-assisted files are reviewed for compliance with affordability, income targeting and tenant participation requirements. Leases are examined to confirm that they contain no prohibited provisions, terms are at least one year (unless otherwise agreed upon by the tenant and owner), rents do not exceed the maximum HOME rents and that they are properly executed. Income certification and source documentation are also reviewed. Inspections are made of 15% of the HOME-assisted units to ensure that minimum property standards are met.

CDBG Program Narrative

Assessment of relationship between the use of CDBG funds to the priorities, needs, goals and specific objectives identified in the Consolidated Plan.

The priority needs, goals and objectives identified in the 2010 - 2014 Consolidated Plan were based on an analysis of 2000 census data reports. The data indicated that very low-income households had the greatest housing needs, irrespective of their status as renters or homeowners. Approximately two-thirds of total households in this income category (earning less than 30% of the median family income) had housing problems and cost burden exceeding 30% of their income. Additionally, 43% of this income group experienced severe cost burden, exceeding 50% of their income. Rental households in the extremely low and low-income categories experienced cost burdens of 47% and 45.9%, respectively. Over 66.7% of extremely low-income elderly owner households experienced cost burden. Further analysis indicated that the incidence of housing problems experienced by minorities was disproportionately greater when compared to the city's population as a whole. Based upon the identified housing needs, the City determined that affordable housing was the primary priority need. The same process was applied to determine the other priority needs: elimination of slum and blight and public service.

In order to reach the goals and specific objectives identified in the Consolidated Plan, eligible activities were chosen that would best meet the priority needs. The City of Joliet *only recently* executed FY 2011 – 2013 Grant Agreements with HUD in the fall of 2013 for a total of \$2,734,685.00 in CDBG funds and \$1,196,984.00 in HOME funds. As a result, the City was unable to successfully undertake the activities outlined in the Consolidated Plan and 2013 Action Plan.

The following narratives provide a brief description of CDBG activity undertaken in 2013, the geographic distribution of those assisted by the program and the funds expended.

1. Code Enforcement (Clearance and Demolition): This activity is the demolition of vacant, dilapidated structures throughout the city. One property in the City’s target area was demolished with CDBG program income.

Geographic distribution: City-wide
 410 Grover Street 8825.00, Block Group 2
 Amount Funded in 2013: \$ -0-
 2013 Program Income Expended in 2013: \$ 18,791.00

HOME Program Narrative

Resale and Recapture Requirements for HOME: The City of Joliet imposes recapture requirements on HOME-assisted housing. The HOME-assisted units must meet the affordability requirements for not less than the applicable period specified in the table on the following page, beginning after project completion.

Homeownership Assistance HOME amount per-unit	Minimum period of Affordability in years
Under \$15,000.00	5
\$15,000.00 to \$40,000.00	10
Over \$40,000.00	15

At the time the homebuyer purchases the HOME-assisted property as their personal residence, a mortgage is signed and recorded. The amount of the HOME funds and the affordability period are included in the document. If the buyer chooses to sell the premises or no longer use it as his/her principal residence during the affordability period, the City’s mortgage will appear on the title commitment. The City will be notified when a payoff figure is requested. The entire amount of the HOME investment will be recaptured out of the net proceeds of any sale of HOME-assisted property. Net proceeds include the sales price, less loan repayments. If the net proceeds are not sufficient to recapture the entire HOME investment, plus allow the homeowner to recover the amount of their down payment, acquisition cost, principal payment and any other capital improvements, then the City may reduce the amount of recapture on a prorated basis. The proration will be based on the length of time the homeowner occupies the property relative to the required affordability period as outlined in the above table. Once funds are recaptured, they will be utilized to assist other first time homebuyers as required by HUD. The requirements of this paragraph shall survive closing and shall not merge in the deed to the premises. The seller may incorporate the HOME and federal affordability requirements into deed restrictions, restrictive covenants or similar instruments.

HOME Matching Requirements

The HOME match requirement for all HOME-eligible activities is 25% of any funds expended. The City of Joliet will use the following sources for match: IHDA Housing Trust Fund monies, waived building permit fees and other associated new construction costs. The

City contributed match of \$32,146.62 in 2013. The HOME Match Report is included as **Exhibit C**.

MBE and WBE Business Report

No contracts were awarded for the CDBG or HOME programs during the FY 2013 reporting period. A copy of the Annual Performance Report – HOME Program is included as **Exhibit D**.

It is the policy of the City to provide equal opportunities to firms owned by minority business enterprises and women's business enterprises to bid on all contracts awarded by the City of Joliet. Furthermore, it is the City's policy to prohibit discrimination against any business in pursuit of these opportunities, to conduct its contracting activities so as to prevent such discrimination, to correct present effects of past discrimination and to resolve complaints of discrimination. The City maintains a mailing list of small, minority and women-owned businesses interest in doing residential rehabilitation work. A notice of bid availability is routinely distributed to businesses on this mailing list and is advertised in the legal section of the local newspaper. The City also encourages minority participation in non-housing community development projects, such as demolition and clearance, weed cutting and board ups. The City maintains a list of minority and women-owned businesses which is updated annually. A copy of the 2013 Minority Business Listing is included as **Exhibit E**.

**EXHIBIT A: WILL COUNTY CONTINUUM OF CARE 2013 ANNUAL MEETING
REPORT**



Will County
Continuum
of
Care

Annual Open Leadership Meeting

Monday, March 25th, 2013
9:00 a.m. - 12:00 p.m.

Cherry Hill Conference Center
2505 E. Washington
Joliet, IL 60433

Contents

Agenda.....	3
Continuum of Care.....	4
Leadership Committee.....	5
Housing/Plan to End Homelessness Committee.....	6
Education/Support Services Committee.....	7
2012 Housing Inventory Chart.....	8
2012 CoC NOFA Project Listing.....	9
Homeless Prevention.....	10
ESG.....	10
WillFindHousing.org.....	11
2012 Mainstream Benefits Forum Agenda.....	13
2012 Point-In-Time Homeless Count.....	17
Homeless Services Program.....	14
4 th Week Phenomenon Program.....	15
Key Dates from 2012.....	16
CoC Staff Contact Information.....	19

Agenda

I. Call to Order – Welcome

Ronald Pullman, Chair

Will County Land Use Department, Community Development Division



II. Introductions and Continuum of Care Overview

III. Approval of Agenda (Leadership Members)

IV. Approval of February 25th, 2013 minutes (Leadership Members)

V. Service Update: Health Care

Franca Liburdi

Aunt Martha's Youth Service Center and Health Center



VI. Advocacy/Legislative Updates

Gianna Baker

Housing Action Illinois

housingactionillinois

VII. Community Update: Mental Health Transition

Dr. Scott DuBois

Will County Health Department



VIII. Additions / Questions / Announcements

IX. Adjournment

Continuum of Care



"Homelessness cannot be solved by a single agency or organization, by a single level of government, or by a single sector. Everyone should be reminded of the intricacies of homelessness as a policy area, and remember that preventing and ending homelessness will take real coordination, collaboration, and a constant change of ideas."

HHS Secretary
Kathleen Sebelius

For more general information about CoCs, please visit:

www.hudhre.info

The Will County area has long supported its homeless and at-risk population through a strong and committed service provider network. Our community continues to witness an increase in demand for services, and with the implementation of new welfare reform legislation, the needs among local individuals and families will increase further.

The Will County Continuum of Care (CoC) is dedicated to streamlining and strengthening the current service delivery system through even greater collaborative planning, partnership and program execution. It is the vision of the Continuum of Care members to create a seamless, comprehensive system of services that:

1. Prevents homelessness
2. Supports the emergency as well as ongoing supportive needs of the homeless
3. Provides the tools necessary to sustain independent living
4. Leads to permanent self-sufficiency, thereby ending homelessness

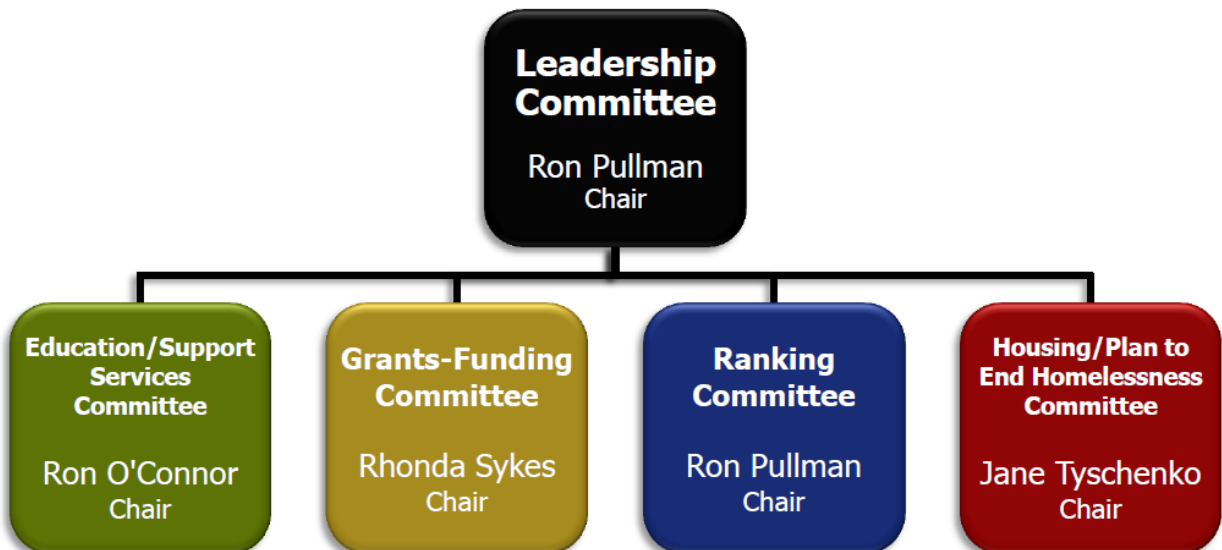
Who should participate?

Government entities, elected officials, non-profit organizations, financial institutions, businesses, housing developers, churches, health care providers, neighborhood associations, educators, the media, homeless as well as formerly homeless persons and others.

What will we achieve in partnership?

Identification of gaps, expansion of existing or development of new services, collaboration for funding opportunities, reduction in duplication and the streamlining of service delivery, while measuring the effectiveness of all services and activities on an ongoing basis within the following structure:

Five "homeless support" committees closely focus on the primary issues impacting Will County's homeless and address these issues in relationship to homeless prevention, crisis intervention, stabilization, housing/self-sufficiency and follow-up:



Leadership Committee



Current Members:

- Agape Missions, NFP
Jill Skole
- Aunt Martha's Youth Service Center
Jennifer White Goehrig
- Area 1 Lead Homeless Liaison Program
Ron O'Connor
- Catholic Charities-Daybreak Center
Jane Tyschenko
- Catholic Charities, Diocese of Joliet
Pam Terrell
- City of Joliet Neighborhood Services
Alfredo Melesio (Co-Chair)
- Consumer Representative
George Mora
- Cornerstone Services, Inc.
Sue Bultman
- Cornerstone Services, Inc.
Nicole Miralgio
- Crisis Line of Will County
Michele Batara
- Emerging Life Solutions
Chrystal Hansen
- Guardian Angel Community Services
April Balzhiser
- Housing Authority of Joliet
R. Dale Evans/Mark Jakielski
- Illinois Dept. of Employment Security
Eva Kukulka
- Lamb's Fold Center for Women and Children
Rhonda Sykes
- MorningStar Mission Ministries, Inc.
Marilyn Farmer
- Stepping Stones Recovery Center
Pete McLenighan
- Trinity Services, Inc.
Michelle Brubaker
- United Way of Will County
Michael Hennessy
- Veterans Assistance Commission of Will County
Cynthia Ketcham (Secretary)
- Village of Bolingbrook
Matthew Eastman
- Will County Center for Community Concerns
Kris White
Todd Fuller (Coordinator)
- Will County Community Development Department
Ronald J. Pullman (Chair)
- Will County Habitat for Humanity
Annette Leck
- Will County Health Department
John J. Cicero

The Leadership Committee provides oversight, coordination, and acts as the decision-making body to ensure that the mission and purpose of the Will County Continuum of Care as set forth in the bylaws is achieved. In support of this purpose, the Leadership Committee shall have the authority to: set and assign goals to committees; assess the progress of goals of Continuum committees; combine and/or eliminate Continuum committees if the need arises to accomplish continuum goals; respond to Committee requests to assist with problem solving and development of initiatives designed to fill homeless service gaps; and to provide technical assistance as needed.

The Leadership Committee members are assigned by the participating agencies of the Continuum of Care set forth in the bylaws and the chairs of the other four committees. Additional members may be added by an amendment to the bylaws and approved by the decision of the committee. Included members are: governmental entities, elected officials, homeless housing providers, and non-profit agencies. Officer terms are two years. Nominations are made at the July meeting, voting takes place at the September meeting, and officers for the next two years are announced at the November meeting. Officers can serve two terms if nominated and elected. The officers re-elected in 2012 for 2013-2014 are:

<p>Chair Ronald Pullman Will County Land Use Department, Community Development Division</p>	<p>Co-Chair Alfredo Melesio City of Joliet, Neighborhood Services Division</p>	<p>Secretary Cynthia Ketcham Veterans Assistance Commission of Will County</p>
-------------------------------------------------------------------------------------------------------------------------------	------------------------------------------------------------------------------------------------------------------	------------------------------------------------------------------------------------------------------------------

Meetings generally have occurred on the fourth Monday of odd-numbered months at 1:00 p.m. at the Will County Center for Community Concerns, however, meeting times and locations are subject to change by the decision of the Committee. This year, the Leadership Committee has elected to schedule additional meetings in order to meet the increased need for HEARTH Act implementation. Please see the schedule below.

Non-Leadership members of the Will County Continuum serve on one or more of the standing Committees to assist in the work of the Continuum. Committee membership is voluntary. To become a member of a Committee, a person needs only to attend a Committee meeting and register with the Committee Chair and the Homeless Services Coordinator. We generally ask for a commitment of one year from anyone who would like to join.

Each non-Leadership Committee shall have a designated Chair and Co-Chair that will facilitate the Committee meetings and represent the interests of the Committee by attending the Leadership Committee meetings. These appointments are assigned by the Leadership Committee.

One Leadership Committee meeting per year serves as the annual meeting/open forum of the Continuum. The invitations are sent to a broad representation of the community and will be open for attendance by anyone who takes interest in preventing and ending homelessness.

**2013 Leadership
Committee Schedule**

January 28th

February 25th

March 25th
(Annual Open Meeting)

April 22nd

May 20th

June 24th

July 22nd

August 26th

September 23rd

October 28th

November 25th

Housing/Plan to End Homelessness Committee

*** Meetings Occur on the First Wednesday of Even-Numbered Months at 10:00 a.m.**

Will County Center for Community Concerns
304 N. Scott Street
Joliet, IL 60432

2013 Meeting Dates

**January 9th • February 20th • April 3rd
June 5th • August 7th • October 2nd**

Purpose/Authority:

- ⇒ 10-Year Plan to End Chronic Homelessness
- ⇒ Coordinated Access & Universal Assessment
- ⇒ Strategic Planning for Housing Resources and Related Services
 - ⇒ Outreach to Chronically Homeless
- ⇒ Discharge Planning Protocols for Corrections, Foster Care, Health Care and Mental Health
- ⇒ Annual Point-In-Time Homeless Count Activities

CoC Goals / Priorities:

- ⇒ Create new PH beds for chronically homeless persons
- ⇒ Increase percentage of homeless persons staying in PH over 6 months to at least 85%
 - ⇒ Increase percentage of homeless persons moving from TH to PH to at least 85%
 - ⇒ Increase percentage of homeless persons employed at exit to at least 40%
 - ⇒ Decrease the number of homeless households with children

***** *Schedule is current as of 3/25/13. Meeting times are subject to change by the decision of the Committee. Please contact the Coordinator (tfuller@wccccc.net) for the most up-to-date information or check the CoC Calendar at:*

<http://calendar.yahoo.com/willcountycoc>

Education/Support Services Committee

***Meetings Usually Occur the Second Tuesday of Even-Numbered Months at 9:00 a.m.**

Will County Center for Community Concerns

304 N. Scott Street

Joliet, IL 60432

2013 Meeting Dates

**February 5th • March 12th • April 9th
June 11th • August 13th • October 8th**

Current Committee Objectives:

- ⇒ Plan and provide technical training opportunities for the homeless
 - ⇒ Host the Annual Informational Forum (Spring)
- ⇒ Work to eliminate barriers for homeless children enrolling in school
- ⇒ Ensure that homeless children are enrolled in school and connected to appropriate services
 - ⇒ Participate in the Homeless Liaison Education Symposium (Fall)
 - ⇒ Host the Annual Mainstream Benefits Forum (Fall)
- ⇒ Address employment and transportation related issues for the homeless

HUD / CoC Goals / Priorities:

- ⇒ Create new PH beds for chronically homeless persons
- ⇒ Increase percentage of homeless persons staying in PH over 6 months to at least 85%
 - ⇒ Increase percentage of homeless persons moving from TH to PH to at least 80%
 - ⇒ Increase percentage of homeless persons employed at exit to at least 25%
- ⇒ Increase percentage of participants enrolled in mainstream benefits at exit to at least 20%
 - ⇒ Decrease the number of homeless households with children
- ⇒ Reallocate CoC NOFA funds as needed with minimal reduction of support services

**Schedule is current as of 2/5/2013. January and December are the exception months due to the difficult schedule of the Holiday Season. An additional meeting is scheduled for March. Meeting times are subject to change by the decision of the Committee. Please contact the Coordinator for the most up-to-date information or check the CoC Calendar at:*

<http://calendar.yahoo.com/willcountycoc>

2012 Housing Inventory Chart

Row#	Year	Prog. Type	Organization Name	Program Name	Geo Code	Inventory Yr	Bed Type	Target Pop A	Target Pop B	Maximum - Yr	CH Beds	Yearly Demand # Beds	Total Demand # Beds	O/V Beds	HMS O/V	RT Count	Total Beds	Utilization Rate
11811	202	E3	Catholic Charities, Diocese of Joliet	O'Neil Center	373480	C	Facility-based	SMFH C	NA	Yes	0	130	0	250	0	51	370	25%
11811	202	E3	Guardian Angel Community Services	Groundwork	373480	C	Facility-based	SMFH C	DV	No	0	20	0	5	0	24	25	96%
11811	202	E5	Morningside Mission	Morningside Mission Emergency Shelter	373480	C	Facility-based	SM	NA	No	0	22	0	20	0	25	42	41%
11813	202	HPI	Catholic Charities, Diocese of Joliet	HPI#1 - Rapid Re-Housing	373937	C		SMFH C		No	0	34	0			34	34	200%
11813	202	PSH	Agnes Mission, NIP	Agnes Mission Permanent Housing	373937	C		SMFH C	HIV	No	0	12	0			12	12	200%
11813	202	PSH	Catholic Charities, Diocese of Joliet	New Beginnings	373480	C		SM	NA	Yes	35	35	0			35	35	200%
11813	202	PSH	Catholic Charities, Diocese of Joliet	Turning Point	373480	U		SMFH C		Yes	32	32	0			32	32	200%
11813	202	PSH	Our Lady Family Ministries	Lands' End/Trinity PSH	373480	C		HC	NA	Yes	8	21	0			21	21	200%
11813	202	PSH	Our Lady Family Ministries	Lands' End/Trinity PSH for CH Women	373480	N		SM	NA	Yes	3	3	0			3	3	200%
11813	202	PSH	Cornerstone Services, Inc.	CS - Omaha	373937	C		SMFH C	NA	Yes	99	130	0			130	130	200%
11813	202	PSH	Cornerstone Services, Inc.	CS - MCPMA	373937	C		SMFH C	HIV	No	38	29	0			29	29	200%
11813	202	PSH	Cornerstone Services, Inc.	CS - Val A	373937	C		SMFH C	NA	Yes	2	2	0			2	2	200%
11813	202	PSH	Cornerstone Services, Inc.	CS - Val B	373937	C		SMFH C	NA	Yes	2	2	0			2	2	200%
11813	202	PSH	Cornerstone Services, Inc.	CS - Val C	373937	U		SMFH C	NA	Yes	2	2	0			2	2	200%
11813	202	PSH	Cornerstone Services, Inc.	CS - Veterans	373480	C		SMFH C	VET	Yes	22	22	0			22	22	200%
11811	202	TH	Agnes Mission, NIP	Agnes Mission Transitional Housing	373480	C	Facility-based	SMF	HIV	No	6	6	0			5	6	83%
11811	202	TH	Our Lady Family Ministries	Lands' End/Trinity PSH for Women and Children	373480	C	Vendor-based	SMF	NA	Yes	25	25	0			21	25	84%
11813	202	TH	Family and Friends, Veterans Program	GFV - Veterans Transitional Housing	373480	C	Facility-based	SM	VET	No	14	14	0			11	14	79%
11811	202	TH	Guardian Angel Community Services	Stay/Co-Hab Place	373480	C	Facility-based	SMF	DV	No	24	24	0			24	24	200%
11811	202	TH	Morningside Mission	Advance Housing	373480	C	Facility-based	SMFH C	NA	No	55	55	0			9	55	38%
11811	202	TH	Morningside Mission	HOPE House	373480	C	Facility-based	SM	NA	No	8	8	0			20	8	225%
11813	202	TH	Morningside Mission	Mens' 300 Recovery	373480	C	Facility-based	SM	NA	No	24	24	0			20	24	79%
11813	202	TH	Morningside Mission	Veterans House	373480	C	Facility-based	SM	VET	No	9	9	0			3	9	33%
11813	202	TH	Morningside Mission	Women and Family Ministries	373480	C	Facility-based	SMF	NA	No	69	69	0			4	69	85%
										Sum : 178	Sum : 178	Sum : 0	Sum : 275	Sum : 0	Sum : 58	Sum : 58		

KEY: Program Type
 E3: Emergency Shelter
 HPI#1: Homeless Prevention and Rapid Re-Housing
 PSH: Permanent Supportive Housing
 TH: Transitional Housing
 SM: Shelter (for inventory)

KEY: Target Population A
 CO: couples only, no children
 HC: households with children
 SF: single females
 SM: single males
 SMHC: single males and households with children
 SMFH: single males and females
 SMF + HC: single males and female households with children
 YF: youth males (under 18 years old)
 YM: youth males (under 18 years old)
 YMF: youth males and females (under 18 years old)

KEY: Target Population B
 DV: Domestic Violence victims only
 VET: Veterans only
 HIV/HIV/AIDS: populations only

KEY: Geographic Codes
 170630 - Village of Bolingbrook
 173480 - City of Joliet
 173937 - Will County

KEY: Inventory Type
 C: Current Inventory
 N: New Inventory
 U: Under development





2012 Continuum of Care (CoC) Homeless Assistance Program

Project Listing

Tier 1 Projects – Total Annual Renewal Demand (ARD) less 3.5%, requires Minimum CoC Score

Cornerstone Services, Inc.

- Permanent Housing for Homeless Persons with Mental Illness and Their Families
Projected Renewal Amount: \$1,734,980 Location: Scattered Sites; Will County

Catholic Charities-Diocese of Joliet

- Daybreak Center – Permanent Housing for Chronically Homeless Men
Projected Renewal Amount: \$768,872 Location: 611 E. Cass Street, Joliet
- Turning Point - Permanent Housing for Chronically Homeless Veterans and Families
One Year Grant: \$54,150 Location: Scattered Sites; Will County

Cornerstone Services, Inc.

- Permanent Housing for Homeless Veterans with Mental Illness
Projected Renewal Amount: \$117,259 Location: Scattered Sites; Will County

Trinity Services, Inc. in partnership with Lamb's Fold Center for Women and Children

- Permanent Housing for Disabled Women and Their Children
Projected Renewal Amount: \$258,147 Location: Scattered Sites; Will County
-

Tier 2 Projects – Contingent on Flat or Increased Levels of Funding and CoC Competitive Score

Cornerstone Services, Inc.

- Permanent Housing for Chronically Homeless Veterans with Mental Illness
Projected Renewal Amount: \$25,983 Location: Scattered Sites; Will County
- Permanent Housing for Veterans - Chronically Homeless with Mental Illness
Projected Renewal Amount: \$25,407 Location: Scattered Sites; Will County

Christian Family Ministries, Lamb's Fold Center for Women and Children

- Permanent Housing for Chronically Homeless and Disabled Women
Projected Renewal Amount: \$26,535 Location: Scattered Sites; Will County
- Transitional Housing for Women with Mental Illness and Their Children
Projected Renewal Amount: \$33,883 Location: Scattered Sites; Will County

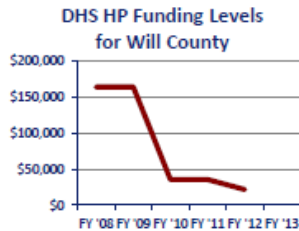
Cornerstone Services, Inc.

- Permanent Housing for Chronically Homeless Veterans with Mental Illness -- New Veterans D
One Year Grant: \$48,636 Location: Scattered Sites; Will County

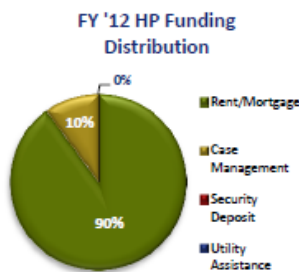
Will County Center for Community Concerns

- CoC Planning Project
One Year Grant: \$38,105 Location: 304 N. Scott Street, Joliet

Homeless Prevention (HP)



The Homeless Prevention Program of the Illinois Department of Human Services (DHS) provides rental/mortgage assistance, security deposit assistance, utility assistance, approved case management, and approved supportive services to individuals and families who are in imminent danger of eviction, foreclosure or homeless, or are currently homeless. Supportive services must directly relate to the prevention of homelessness. These services are provided in an effort to stabilize families in their existing homes, shorten the amount of time that individuals and families stay in shelters, and assist individuals and families with securing affordable housing. The households must document to the provider a temporary economic crisis beyond household control.



Funding for the Homeless Prevention Program is announced annually by IDHS. The funding announcement is directed to the local Continuums of Care (CoC) with the availability of funds. For a number of years, the Will County Continuum of Care has selected Catholic Charities – Diocese of Joliet as the agency to receive these funds and administer the program. This program has done what it was designed to do: prevent homelessness. However, the State of Illinois has decreased the funding for this program dramatically (from \$163,900 to \$21,840) and it is constantly at risk to be cut entirely. We did receive ESG funding (explained below), but that funding was lower than the previous Homeless Prevention and Rapid Rehousing Program (HPRP) and still is insufficient to meet the needs of the ever increasing at-risk population that needs to be diverted from the already overburdened homeless prevention and homeless services system.

Emergency Solutions Grant (ESG) Program



HPRP was created by the American Recovery and Reinvestment Act of 2009 as a HUD program to provide financial assistance and services to either prevent individuals and families from becoming homeless or to help those who are experiencing homelessness to be quickly re-housed and stabilized. HPRP was focused on housing for homeless and at-risk households. The Will County Center for Community Concerns (WCCCC) and Catholic Charities, Diocese of Joliet partnered to administer this program in Will County and all of the funds were expended prior to 2012. The Emergency Solutions Grant (ESG) Program (formerly the Emergency Shelter Grant Program) was combined with the United States Department of Housing and Urban Development's Homeless Assistance Programs through HEARTH Act legislation in 2009. While Will County was an HPRP grantee, the county is not a direct recipient of ESG funding. Will County programs must apply to the state program administered by the Illinois Department of Commerce and Economic Opportunity (DCEO). The new ESG program supports services similar to both the HPRP program and the old ESG program, the funding is not sufficient to replace the annual funding amounts received through HPRP and the old ESG program.

DCEO, using a formula allocation similar to that used by the DHS HP program discussed above, allocated \$239,765 in ESG funds to the Will County Continuum of Care for the 2012 program year. Due to a quick turn around needed in response to the state, our leaders decided that programs would receive the same amount of emergency shelter-related funds through the 2012 ESG allocation as they did in the 2011 allocation from DCEO that did not go through CoC's. This was to minimize the change and not put the organizations at risk of losing funding right away that they had received in the past. It was also decided that the remainder of the funding was to be proportionately divided among the agencies that received HPRP funding in order to continue those activities and help make up the deficiency we have been experiencing in HMIS funding that has not increased in about 12 years despite increasing technology costs.

We are now in the process of determining how to distribute the 2013 funds in the amount of \$287,820. The application for the CoC is due to DCEO on April 15th, and individual program applications will be due at the end of April. Anyone interested in this funding application should contact the coordinator. There will be a meeting to discuss these funds in the very near future.

Connecting
Renters with
Landlords and
Property
Managers to
resolve needs
for affordable
housing



Willfindhousing.org went live in July, 2010. By the end of 2012:

- > There were 9,120 custom searches for rental properties.
- > There were 5,653 quick searches for rental units.
- > 65 Landlord Companies/Property Owners listed units on the site.
- > 1,204 units were listed in the system.
- > Funding has been secured to continue the site and it will receive an upgrade in 2013!

willfindhousing.org

The affordable housing search resource for the communities of Will County, IL

Willfindhousing.org is a web-based solution that provides renters, landlords, property managers and housing agencies a single point of access to Will County's affordable/low-income housing market. At Willfindhousing.org, you can easily perform specialized searches that help in locating affordable, accessible and special needs housing on the internet for subsidized and private market housing. Willfindhousing.org offers various search criteria with special features like the Housing Calculator, a tool that helps renters determine affordable monthly rent based on their median household income. And yes... everything is FREE!!!

Efficient affordable, accessible and special needs housing searches at no charge

Flexible > Willfindhousing.org allows property managers to independently manage their accounts and properties 24/7 while easily updating the availability of their listings with detailed unit descriptions, photographs, and rental applications.

Detailed Mapping System > Every property listed on Willfindhousing.org includes a map for quick area reference

Up-to-date units > Willfindhousing.org sends automatic emails weekly to property managers reminding them to update their properties and automatically expires units that have not been updated in a timely manner.

Specifics > The detailed search capabilities ensure that renters and agencies that help people find housing will get quick results. Search by availability, location, rent, unit size, property amenities, and special criteria such as special needs properties, accessibility, senior housing, units that accept Section 8 vouchers and more.

Variety > Unlike websites which are limited to one housing type, Willfindhousing.org offers renters one-stop shopping of the affordable rental market, such as public housing, nonprofit-owned properties, tax-credit units, population-based, and private market housing within the affordable rental range.

Increases housing stability > The customized searches results in housing that meets renters' needs so they move less and create stable households.


Increases homeownership > Willfindhousing.org also helps promote homeownership by listing affordable homes for sale. It will also return homes for sale listings in a search for rentals. This educates some renters that they may be able to buy a home with a mortgage payment that is similar to what they can pay for rent.



Be sure to check the Other Resources tab when you visit to view information about local agencies and organizations that provide helpful services to the residents of Will County!



www.willfindhousing.org



Education/Support Services Committee
2012 Mainstream Resources Forum
Friday, October 19th, 2012

Agenda

8:00 a.m. - 8:30 a.m.

- Registration

8:30 a.m. - 12:00 p.m.

- Introduction and Continuum of Care Overview

Todd Fuller

- Social Security Administration

Laura Lemus & Lark Lehocky

- Illinois Department of Employment Security

Edith Reyes

- Illinois Department of Human Services

Brian Dolezal

12:00 p.m. - 1:00 p.m.

- Lunch

1:00 p.m. - 4:30 p.m.

- Workforce Services Division of Will County

Susan Flessner

- Veterans Assistance Commission of Will County

Cindy Ketcham

- Hines VA Hospital HUD/VASH Program

Corinne Steimer


- Prairie State Legal Services, Low Income Tax Clinic

Andrew VanSingel

- Will County Center for Community Concerns

Marla Ramos

- Questions and Evaluation Forms



2012 Point-In-Time (PIT) Homeless Count

The U.S. Department of Housing and Urban Development (HUD) requires that communities receiving federal funds from the McKinney-Vento Homeless Assistance Grants program conduct a point-in-time count of sheltered and unsheltered homeless persons at least every other year. We are required to identify whether a person is an individual, a member of a family unit, an unaccompanied youth, or whether a person is chronically homeless, indicating long-time or repeated homelessness and the presence of a disability. Communities report the numbers from their point-in-time counts as part their Continuum of Care (CoC) application. Starting in 2010, PIT Counts are input directly into HUD's Homelessness Data Exchange (HDX) website.

HUD requires that these counts occur during the last week of January. In 2012, Will County's count was on January 26th. The first of these counts for which data was assimilated nationally was conducted in January 2005. Many communities conduct point-in-time counts annually, rather than just meet the minimum requirement of counting biannually. Will County has conducted our counts annually every year since 2004.

Total Persons and Households Counted				
	Sheltered		Unsheltered	Total
	Emergency	Transitional		
Total Persons	135	147	9	291
Total Households	107	89	9	205

Persons and Households Counted by Household Type				
	Sheltered		Unsheltered	Total
	Emergency	Transitional		
Persons in Households with at least one Adult and one Child				
Persons	40	87	0	127
Households	12	30	0	42
Persons in Households without Children				
Persons	95	60	9	164
Households	95	59	9	163
Persons in Households with only Children				
Persons	0	0	0	0
Households	0	0	0	0

Homeless Subpopulations			
	Sheltered	Unsheltered	Total
Chronically Homeless	7	8	15
Severely Mentally Ill	29	3	32
Chronic Substance Abuse	23	4	27
Veterans	24	0	24
Persons with HIV/AIDS	5	0	5
Victims of Domestic Violence	75	0	75
Unaccompanied Youth (Under 18)	0	0	0

Point-in-time counts are important because they establish the dimensions of the problem of homelessness and help policymakers and program administrators track progress toward the goal of ending homelessness. Collecting data on homelessness and tracking progress can inform public opinion, increase public awareness, and attract resources that will lead to the eradication of the problem. For example, if homeless youth are not included in local point-in-time counts, their needs could be under-represented as governments, nonprofits, and key stakeholders at the federal, state, and local level plan to respond to the problem.

HUD uses information from the local point-in-time counts, among other data sources, in the congressionally-mandated Annual Homeless Assessment Report to Congress (AHAR). This report is meant to inform Congress about the number of people experiencing homelessness in the U.S. and the effectiveness of HUD's programs and policies in decreasing those numbers. On the local level, the PIT Counts help our community plan services and programs to appropriately address local needs, measure progress in decreasing homelessness, and identify strengths and gaps (unmet needs) in Will County's current homelessness assistance system.

For more general information about PIT, etc., please visit:
www.hudhdx.info

Unmet Needs				
		Emergency Shelter	Transitional Housing	Permanent Supportive Housing
		Households with at least One Adult and One Child	Beds	0
	Units	0	0	2
Households with only Children	Beds	0	0	0
	Units	0	0	0
Households without Children	Beds	0	38	30

Homeless Services Program

All clients served have been referred by homeless service providers and the data provided is for time period from October 1, 2011 through September 30, 2012 in order to coincide with the federal funding cycle. An average of 5 households per day signed in for services. The household and individual numbers are unduplicated, though a household may have received services on separate occasions. The living situation is representative of where the household stayed the night prior to their first service. The referral sources are reflective of the agency that first referred the households, though many households were referred by more than one agency over the course of the program year.

Households:

- 355 households, containing 455 individuals, were served.
- 201 households were residing in an emergency shelter.
- 67 were in a substance abuse treatment program.
- 27 were enrolled in transitional housing programs.
- 24 were inconsistently staying with family/friends.
- 22 were on the streets without any form of shelter.
- 14 were temporarily staying in a Hotel/Motel.

Referrals:

Morning Star Mission	113
Daybreak	96
Stepping Stones	67
Guardian Angel	61
WCCCC	7
Agape Missions	4
Family & Friends	3
Lamb's Fold	3

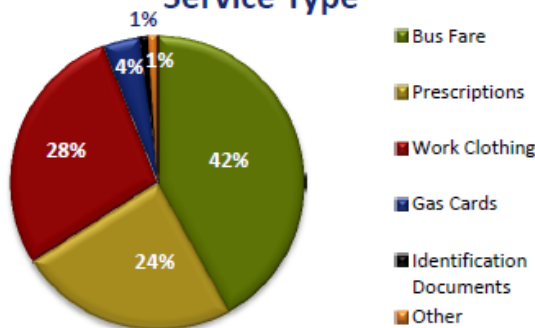
Demographics:

Total Persons	455
Single Adults	310
Families	45
Adults	48
Children	97
Domestic Violence Victims	78
Mentally Ill	79
Physically Disabled	69
Chronically Homeless	48
Alcohol Abuse	59
Substance Abuse	43
Veterans	9
Developmental Disability	2
HIV/AIDS/Chronically Ill	6

Services:

Case Management	508
Bus Fare	383
Work Clothing	94
Prescriptions	72
Clothing Vouchers	52
Gas Cards	47
Identification Documents	18
Education Related Fees	10
Other Miscellaneous Needs	2

% of Budget Expended by Service Type



The chart to the left shows the percentages of the budget utilized for each type of service. A total of \$30,260.51 was expended for services during the program year. The percentages are rounded to the nearest whole percentage. The average cost of services (not including case management) was \$85.24 per household or \$66.51 per person.

4th Week Phenomenon Program

The 4th Week program was formed out of a concept that was developed during the authoring of the CoC's 10-year plan to end chronic homelessness. The "4th Week Phenomenon" represents monthly population shifts of individuals who live in the inexpensive hotels and motels in the area until their monthly benefit funds run out. They then move into shelters or live on the streets for the fourth week of the month or until the money becomes available again on the first of the month. They then move back into the hotels and motels for as long as the money lasts.

Once admitted into the program, a client will attend two scheduled case management sessions per month for six months. During these sessions, they work with the case manager to assess their self-sufficiency in key areas including health, income, employment, education, etc. They then create and set attainable goals centered on increasing their self-sufficiency in each of those areas. Where applicable, the clients are referred to other agencies and organizations for services to assist them with the completion of their goals. Once per month over the six-month time frame, the program will pay for one week's hotel or motel expenses. The payment is made directly to the hotel/motel on the condition that they are willing to accept payment and that the client is on good terms with the business.

The 4th Week Program has successfully partnered with five hotels/motels that have been willing to accept payments for clients enrolled in the program: Hotel Plaza, Inc., Crest Hill Inn, Joliet Inn, Starr Inn, Town House Motel, Bel-Air Motel, Crown Inn, Red Roof Inn, Sands Motel, and the Elk's Motel.

Below are statistics on the number of participants, housing costs for the program, and outcomes:

Demographics:

Total Persons	73
Single Adults	25
Families	11
Adults	15
Children	33
Domestic Violence Victims	5
Physically Disabled	6
Veterans	8
Mentally Ill	7
Chronically Homeless	15
Alcohol Abuse	9
Substance Abuse	5

Services:

Nights of Stable Housing Provided	1484
Average Cost per Night	\$21.32
Total Housing Cost	\$31,640.92
Case Management	261

Outcomes:

Moved into Permanent Housing	10
Moved into Transitional Housing	1
Remained in Hotel/Motel	10
Emergency Shelter placement	4
Hospital	2
Lost contact	8
Substance Abuse Treatment	1

Around 30% of the participants in this program to date have obtained a "positive outcome," which means they were placed into permanent or transitional housing. Many of the remaining individuals had housing barriers that prevented them from placement into rental units. Those barriers included poor rental histories, poor credit, prior evictions, criminal background, etc. Longer term or permanent supportive housing programs would have served those participants well, however, there were no appropriate permanent supportive housing beds available to them. Some chose to remain in the hotel/motel and continue trying to pay on a daily or weekly basis; others elected to enroll in shelter programs. Other participants either did not take full advantage of the program or simply quit the program after receiving assistance. We were not able to follow-up with some of the individuals because they did not stay in contact. However, all of the enrolled clients were able to remain stably sheltered at the hotel/motel where they were residing and made progress toward eliminating the barriers that prevent them from obtaining permanent housing.

Staff has and will continue to incorporate some of the assessment and case management tools created for the Homeless Prevention and Rapid Re-Housing Program and Emergency Solutions Grant Program into the 4th Week Program, including the self-sufficiency matrix module that was added to HMIS. These tools will help with identifying the target population, strengthening outreach efforts, and recording progress. The housing search and placement resources developed will also be very useful for the participants of this program.

Key Dates from 2012

- January 10th: Education/Support Services Committee held at 9:00 a.m.
- January 10th: HMIS User Group held at 1:30 p.m.
- January 11th: Housing/Plan to End Homelessness Committee meeting held at 10:00 a.m.
- January 12th: Regional Round Table held at 2:00 p.m. in Chicago
- January 17th: Data submitted for the Annual Homelessness Assessment Report (AHAR) to Congress
- January 17th: HUD Webinar: CoC Check-Up - Next Steps at 2:30 p.m.
- January 20th: IDHS Homeless Services Funding, Application and Information Update Webinar at 10:00 a.m.
- January 20th: Deadline for submitting data for the Annual Homelessness Assessment Report (AHAR) to Congress
- January 23rd: Leadership Committee Meeting held at 1:00 p.m.
- January 23rd: CoC Participation in the Agencies United Meeting at 3:30 p.m. at Joliet Area Hospice
- January 24th: CoC Participation in the Education Administrators Training with the ROE at the PDA at 1:00 p.m.
- January 26th: Point-In-Time Counts of Homeless Persons and Housing Inventory Surveys conducted
- February 1st: Housing/Plan to End Homelessness Committee meeting held at 10:00 a.m.
- February 3rd: All data categories for the Annual Homelessness Assessment Report (AHAR) to Congress were confirmed as good, useable data by Abt Associates.
- February 14th: Education/Support Services Committee held at 9:00 a.m.
- February 14th: HMIS User Group held at 1:30 p.m.
- February 15th: CoC Presentation at Groundwork staff meeting of Guardian Angel Community Services at 3:00 p.m.
- March 8th: Regional Round Table held at 2:00 p.m. in Chicago
- March 13th: HMIS User Group held at 1:30 p.m.
- March 15th: Leadership Strategic Planning Sub-Committee held at 2:00 p.m.
- March 16th: DCEO Conference Call with CoCs regarding 2011 ESG 2nd Allotment Funding at 1:00 p.m.
- March 20th: HUD Webinar - *Implementing Coordinated/Centralized Intake* hosted at 2:00 p.m.
- March 22nd: Will County Reentry Coalition Meeting hosted by Agape Missions held at 12:00 p.m.
- March 23rd: 2011 2nd Allotment ESG Activity Table/Budget Worksheet submitted to DCEO as requested
- March 26th: Annual Open Leadership Meeting held at 9:00 a.m. at the Cherry Hill Conference Center in Joliet
- March 27th: HUD Webinar - *Developing and Reporting Performance Measures* held at 2:30 p.m.
- April 3rd: HUD Webinar - *Reporting Housing Inventory Count and Point-in-Time Count Data in the Homelessness Data Exchange* held at 2:30 p.m.
- April 10th: Education/Support Services Committee held at 9:00 a.m.
- April 10th: HMIS User Group held at 1:30 p.m.
- April 10th: HUD Webinar - *Building the Bridge: HPRP to ESG* held at 2:30 p.m.
- April 23rd: HUD Field Office forwards our 2011 CoC NOFA Scores and Debriefing
- April 25th: HUD Webinar - *HUD 2011 CoC NOFA Debriefing Webcast* held at 12:00 p.m.
- April 26th: Results-Oriented Management and Accountability (ROMA) Training from 8:00 a.m. to noon
- April 27th: CoC participates in the Will County Youth Provider Networking Summit 2012: "Linkages to the Future"
- May 1st: USICH Webinar - *Understanding Medicaid Reform* held at 10:30 a.m.
- May 2nd: Housing/Plan to End Homelessness Committee meeting held at 10:00 a.m.
- May 5th: Supporting our Families in Transition event held at Joliet West High School from 9:00 a.m. to 1:00 p.m.
- May 8th: HMIS User Group held at 1:30 p.m.
- May 8th: HUD Webinar - *Homeless Status: Recordkeeping Requirements* hosted at 1:30 p.m.

Key Dates from 2012 (cont.)

- May 10th: Regional Round Table held at 2:00 p.m. in Chicago
- May 11th: HUD Webinar Second Broadcast - *Homeless Status: Recordkeeping Requirements* held at 11:30 a.m.
- May 15th: HUD Webinar - *At Risk Status and Income: Recordkeeping Requirements* held at 2:30 p.m.
- May 21st: Leadership Committee Meeting held at 1:00 p.m.
- May 22nd: HUD Webinar - *Building the Bridge: HPRP to ESG* held at 2:30 p.m.
- May 24th: DCEO 2011-2012 ESG Program Conference Call held at 2:00 p.m.
- May 29th: CoC Conference Call with DCEO in regard to the Emergency Solutions Grant (ESG) Program at 9:00 a.m.
- June 5th: HUD releases additional technical guidance documents in regard to new homeless definitions
- June 6th: Housing/Plan to End Homelessness Committee meeting held at 10:00 a.m.
- June 8th: CoC Check-Up Action Plan comments due back to Coordinator
- June 12th: Education/Support Services Committee held at 9:00 a.m.
- June 12th: HMIS User Group held at 1:30 p.m.
- June 18th: Crisis Intervention Team Training for law enforcement officers in regard to homelessness at the JJC - Weitendorf Agricultural Education Center from 3:00 to 5:00 p.m.
- June 20th: Fair Housing Training from 9:00 a.m. to 12:00 p.m. at the Will County Executive Building
- June 28th: Will County Reentry Coalition Quarterly Meeting held from 12:00 to 1:30 p.m. at Giovan's Restaurant
- June 30th: CoC Check-Up process concludes
- July 14th: HUD publishes Interim CoC Regulation Rule for HEARTH Act Implementation
- July 23rd: Leadership Committee Meeting held at 1:00 p.m.
- July 24th: ICADV Board Meeting from 1:30 to 3:30 p.m. at the IACAA Springfield office
- July 26th: Supportive Housing Providers Association (SHPA) and Housing Action Illinois (HAI) CoC Conference Call held at 10:00 a.m.
- July 27th: 2012 CoC NOFA Grant Inventory Worksheets (GIWs) distributed to CoCs
- August 1st: Housing/Plan to End Homelessness Committee meeting held at 10:00 a.m.
- August 14th: Education/Support Services Committee held at 9:00 a.m.
- August 16th: Initial draft of the 2012 CoC NOFA Grant Inventory Worksheet (GIW) submitted to HUD Field Office; corrections will be expected after HUD releases additional technical assistance for the GIW
- September 4th: HUD Webinar: *CoC Program – Leasing vs. Rental Assistance: Determining How to Classify Your Project on the GIW* held at 2:30 p.m.
- September 11th-12th: 2012 Annual HUD Peer-to-Peer Conference in Springfield
- September 12th: Will County Regional Office of Education Homeless Symposium (First Date)
- September 13th: CoC Regional Round Table held at 2:00 p.m. in Chicago
- September 24th: Leadership Committee Meeting held at 1:00 p.m.
- September 27th: Low Income Tax Assistance Coalition (LITAC) meeting held at 9:30 a.m. at the Spanish Center
- September 28th: Will County Regional Office of Education Homeless Symposium (Second Date)
- October 1st: Open Door Day held at MorningStar Mission from 10:00 a.m. to 2:00 p.m.
- October 2nd: HUD Webinar: *Preparing for Your 2013 Housing Inventory and Point-in-Time Counts* at 2:30 p.m.
- October 3rd: Housing/Plan to End Homelessness Committee meeting held at 10:00 a.m.
- October 9th: Education/Support Services Committee held at 9:00 a.m.
- October 9th: HUD Webinar: *Annual Homeless Assessment Report (AHAR): An Introduction to the Data Collection Process* held at 2:30 p.m.

Key Dates from 2012 (cont.)

- October 16th: ICADC Board Meeting held via conference call at 1:30 p.m.
- October 16th: HUD Webinar: *Implementing the HEARTH Act: The Emergency Solutions Grants Program* held at 2:30 p.m.
- October 19th: 2012 Mainstream Resources Forum held at the Romeoville Recreation Center from 8:00 a.m. to 4:00 p.m.
- October 23rd: HUD Webinar: *Annual Homeless Assessment Report (AHAR) Part 2: Steps to a Successful Data Submission* held at 2:30 p.m.
- October 24th: Low Income Tax Assistance Coalition (LITAC) meeting held at 9:30 a.m. at the Spanish Center
- October 25th: HAIL/SHPA CoC Conference Call held at 10:00 a.m.
- October 25th: HMIS Training w/ MorningStar Mission held at 1:30 p.m.
- October 30th: Meeting with Housing/Plan to End Homeless Committee Officers at Daybreak at 1:00 p.m.
- November 5th: ESG Quarterly Client Statistics Report Due
- November 6th: Volunteer Income Tax Assistance (VITA) presentation for accounting students at Governor's State University at 1:30 p.m.
- November 7th: Housing/Plan to End Homelessness Committee meeting held at 10:00 a.m.
- November 8th: CoC Regional Round Table held at 2:00 p.m. in Chicago
- November 13th-15th: Bowman Systems National User Summit, attended by HMIS System Administrator
- November 15th: Draft data for 2012 Annual Homeless Assessment Report (AHAR) to Congress due
- November 26th: Leadership Committee Meeting held at 1:00 p.m.
- November 28th: 2012 CoC NOFA Competition Application Workshop held at 10:00 a.m.
- December 3rd: HAIL/SHPA CoC Conference Call held at 10:30 a.m.
- December 7th: ESG Homeless Prevention meeting with Catholic Charities - Daybreak Center held at 10:00 a.m.
- December 7th: All Project Renewal Forms and New Project Applications for 2012 CoC NOFA submitted to CoC
- December 11th: HUD Webinar - *Continuum of Care (CoC) Program: Understanding the Role of the Collaborative Applicant* held at 2:30 p.m.
- December 17th: HUD Webinar - *Preparing for Your 2013 Housing Inventory and Point-in-Time Counts with Special Attention on Veteran Program Guidance* held at 1:00 p.m.
- December 18th: Ranking Committee meeting held at 9:00 a.m. for 2012 CoC NOFA Project Ranking
- December 18th: HUD Webinar - *Homeless Programs Transition Policies and Changes* held at 2:30 p.m.



***Continuum of Care/WCCCC Staff
Contact Information:***

Will County Center for Community Concerns
304 N. Scott Street
Joliet, IL 60432

(815) 722-0722
(815) 722-6344 fax

Todd Fuller
Homeless Services Coordinator
Ext. 205
tfuller@wcccc.net

Jennifer Cox
Homeless Services Specialist
Ext. 224
jcox@wcccc.net

Suzanne Principe
Homeless Services Specialist
Ext. 224
sprincipe@wcccc.net

Brent DeCarlo
HMIS System Administrator
Ext. 211
bdecarlo@wcccc.net

w w w . w c c c c . n e t / c a r e . a s p

EXHIBIT B: CERTIFICATE OF CONSISTENCY

Certification of Consistency with the Consolidated Plan

U.S. Department of Housing
and Urban Development

I certify that the proposed activities/projects in the application are consistent with the jurisdiction's current, approved Consolidated Plan.
(Type or clearly print the following information:)

Applicant Name: IL-506 Joliet/Bolingbrook/Will County Continuum of Care

Project Name: <See Attached Project Ranking for Project Names/Locations>


Location of the Project: Will County, IL

Name of the Federal Program to which the applicant is applying: 2013 Continuum of Care (CoC) Homeless Assistance Program


Name of Certifying Jurisdiction: City of Joliet, IL (173480 JOLIET)

Certifying Official of the Jurisdiction Name: James D. Hock

Title: City Manager

Signature: 

Date: 1/29/14



2013 Continuum of Care (CoC) Homeless Assistance Program

IL-506 Project Ranking

Tier 1 Projects — Total Annual Renewal Demand (ARD) less 5%, requires Minimum CoC Score

Rank	Applicant	Project	Location	*New or Renewal Project	Approved Budget
1	Christian Family Ministries, The Lamb's Fold Center for Women and Children	Permanent Housing for Chronically Homeless and Disabled Women and Their Children III	Scattered Sites; Will County	New	\$32,498
2	Catholic Charities, Diocese of Joliet	Turning Point	Scattered Sites; Will County	Renewal	\$53,498
3	Trinity Services, Inc (w/ Lamb's Fold)	Permanent Housing for Disabled Women and Their Children	Scattered Sites; Will County	Renewal	\$277,119
4	Catholic Charities, Diocese of Joliet	Kendall Grundy Homeless Project	Scattered Sites; Kendall and Grundy Counties	Renewal	\$71,560
5	Cornerstone Services, Inc.	Permanent Housing for Chronically Homeless Veterans with Mental Illness -- Renewal Vets A	Scattered Sites; Will County	Renewal	\$25,898
6	Cornerstone Services, Inc.	Permanent Housing for Chronically Homeless Veterans with Mental Illness -- Renewal B	Scattered Sites; Will County	Renewal	\$25,278
7	Cornerstone Services, Inc.	Permanent Housing for Homeless Veterans with Mental Illness - Renewal Vets 12	Scattered Sites; Will County	Renewal	\$116,675
8	Catholic Charities, Diocese of Joliet	Daybreak Center	611 E. Cass Street, Joliet	Renewal	\$750,595
9	Cornerstone Services, Inc.	Permanent Housing for Chronically Homeless Veterans with Mental Illness -- Renewal C	Scattered Sites; Will County	Renewal	\$24,854
10	Cornerstone Services, Inc.	Permanent Housing for Homeless Persons with MI and their Families (Combo) -- Renewal	Scattered Sites; Will County	Renewal	\$1,665,142
11	Will County Center for Community Concerns	Planning Grant	304 N. Scott Street, Joliet	N/A	\$38,066
				Total	\$3,081,183

Tier 2 Projects — Contingent on Funding Levels and/or CoC Competitive Score

12	Christian Family Ministries, The Lamb's Fold Center for Women and Children	Permanent Housing for Chronically Homeless and Disabled Women and Their Children %	Scattered Sites; Will County	New	\$13,200
13	Catholic Charities, Diocese of Joliet	Creative Crossroads	Scattered Sites; Will County	New	\$37,331
14	Cornerstone Services, Inc.	Permanent Supportive Housing for Chronically Homeless Persons with Mental Illness and their Families	Scattered Sites; Will County	New	\$111,637
				Total	\$162,168

* There is no "new" funding; new projects can only be funded through reallocation of renewal funding.

Available online at: <https://sites.google.com/a/wcccc.net/willcountycoc/notice-of-funding-availability-nofa>

EXHIBIT C: HOME MATCH REPORT 2013

HOME Match Report

U.S. Department of Housing and Urban Development
Office of Community Planning and Development

OMB Approval No. 2506-0171
(exp. 12/31/2012)

Part I Participant Identification		Match Contributions for Federal Fiscal Year (yyyy)	
1. Participant No. (assigned by HUD) M-13-MC-17-0216	2. Name of the Participating Jurisdiction City of Joliet	3. Name of Contact (person completing this report) Vicki Martell	
5. Street Address of the Participating Jurisdiction 150 W. Jefferson Street	7. State IL	4. Contact's Phone Number (include area code) 815-724-4089	
6. City Joliet	8. Zip Code 60432		

Part II Fiscal Year Summary

1. Excess match from prior Federal fiscal year	\$	1,091,267.08	
2. Match contributed during current Federal fiscal year (see Part III.9)	\$	0.00	
3. Total match available for current Federal fiscal year (line 1 + line 2)	\$		1,091,267.08
4. Match liability for current Federal fiscal year	\$		32,146.62
5. Excess match carried over to next Federal fiscal year (line 3 minus line 4)	\$		1,059,120.46

Part III Match Contribution for the Federal Fiscal Year

1. Project No. or Other ID	2. Date of Contribution (mm/dd/yyyy)	3. Cash (non-Federal source)	4. Forgone Taxes, Fees, Charges	5. Appraised Land / Real Property	6. Required Infrastructure	7. Site Preparation, Construction Materials, Donated labor	8. Bond Financing	9. Total Match
none								none

EXHIBIT D: HOME 2013 ANNUAL PERFORMANCE REPORT

Annual Performance Report HOME Program

U.S. Department of Housing
and Urban Development
Office of Community Planning
and Development

OMB Approval No. 2506-0171
(exp. 8/31/2009)

Public reporting burden for this collection of information is estimated to average 2.5 hours per response, including the time for reviewing instructions, searching existing data sources, gathering and maintaining the data needed, and completing and reviewing the collection of information. This agency may not conduct or sponsor, and a person is not required to respond to, a collection of information unless that collection displays a valid OMB control number.

The HOME statute imposes a significant number of data collection and reporting requirements. This includes information on assisted properties, on the owners or tenants of the properties, and on other programmatic areas. The information will be used: 1) to assist HOME participants in managing their programs; 2) to track performance of participants in meeting fund commitment and expenditure deadlines; 3) to permit HUD to determine whether each participant meets the HOME statutory income targeting and affordability requirements; and 4) to permit HUD to determine compliance with other statutory and regulatory program requirements. This data collection is authorized under Title II of the Cranston-Gonzalez National Affordable Housing Act or related authorities. Access to Federal grant funds is contingent on the reporting of certain project-specific data elements. Records of information collected will be maintained by the recipients of the assistance. Information on activities and expenditures of grant funds is public information and is generally available for disclosure. Recipients are responsible for ensuring confidentiality when public disclosure is not required.

This form is intended to collect numeric data to be aggregated nationally as a complement to data collected through the Cash and Management Information (C/M) System. Participants should enter the reporting period in the first block. The reporting period is October 1 to September 30. Instructions are included for each section if further explanation is needed.

Submit this form on or before December 31.	This report is for period (mm/dd/yyyy)		Date Submitted (mm/dd/yyyy)
Send one copy to the appropriate HUD Field Office and one copy to: HOME Program, Rm 7176, 451 7th Street, S.W., Washington D.C. 20410	Starting	Ending	
	1-1-13	12-31-13	3-31-14

Part I Participant Identification

1. Participant Number M-13-17-MC-0216	2. Participant Name City of Joliet		
3. Name of Person completing this report Vicki Martell		4. Phone Number (Include Area Code) 815-724-4089	
5. Address 150 West Jefferson Street	6. City Joliet	7. State IL	8. Zip Code 60432

Part II Program Income

Enter the following program income amounts for the reporting period: in block 1, enter the balance on hand at the beginning; in block 2, enter the amount generated; in block 3, enter the amount expended; and in block 4, enter the amount for Tenant-Based rental Assistance.

1. Balance on hand at Beginning of Reporting Period	2. Amount received during Reporting Period	3. Total amount expended during Reporting Period	4. Amount expended for Tenant-Based Rental Assistance	5. Balance on hand at end of Reporting Period (1 + 2 - 3) = 5
0.00	0.00	0.00	0.00	0.00

Part III Minority Business Enterprises (MBE) and Women Business Enterprises (WBE)

In the table below, indicate the number and dollar value of contracts for HOME projects completed during the reporting period.

	a. Total	Minority Business Enterprises (MBE)			f. White Non-Hispanic
		b. Alaskan Native or American Indian	c. Asian or Pacific Islander	d. Black Non-Hispanic	
A. Contracts					
1. Number	0				
2. Dollar Amount	\$0.00				
B. Sub-Contracts					
1. Number	0				
2. Dollar Amount	\$0.00				
	a. Total	b. Women Business Enterprises (WBE)	c. Male		
C. Contracts					
1. Number	0				
2. Dollar Amount	\$0.00				
D. Sub-Contracts					
1. Number	0				
2. Dollar Amounts	\$0.00				

Part IV Minority Owners of Rental Property

In the table below, indicate the number of HOME assisted rental property owners and the total dollar amount of HOME funds in these rental properties assisted during the reporting period.

	a. Total	Minority Property Owners				f. White Non-Hispanic
		b. Alaskan Native or American Indian	c. Asian or Pacific Islander	d. Black Non-Hispanic	e. Hispanic	
1. Number	0					
2. Dollar Amount	\$0.00					

Part V Relocation and Real Property Acquisition

Indicate the number of persons displaced, the cost of relocation payments, the number of parcels acquired, and the cost of acquisition. The data provided should reflect only displacements and acquisitions occurring during the reporting period.

	a. Number	b. Cost
1. Parcels Acquired	0	
2. Businesses Displaced	0	
3. Nonprofit Organizations Displaced	0	
4. Households Temporarily Relocated, not Displaced	0	

Households Displaced	a. Total	Minority Business Enterprises (MBE)				f. White Non-Hispanic
		b. Alaskan Native or American Indian	c. Asian or Pacific Islander	d. Black Non-Hispanic	e. Hispanic	
5. Households Displaced - Number	0					
6. Households Displaced - Cost	\$0.00					

EXHIBIT E: 2013 MINORITY BUSINESS LISTING

BUSINESS	LOCATION	OWNER	TYPE OF BUSINESS	PHONE NUMBER
Andrea Bertani	310 N Hammes Av	Andrea Bertani	Accident Reconstruction Service	815-741-3090
Assam & Associates	281 E Cass St	Edward Assam	Accountant	815-723-2833
Mary Ann Egger	1859 Black Rd	Mary Ann Egger	Accountant	815-744-5500
Meade Accounting	601 E Cass St	Mitchelena Meade	Accountant	815-726-8155
McCarthy & McHugh, Ltd	801 N Larkin Av	Kathleen McHugh	Accountant	815-725-2500
Jacqueline McRee, CPA	1000 Essington Rd	Jacqueline McRee	Accountant	815-773-2310
Johanna Rux & Associates	918 Plainfield Rd	Johanna Rux	Accountant	815-727-5512
Keep a Count	2434 Poplar St	Kathleen Lee	Accounting/Bookkeeping Service	815-439-8022
Rock Run Design & Advertising	20963 Rock Run Dr	Debi Schorle	Advertising	815-725-0807
Raymond Bolden	54 N Ottawa St Ste 245	Raymond Bolden	Attorney	815-723-2896
Allison Carley	58 N Chicago St	Allison Carley	Attorney	815-723-8300
Judith DeVriendt	10 S Chicago St	Judith DeVriendt	Attorney	815-723-8300
Lea Dreil	54 N Ottawa St Ste 200	Lea Dreil	Attorney	815-723-2252
David Garcia	1012 Plainfield Rd	David Garcia	Attorney	815-723-5090
Chrystal Gavin	58 N Chicago St Ste 400	Chrystal Gavin	Attorney	815-726-1900
Michelle Hansen	77 Infantry Dr	Michelle Hansen	Attorney	815-730-8860
Angela Henderson	54 N Ottawa St	Angela Henderson	Attorney	815-726-8500
Nicole Kimble	58 N Chicago St Ste 2080	Nicole Kimble	Attorney	815-726-2080
Leanne Lantz	10 S Chicago St	Leanne Lantz	Attorney	815-722-2550
Susan Lyons	58 N Chicago St Ste 509	Susan Lyons	Attorney	815-727-1937
Victoria Kennison McKay	5 W Jefferson St	Victoria Kennison McKay	Attorney	815-727-7600
Eric Mitchell	54 N Ottawa St Ste 245	Eric Mitchell	Attorney	815-723-2895
Mary Penosky	516 Sierra Rose Cr	Mary Penosky	Attorney	815-725-5022
Stephanie Speakman	71 N Ottawa St	Stephanie Speakman	Attorney	815-723-2004
Dawn Underhill	63 W Jefferson St	Dawn Underhill	Attorney	815-726-4700
Rachel Wesley	58 N Chicago St Ste 400	Rachel Wesley	Attorney	815-774-9447
Wayne's World of Wheels	1531 E Cass St	Wayne Ward	Auto & Truck Accessories	815-723-9803
Auto World 2000	115 E Clinton St	Bob Johnson	Auto Body Shop & Parts	815-727-4317
Joliet Dodge Inc	2617 W Jefferson St	Carl R Duikes (Pres)	Auto Dealership	815-729-3343
C & S Upholstery Car Detailing	505 E Cass St	Fred Cartwright	Auto Detailing	815-726-4130
Aaron Auto Glass	700 N Herkimer	Sergio Jaime	Auto Detailing	815-722-2200
Illinois Auto Glass Inc	511 E Cass St	Francisco Correa	Auto Glass Replacement	815-726-0400
B & B Automotive	1801 S Chicago St	Arlene Hicks	Auto Parts & Supplies	815-726-0400
Garcia Tire & Auto Parts	451 Ruby St	Renee Garcia	Auto Parts & Supplies	815-726-6149
Joliet Car Audio & Visual	553 Collins St	Manuel Espinoza	Auto Parts & Supplies	815-740-9999
A J's Autoshop	509 E Washington St	Arnoldo Chavez	Auto Repair	815-727-3461
Advanced Auto Repair & Sales	324 Pleasant St	Kathleen Reichenberger	Auto Repair	815-723-9667
Azteca Auto Repair	800 E Jackson St	Adan Nunez/Ruben Diaz	Auto Repair	815-726-9110
Bibian Brothers Auto Sales & Service	404 W Jefferson St	Martin & Nicolas Bibian	Auto Repair	815-727-7033
Ei Gato Auto Repair	1311 Collins St	Juan Obarte	Auto Repair	815-726-1958
Ei Texano	704 Benton St	Anarbol Del Toro	Auto Repair	815-207-9126
G & J Auto Tech Inc	1306 - 1307 Collins St	Gilberto Guerrero	Auto Repair	815-726-2683
J & S Auto Shop	578 E Jackson St	Juan Guzman	Auto Repair	815-722-3651
Rendel's Inc	139 E Van Buren St	B Joann Polcym	Auto Repair	815-740-4545
Rendel's West	119 Republic Av	B Joann Polcym	Auto Repair	815-773-6555
Sammy's Tire Service	663 E Jackson St	Efrain Hernandez/Jaime Cintoro	Auto Repair	815-722-9514
Taylor's Auto Center	1 S Richards St	Oscar Taylor	Auto Repair	815-726-6903
Tire Clinic	964 Collins St	Francisco Izaguirre	Auto Repair	815-723-9069

BUSINESS	LOCATION	OWNER	TYPE OF BUSINESS	PHONE NUMBER
Tres Amigos	600 Ruby St	Berjamin Allende	Auto Repair	815-212-3655
Zinser Tire	1000 E Washington St	Jaime Vargas	Auto Repair	815-726-6142
A.J.'s Auto Sales	633 Collins St	Maria Chavez	Auto Sales - Used Cars	815-723-7740
Figueroa Auto Sales Inc	327 Collins St	Rubon Figueroa Diaz	Auto Sales - Used Cars	815-722-7771
J M Auto Sales	409 Ruby St	Juan Alvarez	Auto Sales - Used Cars	815-722-0749
Orlando Motors Inc	287 Ruby St	Dominic Orlando	Auto Sales - Used Cars	815-726-2777
Precio Auto	550 Collins St	Alex Sanchez	Auto Sales - Used Cars	815-726-3701
Simotes Motor Sales	201 Center St	Lisa Simotes	Auto Sales - Used Cars	815-722-4656
El Portico Bakery	405 Collins St	Mario B Marsh	Bakery	815-727-3202
Jenny's Bakery Inc	850 Collins St	Martin Chavez	Bakery	815-726-0990
La Ruby Bakery	205 Ruby St	Martin Gomez	Bakery	815-724-0260
Los Caminantes Bakery	617 E Jackson St	Miguel Rojas	Bakery	815-727-7245
Technicolor Twists	2842 Avalon Av	Pam Brett	Balloon Creations	815-741-9404
Azteca De Oro	1013 Collins St	Jesus Nunez	Banquet Hall	815-722-1222
All About You Beauty Salon	62 McDonough St	Latisha Fox	Barber/Beauty Shop	815-722-7332
Andrea's Salon and Spa	3561 W Jefferson St	Andrea Tinjero	Barber/Beauty Shop	815-730-1317
Aprupos Ltd	121 Springfield Av	Marybeth Paul	Barber/Beauty Shop	815-725-8694
Bab's Hair Salon	838 Plainfield Rd	William McNair	Barber/Beauty Shop	815-726-6607
Beauty on Location	1402 Flizer Dr	Teresa Aguilar	Barber/Beauty Shop	815-254-3012
Bey Shah Mystic Nail & Hair Boutique	173 N Chicago St	Rhonmae Hancock	Barber/Beauty Shop	815-727-1484
Brooks Barber & Beauty Shop	317 E Cass St	Tiffany Dougherty	Barber/Beauty Shop	815-722-9030
Carol's Chatterbox Salon	929 Wilcox St	Carol Sutton	Barber/Beauty Shop	815-727-1274
Classic Cut Barber & Styling Salon	758 Moran St	Mary Platt	Barber/Beauty Shop	815-740-6396
Complete Hair Salon	711 E Jackson St	Sheryl Ledesma	Barber/Beauty Shop	815-723-8837
Designs from Heaven Beauty Salon	1220 Richards St	Leatha Smith	Barber/Beauty Shop	815-723-7608
Hair Hut Salon	2214 W Jefferson St	Robyn Booker	Barber/Beauty Shop	815-725-9292
Hair Hut East	1625 E Washington St	Karen Parks	Barber/Beauty Shop	815-722-6921
Helen's Beauty Square	1008 W Jefferson St	Helen Farcus	Barber/Beauty Shop	815-741-4486
Images	2405 Essington Rd	Julie Shain	Barber/Beauty Shop	815-436-4033
Jagged Edge Salon	3579 Hennepin Dr	Melissa Grzelech	Barber/Beauty Shop	815-436-2106
Jan's	321 Richards St	Debbie Baldwin	Barber/Beauty Shop	815-722-9360
Jean's Beauty Shop	6 N Reed St	Jean Matoura	Barber/Beauty Shop	815-267-3400
Louie's Salon	1948 Essington Rd	Louis Sanchez	Barber/Beauty Shop	815-726-1660
Magia & Diana Salon	235 E Cass St	Magdalena Alvarez	Barber/Beauty Shop	815-723-6224
Magic Comb Beauty Salon	460 Collins St	Annie Williams	Barber/Beauty Shop	815-722-9155
Maira's Salon	1551 D Plainfield Rd	Anna Acebezo	Barber/Beauty Shop	815-725-1141
Nicole's African Hair Braiding	510 Collins Unit D	Jennifer Baranski	Barber/Beauty Shop	815-723-9580
Reynas's Salon	314 Manhattan Rd	Willie Sellers	Barber/Beauty Shop	815-726-3526
S & S Beauty Salon & Barber Shop	1165 W Jefferson Unit B	Elizabeth Hamilton	Barber/Beauty Shop	815-725-2020
Salon West	560 N Chicago St	Byron Williams	Barber/Beauty Shop	815-723-4293
Sensational Design Barber & Beauty Salon	2621 W Jefferson St	Beverly Harper	Barber/Beauty Shop	815-729-9493
Sensational Hair Studio	62 W McDonough St	Leon Seward	Barber/Beauty Shop	815-722-8327
Seward's Hair Styling & Barber Shop	319 E Cass St	Oceola Knight	Barber/Beauty Shop	815-723-9066
Sir Neal's House of Style	1005 W Jefferson St	Pam Ormaito	Barber/Beauty Shop	815-727-1231
Studio 1005 for Hair, Skin & Nails	2110 A W Jefferson St	Susana Salazar	Barber/Beauty Shop	815-744-5680
Studio III	111 McDonough St	Tuwanma Martin	Barber/Beauty Shop	815-727-7812
Style City	825 Plainfield Rd #2	Denise Dickerson	Barber/Beauty Shop	815-723-2043
Tiff's Beauty Salon				

BUSINESS	LOCATION	OWNER	TYPE OF BUSINESS	PHONE NUMBER
Twin Oaks Coiffures & Boutique Ltd	3149 W Jefferson St	Deborah J Barret	Barber/Beauty Shop	815-744-4999
Who's Next Hair Salon	1708 W Jefferson St	Cherita April	Barber/Beauty Shop	815-725-7225
Williams Barber Shop	320 S Chicago St	Pompea Williams	Barber/Beauty Shop	815-722-9604
Englewood Beauty Supply	122 E Jackson St	Young Parks	Beauty Supplies & Eqpt	815-722-1480
Joliet Textbooks Inc	1106 Houboit Rd	Nancy Galante	Book Store	815-773-1800
Abacus Bookkeeping	1920 Heather Ln	Christine Brown	Bookkeeping Service	815-956-6468
Reliable Bookkeeping Service	908 Brentwood Dr	Fran Smego	Bookkeeping Service	815-741-4650
Standard Shuffie Service Inc	139 E Van Buren St	Joann Polcyn	Buses - Charter & Rental	815-740-6201
Pro Custom Cabinetry Inc	201 McDonald Av	Wanda Orstad (Pres)	Cabinetry	815-730-4784
Cass Street Car Wash	1227 E Cass St	Estonislao Alamillo	Car Wash	815-791-9580
Soft Touch Car Wash	356 Scott St	John Heniff	Car Wash	815-722-5028
Super Wash of Joliet	1900 Essington Rd	Eileen Bradley	Car Wash	815-439-2270
Walters Tile & Carpet Supply	2230 Oak Leaf	Judy Somacal	Carpet Equipment & Supplies (wholesale)	815-725-8644
Gourmet Catering	627 W Jefferson St	Caithy & John Zivec	Catering	815-727-4560
Mary Allery Catering	250 SE Frontage Rd	Mary S Allery	Catering	815-774-3355
GTO Wireless LLC	250 Ruby St	Merceciana Mireles	Cellular Phones	815-726-8390
Robinson Chiropractic Center	1226 Plainfield Rd	Diane Robinson	Chiropractor	815-730-3661
Cinderella's Cleaning	651 Mason Av	Rita Flores	Cleaning Service	815-727-1744
Martin's Mobile Cleaning Service & Restoration	2254 S Merlin Ct	Deston Martin	Cleaning Service	815-730-9028
Tote Detailing Specialist Inc	500 Oak Leaf Ct Unit D	Diana Rodriguez	Cleaning System	815-725-8501
Patricia Miller, PhD	360 Houboit Rd Ste 201	Patricia Miller	Clinical Psychologist	815-741-1555
Ruth Rohan, LPC	2531 Division St Ste 102	Ruth Rohan	Clinical Professional Counselor	815-741-1270
Supreme Products	1000 Essington Rd	Marie T Stelow	Clinical Professional Counselor	815-773-2303
Anna Love Boutique	603 E Washington St	Barbara Stephens	Closet Accessories	815-723-2742
H & N Furs & Outerwear	266 E Cass St	Armando Contreras	Clothing	815-727-5362
Jolie' Fashions Boutique	2417 W Jefferson St	Ellen Haake	Clothing	815-729-4600
AM Computer Services	28 W Clinton St	Elsie Yates	Clothing	815-722-6600
Conversant Business Technologies	815 N Larkin Av Ste 100	Anna Morris	Computer Software	815-729-4158
Cozy Technologies Inc	1301 Flizer	Shera Casey (Pres)	Computer System Consultants	815-744-5112
E & D Concrete Inc	1322 Brentwood Pl	Ricardo Perez	Computer System Consultants	815-230-3400
J & D Concrete Work	1311 New Lenox Rd	Juan Diaz	Concrete Contractor	815-741-6738
Ortega's Concrete	2019 Crosswind Dr	Jairo Ortega	Concrete Contractor	815-739-8125
United Concrete of Joliet	657 Second Av	Deifino Gonzalez	Concrete Contractor	815-439-2341
Josie O'Kain's Costume & Theater Shop	2419 W Jefferson St Ste B	Tina Rich	Concrete Contractor	815-723-3936
Paramo's Counseling Center	815 N Larkin Av	Armando Paramo	Costume Rental	815-741-8303
LMH Certified Reporting	3013 Harris Dr	LeAnn Hilber (Pres)	Counseling	815-729-0055
Scrapbook Lane	3033 Theodore St	Kathy Mueller	Court & Convention Reporter	815-436-9017
Beeth's Dance Academy	2400 Caton Farm Rd	Beth Lotino	Craft Supplies	815-577-6789
La Danse Academie	1114 W Jefferson St	Anne Hiller	Dance Instruction	815-439-9070
Autumn Country Club Adult Day Care	1401 Plainfield Rd	Mary Davies	Dance Instruction	815-729-9217
GEMCO Enterprises Inc	105 McDonough St	Catherine Beavers	Adult Day Care Center	815-730-0060
Blessed Little Children	1913 S Chicago St	Margot Howard	Adult Day Care Center	815-557-7010
Carol's Family Day Care	106 Union St	Carol Gavin	Children's Day Care	815-722-7533
Cirricone Day Care	2203 Arden Pl	Coleen Cirricone	Children's Day Care	815-722-7147
Educare	3171 T Hickey Av	Pauline Mikuska	Children's Day Care	815-729-0859
Miss Nancy's Preschool & Child Care	2503 Richmond St	Nancy Mannfeldt	Children's Day Care	815-36-4024
Nehemiah Day Care Service	2105 Tamarack Dr	Pamela Johnson	Children's Day Care	815-744-3276
			Children's Day Care	815-722-0981

BUSINESS	LOCATION	OWNER	TYPE OF BUSINESS	PHONE NUMBER
Panda Bear Child Care	1524 Douglas St	Mary Kozak	Children's Day Care	815-730-0130
Richards Street Academy	213 Richards St	Edy Campbell	Children's Day Care	815-722-0684
The Little Red Schoolhouse	712 Richmond St	Jackie Kempes	Children's Day Care	815-727-2697
Toddler Town Academy	3587 Hennepin Dr	Michelle Jackson & Kesia Newels	Children's Day Care	815-436-8769
Christine Disera, DDS	4130 W Jefferson St	Lanette Disera	Dentist	815-744-4333
Christine Dunham, DDS	4130 W Jefferson St	Christine Dunham	Dentist	815-744-4333
Maria Isabel Galant, DDS	2751 Black Rd	Maria Isabel Galant	Dentist	815-729-9991
Gabriella Paolucci, DDS	1960 Essington Rd Ste 105	Gabriella Paolucci	Dentist	815-436-8660
Regina Paolucci, DDS	1960 Essington Rd Ste 105	Regina Paolucci	Dentist	815-436-8660
Clarence J Red, DDS	227 N Hammes Av	Clarence J Red	Dentist	815-744-2990
Rita Tamulis-Shea, DDS	3290 Executive Dr Ste 100	Rita Tamulis-Shea	Dentist	815-729-2277
Drs Sweatnam & Associates Ltd	2405 Essington Rd	Hanne Sweatnam	Dentist	815-436-1270
Rigoberto Ulloa	500 N Chicago St	Rigoberto Ulloa	Dentist	815-724-0500
G C Enterprises	100 Fourth Av	Grace Smith	Desktop Publishing	815-722-3156
Dollar Discount	7168 Caton Farm Rd	Selena Mortell	Discount Store	815-609-5096
Dollar Store Plus	1220 Richards St	Dora Diaz	Discount Store	815-726-9448
Rosie Dollar Store	653 Collins St	Manuel Villagomez	Discount Store	815-722-8654
Margie's Window Specialties Inc	238 N Hebbard St	Margie Valade	Draperies (Custom)	815-727-4401
Brite Cleaners	2308 Essington Rd	Helen Lim	Dry Cleaning	815-436-2996
Hutchins Professional Cleaners	617 E Cass St	Doris Perry	Dry Cleaning	815-723-8531
Leader's Cleaners Inc	309 Republic Av	Raynundo Madrigal	Dry Cleaning	815-726-5363
Rialto Cleaners	449 N Chicago St	Sophia Griffin	Dry Cleaning	815-723-8685
A C Drywall & Taping	150 Youngs Av	Adrian Contreras (Pres)	Drywall Contractor	815-723-1653
Gates Painting & Restoration	564 N Chicago St	Roger Gates	Drywall Contractor	815-723-9525
Barton Electric Co	612 Timberline Dr	Mary Vitolo	Electrical Contractor	815-741-1220
Bedner Electric	1119 N Prairie Av	Cynthia Bender	Electrical Contractor	815-722-5511
Cooper & Sons Electric	212 Sherman St	James Cooper	Electrical Contractor	815-722-4120
Craftsman Electric	1421 Marigold Dr	Wallace Johnson	Electrical Contractor	815-723-1918
Jones Electric	807 Ewing Av	Charles Jones	Electrical Contractor	815-722-4489
Light Electric	115 S Eastern Av	Victor Calmea	Electrical Contractor	815-531-2581
Mathews Electric	611 S Desplaines St	Edward Matthews	Electrical Contractor	815-726-6057
Sullivan Electric	605 W Marion St	Al Sullivan	Electrical Contractor	815-726-4841
Three-Way Electric	605 Sierra Rose Circle	Jorge Vega	Electrical Contractor	815-744-4347
Timm Electric Inc	17832 Mills Rd	Theodora McGarrn (Pres)	Electrical Contractor	815-723-4501
Van Mack Electric Co Inc	2433 Reeves Rd	Nancy Van Duynne (Pres)	Electrical Contractor	815-725-0089
Pohlers Industrial Electric Inc	510 Ruby St	Anne Musich-Johnson (Pres)	Electric Motor Sales & Repair	815-726-5919
Personaltees	409 Fairlane Dr	Patricia Marentic (Pres)	Embroidery	815-744-7732
FirstStaff Services Inc	151 Springfield Av	Perry Kalaramas	Employment Agency	815-730-8970
First Choice Temporary Services Inc	2009 Essington Rd	Jane Condon (Pres)	Employment Contractor - Temp Help	815-436-9600
Acorn Etching & Engraving	325 Mohawk St	Mary Galli	Engraving	815-726-8856
Parsonimus Me	717 Apollo Dr	Mary Cheffer (Pres)	Fashion Accessories	815-325-3494
Amen-Fencing	915 W Jefferson St	Alejandro Diaz	Fence Contractor	815-726-1127
Financial Resources Initiatives	904 Buell Av	Mary Grady	Financial Consultant	815-722-3146
Marquez Financial Services	1256 W Jefferson Ste 207	Tony Marquez	Financial Consultant	815-744-9968
Voyager Group Ltd	308 Woodworth Av	Catherine Cawley	Financial Consultant	815-726-2823
Curves	1704 W Jefferson St	Kari Bartz	Fitness Center	815-725-2007
Curves Joliet West	1007 Essington Rd	Sue Brennan	Fitness Center	815-725-5588
Dawn & Scott's Flower Shop	1736 Essington Rd	Dawn Howard	Florist - Retail	815-577-8895

BUSINESS	LOCATION	OWNER	TYPE OF BUSINESS	PHONE NUMBER
Designs by Diedrich	1948 Essington Rd Ste 1	Karen Kure	Florist - Retail	815-436-6666
Fiesta Central	237 E Cass St	Anthony Saucedo	Florist - Retail	815-726-2620
Flowers by Kerp & Kelly	1007 W Jefferson St	Lots Kiep	Florist - Retail	815-726-7735
Heaven Scent Flowers Unlimited Inc	3109 W Jefferson St	Jaimie Bickerton	Florist - Retail	815-744-0345
Labo's Flowers & Gifts	1601 W Jefferson St	Barbara Bracken	Florist - Retail	815-729-1215
LaVilla Party & Flowers	705 Collins St	Peña Guzman	Florist - Retail	815-723-6157
Tezak Florist	457 N Ottawa St	Gloria Goebel	Florist - Retail	815-722-7712
J & B Food Mart	124 Richards St	Berdia Thomas	Food Mart	815-722-6403
Foley Consulting Inc	2909 Streitz Dr	Mary J Foley	Fund Raising Consultants	815-741-9888
Blackburn-Glenn-Sonntag Funeral Home Ltd	1500 Black Rd	Kath Giegetich (Pres)	Funeral Home	815-744-4444
Delgado Funeral Services Inc	400 Landau Av	Richard J Delgado	Funeral Home	815-774-9220
Minor-Morris Funeral Home	112 Richards St	Terry Morris	Funeral Home	815-723-1283
Range Funeral Home	202 S Eastern Av	Willie Range	Funeral Home	815-722-2215
Marsha Lega Studio Inc	28 Crowley Av	Marsha Lega	Furniture Designer/Builder	815-727-5255
AAA Galvanizing	625 Mills Rd	Alreja Laxman (Pres)	Galvanizing	815-723-5000
Anex Construction Co	16720 New Lenox Rd	Jose Nunez	General Contractor	815-722-1080
John Bolton Building Contractor	407 Manhattan Rd	John Bolton	General Contractor	815-727-4751
C & J Construction	829 Milan Av	Juan Rodriguez	General Contractor	815-722-1487
Carruthers Construction & Safety Company Inc	15 S Raynor Av	Michael Carruthers	General Contractor	815-730-7712
Cosgrove Construction Inc	2065A Amberst Ct	Virginia Cosgrove	General Contractor	815-774-0036
Crews Construction	410 Elwood St	Armando Cruz	General Contractor	815-272-4403
Fipe Corporation	201 Sherry Av	Fidel Perez Cervantes	General Contractor	815-272-4253
Gale Construction	315 McDonough St	Laura Payer	General Contractor	815-727-4822
Gise O.B. Stamped Concrete	915 W Jefferson St	Manuel Ortega	General Contractor	815-680-0892
Gomez & Sons	717 Henderson Av	Philip Moore	General Contractor	815-726-1414
The Art of Construction	216 First Av	Domingo Flores	General Contractor	815-722-0341
Kim-Shaw Gifts & Lawn Décor	420 E Ohio St	Reymundo Vera	General Contractor	915-651-1643
Rosie's Garden	116 N Center St	Lou Ann Kinney & Cheryl Shaw	Gift Shop	815-272-8351
Edible Arrangements	1117 Plainfield Rd	Patrice Ellen	Gift Shop	815-727-7863
Keapin' N Touch	2014 Belmont Av	Dawn Jagers	Gift Shop	815-729-9399
Martinez Grocery Two	650 Meeker Av	Annelite Harden	Gourmet Fruit Arrangements	815-727-7551
La Esquina Market Inc	704 W Jefferson St	Charita Martinez-Santiago	Greeting Card & Mail Service	815-722-4425
Supermercado Casa Blanca Inc	751 N Hickory St	Raul Martinez	Grocery Store	815-722-1600
Supermercado Joliet	500 Collins St	Prudencio Alcantar	Grocery Store	815-726-2222
Gonzalez Supermarket	379 E Cass St	Edelmira Jimenez	Grocery Store	815-723-6078
Supermercado Viva Mexico	652 Collins St	Ramiro Sanchez	Grocery Store	815-726-0444
Rain-Away Gutter Inc	600 E Jackson St	Tomas & Romelia Pena	Gutter & Downspout Contractor	815-726-1010
For the Good of It	3605 Overlook Dr	Tomas Pena	Health Food Store	815-677-6579
AAA Comfort Heating & Air	3135 W Jefferson St	Janet Fenil	Heating Contractor	815-744-7659
Bedolla Heating & Cooling	757 N Broadway St	Kathy Mazurkiewicz	Heating Contractor	815-730-1982
Nico's Refrigeration	336 Ruby St	Candace Sanchez	Heating Contractor	815-727-2642
Peaceful Nites Inc	555 E Columbia St	Rafael Bedolla	Heating Contractor	815-774-9475
Home Air Joliet	2541 Division St	Nicholas Saucedo	Home Medical Equipment	815-729-2700
Boz's Hot Dogs	1900 Essington Rd #3	Kathy Phillips	Hospital Equipment & Supplies	815-741-0712
Dippin Dots Ice Cream	1601 S Chicago St	Denise Edman	Hot Dog Stand	815-722-9899
	1249 Louis Joliet Mall	Joan Gelin	Ice Cream Shop	815-439-7164

BUSINESS	LOCATION	OWNER	TYPE OF BUSINESS	PHONE NUMBER
El Contino Ice Cream	451 Collins St	Andrea Martinez	Ice Cream Shop	815-603-9374
Paleria Fonstin Inc	712 Landau St	Ildefonso Orozco	Ice Cream Vendor	815-726-8140
Immigrant Services	423 Collins St	Angelika Mercoar	Immigration & Naturalization	815-723-6286
Chizmark & Larson Agency	615 Kungs Way	Kathryn Larson	Insurance Agency	815-726-6527
Craig & Associates	235 Collins St	Lloyd Craig (Pres)	Insurance Agency	815-726-7800
G L Tyus & Associates Inc	9 E Van Buren St	George L Tyus	Insurance Agency	815-722-2700
Mike Arias Agency (American Family Insurance)	3 Ohio St	Mike Arias	Insurance Agency	815-740-1552
Alma Martinez (American Family Insurance)	1100 Plainfield Rd	Alma Martinez	Insurance Agency	815-727-7000
Bettye Ross (American Family Insurance)	1616 W Jefferson St	Bettye Ross	Insurance Agency	815-744-4141
Urbasek Insurance Agency Inc	1301 N Broadway St	Kathy Urbasek	Insurance Agency	815-740-0900
Howard Wright (State Farm Insurance)	417 N Chicago St	Howard Wright	Insurance Agency	815-722-4652
Betty J Weir Interiors PC	1209 Richmond St	Betty J Weir	Interior Decorator/Designer	815-744-9242
Decor Interiors	500 Buell Av	Erna Stadelmann	Interior Decorator/Designer	815-723-5511
Designer Studios Inc	616 Mack St	Debra Keck	Interior Decorator/Designer	815-723-3636
Interiors by Byrne Inc	512 Timberline Dr	Patricia Byrne	Interior Decorator/Designer	815-741-2729
Window Designs	15 Fairlane Dr	Jan Rousanelos	Interior Decorator/Designer	815-741-0738
Markelz Business Interiors	2415 McDonough St	Janet Markelz	Interior Designer - Businesses	815-728-3300
Mike's Janitorial & Building Maintenance Service	15 S Raynor Av	Mike Carruthers	Janitorial & Building Maintenance	815-730-7780
You Got It Made Janitorial	1205 Boston Av	Karen Smith	Janitorial Service	815-741-1090
Diana's Jewelry	451 Collins St	Juan Guerrero	Jewelry Store	815-740-9950
Paolucci & Co Diamond Center	568 Collins St	Maria & Rafael Salinas	Jewelry Store	815-438-2080
Touch of Nature	1960 Essington Rd	Michelle Paolucci	Jewelry Store	815-722-4995
Brother's Sprinklers & Landscaping	805 Campbell St	Barbara Broxy	Landscape Architect	815-723-5158
Eddie's Landscaping Inc	418 Mohawk St	Condoba Cipriano	Landscape Contractor	815-723-3357
Garcia Landscaping Inc	1632 E Cass St	Eddie Garcia	Landscape Contractor	815-727-7974
Land Images	1002 Spencer Rd	Fernando Garcia	Landscape Contractor	815-723-1242
Latino's Lawn Care Landscaping	615 Manhattan Rd	Juan Nunez	Landscape Contractor	815-726-3746
Nino's Landscaping	802 Royce Av	Sergio Perez	Landscape Contractor	815-722-7341
Remove Tree Landscaping	415 Miami St	David Lopez	Landscape Contractor	815-722-9523
Sam's Landscaping	PO Box 1265	Hector Ruiz	Landscape Contractor	815-680-2473
Vantessa's Landscaping & Maintenance	801 Chase Av	Sam Nunez	Landscape Contractor	815-727-4249
Vieyra Landscaping	323 Lime St	Salvador Ortiz	Landscape Contractor	815-726-4533
A M Maintenance & Landscaping	503 Gamsey Av	Wilbardo Vieyra	Landscape Contractor	815-723-5470
A & R Landscape	601 Peale St	Andres Masotta	Lawn Maintenance	815-727-9521
Culpepper's Lawnworks	1507 Bates Rd	Adrian Heath	Lawn Maintenance	815-922-3397
GEM Company	1207 Gage St	Ossie Barnes	Lawn Maintenance	815-727-3132
Javier Gonzalez	105 McDonough St	Larry Beavers	Lawn Maintenance	815-264-1976
Greenfield Lawn Sprinkler Systems	412 S Raynor Av	Javier Gonzalez	Lawn Maintenance	815-726-5456
Sanders Lawncare	1812 Oberlander	Martin Garcia	Lawn Maintenance	815-438-4680
Trotter's Lawn Care	309 Hyde Park Av	Francisco Guzman	Lawn Maintenance	815-722-1987
Silver Coin Wash Laundromat	9 S Boulder Av	Shella Sanders/Don Reilford	Lawn Maintenance	815-740-6153
Perker's Laundromat	PO Box 2744	Mike Trotter	Lawn Maintenance	815-212-5695
Wash A Way Laundromat	720 Collins St	Ruben Franchini	Laundromat	815-726-8027
Kalibo's Leather Vault	824 Collins St	Veina Parker	Laundromat	815-727-1793
Calderon Liquors Inc	510 Collins St	Luis Calderon	Laundromat	815-740-3609
Halo Liquors	931 Plainfield Rd	Kimberly Ruth	Leather Goods	815-727-2511
	741 Collins St	John Calderon	Liquor Store	815-727-7334
	2787 Black Rd	Nancy Williams	Liquor Store	815-726-9503

BUSINESS	LOCATION	OWNER	TYPE OF BUSINESS	PHONE NUMBER
A-Carriage Awails Ltd	2137 Maxxim	Miguel Mariton	Limousine Service	815-725-3750
Cox Livery	300 St. Jude St	Kathryn Cox	Limousine Service	815-741-0583
Bakers Lock & Key	508 S. Joliet St	Rosie Baker	Locksmith	815-723-6353
O & L Thompson Transport Service Inc	1351 Brandon Rd	Lydia Thompson	Mail Carriers, Contract	815-726-2569
Elynn Bryce & Associates	3077 W. Jefferson St. #103	Elynn Bryce	Marriage & Family Counseling	815-741-9894
Kathleen Kaiser	1150 W. Jefferson St	Kathleen Kaiser	Marriage & Family Counseling	815-729-0585
Barello Masonry Inc	116 Oscar Av	Linda Barello (Pres)	Masonry Contractor	815-727-6308
A. Journey to Wellness	200 N. Hammes Av Ste 2	Linda Pearson	Massage Therapy	815-773-2301
Body Shop Day Spa	2541 W. Division St Ste 104	Sigita Wiendorf	Massage Therapy	815-744-6498
Caring Hands Massage Therapy	370 Houbolt Rd	Kristine Ragusa	Massage Therapy	815-546-8600
Interpeace Therapeutic Massage	32 Uno Cr	Cheryl Sheridan	Massage Therapy	815-773-2373
Kneaded Relief Therapeutic Massage	1212 W. Jefferson St	Cyndi Karges	Massage Therapy	815-767-9076
The Wellness Center	2531 Division St	Rita Travis	Massage Therapy	815-744-4010
Kerr Consultants	309 Ruby St	Marilyn Kerr	Medical Billing & Claim Consultation	815-726-5605
Joliet Steel & Construction	1842 Terry Dr	Nancy Gurnitz	Med Buildings	815-729-3834
Catherine M Craig	1301 Copperfield Av	Catherine M Craig	Midwife	815-727-1887
Mortgage Plus Services Inc	251 E Cass St	Edward Assam (Pres)	Mortgage Services	815-723-0000
Alfa Muffler Shop	219 Ruby St	Luis Gallegos	Muffler Shop	815-727-6236
C. Converters Inc	1600 W. Jefferson St	Santiago Vaca	Muffler Shop	815-207-4000
Mex Muffler	500 E. Jackson St	Arnoldo Chavez	Muffler Shop	815-726-7892
Oxbo Muffler	1600 W. Jefferson St	Ralphel Condrears	Muffler Shop	815-207-4000
Sasser Custom Exhaust	700 Plainfield Rd	Darlene Cygan	Muffler Shop	815-726-3313
George Key's Music Studio	308 Republic Av	Mary Sasser	Muffler Shop	815-741-1201
Joliet Nails	822 Plainfield Rd	Cathy Kay	Musical Instruments - Sales	815-727-4656
Sylvia's Studio	2143 W. Jefferson St	Anna Nguyen	Nail Care	815-729-0606
Aimee Ogile, DN	2112 W. Jefferson St Ste 132	Sylvia Randolph	Nail Care	815-744-3597
The Times Weekly	1314 Edgerton Dr	Aimee Ogile	Naprapath	815-725-0658
Josco Office Plus	254 E Cass St	Jayne Cain Casimere (Pres)	Newspaper	815-723-0325
Jacqueline Carlock, OD	781 Joyce Rd	Marlene Brozovich	Office Supplies	815-744-1422
Gregory Jackson, OD	151 Springfield Av	Jacqueline Carlock	Optometrist	815-729-3752
Hytech Coatings	1960 Essington Rd	Gregory Jackson	Optometrist	815-436-8605
Ireland Ltd	812 Draper Av	Penny Moran	Paint Manufacturer	815-723-0254
Marin Decorating Inc	217 E. Clinton St	Nancy J Lawrence (Pres)	Painting Contractor	815-727-4004
Smith Painting & Decorating Service Inc	417 Terry Dr	Jacqueline Martin	Painting Contractor	815-744-0010
Tecorp Inc	4709 Galway Rd	Maryann Smith (Pres)	Painting Contractor	815-439-0337
Noah's Ark Animal Workshop	2331 Murnel Ct	Maria Visvardis	Party Planning Service	815-726-9192
Amerimex Paving	417 N Reed St	Janet Paikon	Party Planning Service	815-728-9053
J & J Blacktop	459 Cherry St	Paul Montenegro	Paving Contractor	815-726-3957
Latin Pavers & Landscaping	111 Patterson Rd	Joe Jimenez	Paving Contractor	800-439-5499
Busy Bee Pest Control	1200 Channahon Rd	Reno Aguilera	Paving Contractor/Landscaping	815-730-8626
Aunt Colleen's Doghouse & Playground	174 N Chicago St	Mary Kula	Pawbroker	815-723-5555
All Fur Dogs	2607 Fairway Dr	Victoria Olson	Pest Control	815-744-6453
Karen's Pet Grooming	23209 Mound Rd	Colleen Schubert	Pet Boarding & Sitting	815-730-8333
Paws & Tails Pet Spa	2113 Hanover St	Mary Martin	Pet Grooming	815-723-8679
Paws & Tails Pet Sitting Service	2419 W. Jefferson St	Bernita McCord	Pet Grooming	815-741-4346
	1511 Black Rd	Karen Bartolomei	Pet Grooming	815-730-6611
	1018 Frederick St	Joyce Klingler	Pet Grooming	815-725-4884
			Pet Sitting Service	815-722-7297

BUSINESS	LOCATION	OWNER	TYPE OF BUSINESS	PHONE NUMBER
Pelland	1480 N Larkin Av	Belinda Newlind	Pet Store	815-744-2112
Three Rivers Reptiles	318 Republic Av	Annetta Hatzle	Pet Store	815-725-3325
Bever Digital Design	1200 Wilcox St	Sandra Bever	Photography Studio, Portraits	815-723-3051
Gloria Studio	451 Collins St	Juan Gloria	Photography Studio, Portraits	815-740-1242
David White Productions	200 N Center St	David White	Photography, Portraits	815-726-6212
Midwest Hand Care Inc	823 Infantry Dr	Katherine Southworth	Physical Therapist	815-729-2999
Gilda Alcalá, MD	301 Springfield	Gilda Alcalá	Physician	815-725-0007
Donja Barr, MD	210 N Hammes Av	Donja Barr	Physician	815-725-6511
Ranuka Bhatt, MD	2000 Glenwood Av Ste 109	Ranuka Bhatt	Physician	815-725-0900
Kwabena Boateng, MD	2000 Glenwood Av	Kwabena Boateng	Physician	815-553-0500
Estelle Fletcher, MD	1051 Essington Rd Ste 230A	Estelle Fletcher	Physician	815-744-3335
Deborah Freeman, MD	30 Uno Cir	Deborah Freeman	Physician	815-773-0766
Angela Intili, MD	301 Springfield Av	Angela Intili	Physician	815-729-2084
Paula Lapinski, MD	1051 Essington Rd Ste 280	Paula Lapinski	Physician	815-744-8554
Wendy Marshall, MD	300 Barney Dr	Wendy Marshall	Physician	815-744-0330
Grazyna Plekos, MD	744 Essington Rd	Grazyna Plekos	Physician	815-730-1200
Jose Rios, MD	1051 Essington Rd Ste 280	Jose Rios	Physician	815-744-8654
Susan Schneider, MD	310 N Hammes Av Ste 202	Susan Schneider	Physician	815-730-9900
Bhavani Sivarajan, MD	1715 Glenwood Av	Bhavani Sivarajan	Physician	815-744-1089
Maria Sosenko, MD	903 Infantry Dr	Maria Sosenko	Physician	815-744-7248
Kanchana Umpal, MD	1026 Essington Rd	Kanchana Umpal	Physician	815-744-2656
Claudia Vera, MD	2025 S Chicago St	Claudia Vera	Physician	815-726-2200
C & M Plumbing	815 E Washington St	Carl Barefield	Plumbing Contractor	815-631-7554
Essington Podiatry Group	1960 Essington Rd	Ada Paolucci	Podiatrist	815-436-3555
Joliet Podiatry Center	330 Madison St Ste L12	Karen Agnich	Podiatrist	815-744-3338
Lori Knutstrom	600 Theodore St Ste 1	Lori Knutstrom	Podiatrist	815-723-6715
Avsec Printing	825 Plainfield Rd Rear	Laureen Davis	Printing Service	815-722-2961
Quality Quick Print	85 W Jefferson St	Janet Fisher	Printing Service	815-723-0641
Stellar Orthotics & Prosthetics, LLC	815 N Larkin Av Ste 207	Anne Horgan	Prosthetics & Orthopedic Braces	815-207-4200
Mona Etchison, PhD	200 N Hammes Av #3	Mona Etchison	Psychologist	815-744-8253
Kallen & Kyler Enterprises	3109 Glenwood Av	Bonnie Winfrey	Public Relations	815-744-5340
H & R Pump Co. Inc	2111 E Washington St	Evelyn Heiden (Pres)	Pumps - Installation & Service	815-726-2950
Crown Realty	407 Meadow Wood Dr	Rosemary Scott	Real Estate Broker	815-744-4600
Disera Realty	1400 Essington Rd	Bonnie Disera	Real Estate Broker	815-744-5700
Dream House Realty	118 E Cass St	Nina Aguilar	Real Estate Broker	815-726-9305
East Side Realty	102 Dotts Av	Carolyn Sullivan	Real Estate Broker	815-722-3411
1st Universal Executive Properties	933 W Jefferson St	Jesse Colonne	Real Estate Broker	815-722-2272
Judy Gardner Real Estate	2402 Ruth Fitzgerald Dr	Judy Gardner	Real Estate Broker	815-436-5600
The Home Sellers Network	600 Cornelia St	Sandra Rivett	Real Estate Broker	815-722-4931
Dress for Less	1401 Plainfield Rd	Vickie Soave	Ressale Shop	815-744-5611
GEMCO Enterprise Center/Ressale Shop	105 McDonough St	Lawrence Beavers	Ressale Shop	815-557-7072
Amanecer Tapatio	700 Ruby St	Rocio Contreras	Restaurant	815-727-4001
Bayside Fishery & Rib II	236 E Cass St	Walter Robinson, Jr	Restaurant	815-726-2228
Burrito King	3038 Caton Farm Rd	Monica Reyes	Restaurant	815-439-3806
Chapala Restaurant & Lounge	509 N Chicago St	Leo Sanchez	Restaurant	815-727-1742
Carcoal Pit Bar & Grill	2019 Essington Rd	Christina Kollintzas	Restaurant	815-577-8191
Cherry Hill Cafe	2635 E Cass St	Jose Vidals	Restaurant	815-726-0881
Chicago Style Ribs	219 N Chicago St	Kevin Roberts	Restaurant	815-723-0733

BUSINESS	LOCATION	OWNER	TYPE OF BUSINESS	PHONE NUMBER
Deli Depot of Joliet	2777 Black Rd	Mary Zarvos	Restaurant - Carry Out Only	815-744-1060
El Burrito Azteca	2310 Rt 59	Jose De la Torre	Restaurant	815-264-5790
El Burrito Loco	351 E Cass St	Baldomero Barros	Restaurant	815-726-0355
El Burrito Loco	1509 W Jefferson St	Jorge Carrillo	Restaurant	815-729-9177
El Rodeo Sports Bar & Grill Inc	816 E Jackson St	Eric Chavez	Restaurant	815-722-9814
EO Vannus	205 N Chicago St	Jaime Reyes	Restaurant	815-722-9160
Family Choice Restaurant	318 S Chicago St	Pompei & Levi Williams	Restaurant	815-724-0144
Filaco's Mexican Restaurant	1121 Essington Rd	Carlos Arechiga	Restaurant	815-730-3370
Fruityland Inc	2963 W Jefferson St	Manuel Del Toro	Restaurant	815-726-2725
Giordano's of Joliet	2344 S Rt 59	Amy Centeno	Restaurant	815-609-5900
Glacier Treats Inc	2779 Black Rd	Robin Benson	Restaurant	815-280-1998
Jaime's Place	551 N Scott St	Jaime Guillermo	Restaurant	815-723-6995
James BBQ Chicken & Fish	178 N McDonough St	Ethyl James	Restaurant	815-723-2728
Jitters Coffee House	48 W Chicago St	Gina Duffy	Restaurant	815-740-0048
Josee's Cool Café	1102 Houbolt Rd	Jomarie Jungles	Restaurant	815-744-8338
La Consentida	674 Meeker St	Maria Migliozzi	Restaurant	815-727-7576
La Alameda Mexican Restaurant	231 Ruby St	Maria T Valenciano	Restaurant	815-726-9236
La Fond de Joliet	573 Collins St	Miguel Morales	Restaurant	815-722-0521
La Mex, Inc	3157 W Jefferson St	Rodolfo Carlos	Restaurant	815-729-2686
La Mina	848 Plainfield Rd	Mercedez Salmeron	Restaurant	Just opened
Los Isias Maria	709 Collins St	Gerison Pinedo & Edgar Garcia	Restaurant	815-774-0420
Los Tres Amigos	7174 Caton Farm Rd	Dina Thomas	Restaurant	815-577-3600
Louisiana Barbeque	1220 Richards St	Theresa & Allen Washington	Restaurant	815-774-0131
K.A. McBrides Pub & Grille	7162 Caton Farm Rd	Linda Isek	Restaurant	815-609-0192
Mariscos La Laguna	601 N Eastern Av	Arnold Chavez	Restaurant	815-727-3214
Nema's	701 Garnsey	Guadalupe Aguirre	Restaurant	815-727-4899
Playa Brava	907 W Jefferson St	Jorge Arles	Restaurant	815-727-1547
Pollo Ranchero Inc	30 Ohio St	Josel Yaquez	Restaurant	815-727-8465
Restaurantie Arandas	1030 N Hickory St	Juan Gutierrez	Restaurant	815-722-8960
Samy's Lounge	3151 Voyager Ln	Aspasia Andrew	Restaurant	815-439-9330
Sandwich Shoppe	79 N Chicago St	Christine Dunn	Restaurant	815-723-8071
Senior Tequila Inc	2218 W Jefferson St	Poulo Rodriguez	Restaurant	815-730-9770
Subway	7176 Caton Farm Rd	Paula Corbin	Restaurant	815-609-8084
Taco Mex Restaurant	2268 Essington Rd	Joel Hernandez	Restaurant	815-230-3535
Tacos Tio Restaurant	324 Collins St	Antonio Ornelas	Restaurant	815-722-7486
Taqueria Don Jose	550 E Cass St	José Nevarez	Restaurant	815-723-9250
Taqueria El Rodeo	1826 E Washington St	Julio Sanchez	Restaurant	815-722-3722
Taqueria Lily's	118 E Jackson St	Juan Carlos Diaz	Restaurant	815-722-7008
Taqueria Los Camales	510 Collins St	Miguel Gonzales	Restaurant	815-741-2990
Taqueria Rio Verda	1606 W Jefferson St	Amado Acoosta	Restaurant	815-722-3110
Taste of Polonia	221 Ruby St	Barbara Bryja & Angie Kopinski	Restaurant	815-436-5222
The Honey-Baked Ham Co & Café	1522 Rt 59	Victoria L Isaacs	Restaurant	815-727-1155
The Old Keg Restaurant	20 W Jackson St	Rafael Martinez et al	Restaurant	815-727-1155
Tony's Place	2141 W Jefferson St	Luis & Beverly Hernandez	Restaurant	815-744-4636
Tropicana Restaurant & Lounge	665 Collins St	Manuel Alvarado	Restaurant	815-722-4181
Truth	808 W Jefferson St	Kate McHundiro	Restaurant	815-744-5901
Woody's	1008 E Washington	Mary Woodard	Restaurant	815-727-1403
Career Right Inc	1523 Plainfield Rd	Mary Hughes	Resume Service	815-729-3366

BUSINESS	LOCATION	OWNER	TYPE OF BUSINESS	PHONE NUMBER
Bouie Construction, Inc.	21652 White Av	Patricia Boule (Pres)	Road Construction Contractor	815-722-7478
Imperial Roofing	1132 Collins St	Avfa Franchina	Roofing Contractor	815-722-7400
Patch Repair Roofing	1628 Marquette Rd	Sandra Ballantine	Roofing Contractor	815-741-2479
Percy's Reliable Scrap Service	717 E Jackson St	Percy Logan	Scrap Metal	815-726-3777
Supreme Products	1603 E Washington St	Barbara Stephens	Shelving (Wholesale)	815-723-2742
Andy's Shoe Repair	17 E Cass St	Adelyn Kwasiogoch	Shoe Repair	815-722-4447
Grate Signs Inc	4044 W McDonough St	Cheryl Grate	Sign Company	815-729-9700
Gayton Signs	355 Columbia St	Peira Garcia	Sign Erector	815-726-2975
R-Signs Service & Design Inc	1720 Collins St	Ruben Franchini	Sign Erector	815-722-0283
Sensuous Salon & Spa	3561 W Jefferson St	Oiga Esparza	Spa	815-730-1317
The Body Shop Day Spa	2541 W Division St	Sigita Wendorf	Spa	815-744-6488
Karen Yaney	1605 Glenwood Av	Karen Yaney	Speech Pathologist	815-741-9831
Estrada Sports	303 E Cass St	Joel Estrada	Sporting Goods - Retail	815-723-3073
J J Sport	1932 Essington Rd	Jan Skelton	Sporting Goods - Retail	815-436-4300
Robles Sports	321 Collins St	Daniel Robles	Sporting Goods - Retail	815-726-9111
Lumir Fashions	258 Ruby St	Antonio Suarez	Sportswear - Retail	815-727-4891
Buried Treasure Mini Storage Facility	2415 McDonough St	Janet Markelz (Pres)	Storage - Household & Commercial	815-730-1173
Marcia Smith & Associates Inc	800 Theodore St Ste 3	Marcia Smith	Substance Abuse Testing	815-724-0738
Vardal Survey & Laser	1204 W Jefferson St	Sandra Vardal	Surveying Instruments	815-725-2737
Golden Needle	114 N Larkin Av	Sue Fischer	Tailor	815-729-0717
Luna's Tailor Shop	1104 W Jefferson St	Juan Luna	Tailor	815-725-9603
Par's Clothing Alterations	248 Republic Av	Patricia Downs	Tailor	815-725-9537
Stitch Witch	2118 W Jefferson St	Diane Bang	Tailor	815-744-6563
Coco Tan Inc	7152 Caton Farm Rd	Sonia Zakhem	Tanning Salon	815-439-2626
Sun Club Tanning	1111 Essington Rd	Ann Pifer (Pres)	Tanning Salon	815-729-4801
Wolf's Fine Line Tattoo	1117 Plainfield Rd	Dawn Jaggers	Tattoo Parlor	815-723-5857
Andy & Sophie's Inc	931 N Hickory St	Sophie Wrobel	Tavern	815-727-7334
Calderon Liquors Inc	741 Collins St	John Calderon	Tavern	815-727-4990
Cazadores Tavern	629 N Hickory St	Uriel & Maria Rojas	Tavern	815-722-9292
Dar's Bar	504 McDonough St	Darlene Peiracek	Tavern	815-727-4999
Izzy's LLC	507 Theodore St	Alfonso Izquierdo, Jr	Tavern	815-723-9004
Just One More	1527 N Raynor Av	Marlene Polesel	Tavern	815-723-2282
Kuchie's One More Time	270 Ruby St	Gertrude Kucinc	Tavern	815-722-4112
Lely's Place	901 N Hickory St	Leticia Powers	Tavern	815-722-8886
Los Gavenos	1101 N Hickory St	Rejino Diaz	Tavern	815-740-1668
Los Tres Hermanos	670 E Jackson St	Gloria Tamayo	Tavern	815-727-9552
Raynor Tap Inc	1520 N Raynor Av	Lisa Wang	Tavern	815-727-2281
Vela's Tap	226 E Cass St	Daniel Gutierrez	Tavern	815-740-4090
Accounting & Tax Works	423 Collins St	Angelika Mercer	Tax Return Preparation	815-553-0824
Sidney Dove's Tax Service	122 N Ottawa St	Sidney Dove	Tax Return Preparation	815-725-4476
William Greenham & Associates	815 N Larkin Av	Barbara Greenham	Tax Return Preparation	815-725-0253
Sylvia Parker & Associates	1306 W Jefferson St	Sylvia Parker	Tax Return Preparation	815-740-1730
A & L Xpress	702 Florence	Laura Lopez	Tax Return Preparation	815-741-2007
Joliet Answering Service	101 Springfield Av	Sharon Gierman	Telephone Answering Service	815-722-7503
Ruby's Discount Tobacco & More	405 Ruby St	Ruby Dent	Tobacco Store	815-723-0063
Castle Ridge Enterprises Inc	1205 Fairview Av	Mary Brzezcek (Pres)	Tools Pneumatic - Wholesale	815-744-0080
Mechanics Tool Supply	105 Republic Av	Ruth Aedo	Tools - Wholesale	815-439-7078
Harmony Tours Inc	3300 Essington Rd	Sharon Harmon	Tours	

BUSINESS	LOCATION	OWNER	TYPE OF BUSINESS	PHONE NUMBER
Translations	432 Fourth Av	Maria Rosa	Translation Service	815-740-6172
Barb's Holiday Travel Inc	2450 W Jefferson St	Barb Snyder	Travel Agency	815-725-7788
Enlace Travel Agency	565 Collins St	Ramone Zamudio	Travel Agency	815-722-9970
Travel Time	714 Springfield Av	Phyllis Susner	Travel Agency	815-725-9344
A-Reliable Tree & Stump Removal Service	PO Box 798	Larry Moulton	Tree Service	815-726-1801
Budd's Tree Service	22116 SW Frontage Rd	Tania Budd	Tree Service	815-725-5110
A. & R. Transport Inc	2223 Empress Rd	James Bedeker	Trucking Company	815-773-6342
Uniforms PRN	121 Springfield Av	Kathleen Flatt	Uniforms Retail	815-729-1888
Castillo Upholstering Shop	813 W Jefferson St	Pedro Castillo	Upholstery	815-722-0338
Drew's Upholstery	456 N Chicago St	Todd Drew	Upholstery	815-727-7613
Conrad Co	918 W Jefferson St	Deb Schreiner	Vacuum & Janitorial Supplies	815-744-1033
Miss Camille's Variety Club	2224 W Jefferson St	Karen McElrath	Variety Club	815-631-0133
Bellas Artes	517 Collins St	Efrain Garcia	Video & Disc Rentals	815-722-1078
Rock & Rolas Video	468 Collins St	Isandrea Carrillo	Video & Disc Rentals	815-774-0655
Aitracem Inc	18 Henderson Av	William Edmonds	Waste Management	815-726-8659
High Fashion Wigs	518 N Chicago St	Young Chang	Wigs & Hairpieces	815-723-8899
The Perfect Touch	1059 Taylor St	Marianne Gardner	Yarn - Retail	815-727-2744

EXHIBIT F: SECTION 3 REPORTS

Section 3 Summary Report
 Economic Opportunities for
 Low- and Very Low-Income Persons

U.S. Department of Housing
 and Urban Development
 Office of Fair Housing
 and Equal Opportunity

OMB Approval No. 2529-0043
 (exp. 8/31/2007)

HUD Field Office:

Chicago

See back of page for Public Reporting Burden statement

1. Recipient Name & Address: (street, city, state, zip) City of Joliet 150 West Jefferson Street Joliet, IL 60432	2. Federal Identification: (contract/award no.) B-13-MC-17-0013	3. Dollar Amount of Award: \$969,913
	4. Contact Person: Alfredo Melesio	5. Phone: (include area code) 815-724-4100
	6. Reporting Period: 1/1/13 - 12/31/13	7. Date Report Submitted: 3/28/14

8. Program Code: * (Use a separate sheet for each program code) 9. Program Name: **CDBG Entitlement**

Part I: Employment and Training (Include New Hires in columns E & F.)**

A Job Category	B Number of New Hires	C Number of New Hires that are Sec. 3 Residents	D % of Aggregate Number of Staff Hours of New Hires that are Sec. 3 Residents	E** % of Total Staff Hours for Section 3 Employees and Trainees	F** Number of Section 3 Employees and Trainees
Professionals	0	0	0	0	0
Technicians	0	0	0	0	0
Office/Clerical	0	0	0	0	0
Construction by Trade (List Trade	0	0	0	0	0
Trade	0	0	0	0	0
Trade	0	0	0	0	0
Trade	0	0	0	0	0
Trade	0	0	0	0	0
Other (List)	0	0	0	0	0
Total	0	0	0	0	0

*Program Codes
 1 = Flexible Subsidy
 2 = Section 202/811
 3 = Public/Indian Housing
 A = Development,
 B = Operation
 C = Modernization
 4 = Homeless Assistance
 5 = HOME
 6 = HOME-State Administered
 7 = CDBG-Entitlement
 8 = CDBG-State Administered
 9 = Other CD Programs
 10 = Other Housing Programs

form HUD-60002 (6/2001)
 ref 24 CFR 135

Part II: Contracts Awarded

1. Construction Contracts:

A. Total dollar amount of all contracts awarded on the project	\$	0.00	
B. Total dollar amount of contracts awarded to Section 3 businesses	\$	0.00	
C. Percentage of the total dollar amount that was awarded to Section 3 businesses			0 %
D. Total number of Section 3 businesses receiving contracts		0	

2. Non-Construction Contracts:

A. Total dollar amount of all non-construction contracts awarded on the project/activity	\$	0.00	
B. Total dollar amount of non-construction contracts awarded to Section 3 businesses	\$	0.00	
C. Percentage of the total dollar amount that was awarded to Section 3 businesses			0 %
D. Total number of Section 3 businesses receiving non-construction contracts		0	

Part III: Summary

Indicate the efforts made to direct the employment and other economic opportunities generated by HUD financial assistance for housing and community development programs, to the greatest extent feasible, toward low- and very low-income persons, particularly those who are recipients of government assistance for housing. (Check all that apply.)

- Attempted to recruit low-income residents through: local advertising media, signs prominently displayed at the project site, contacts with community organizations and public or private agencies operating within the metropolitan area (or nonmetropolitan county) in which the Section 3 covered program or project is located, or similar methods.
- Participated in a HUD program or other program which promotes the training or employment of Section 3 residents.
- Participated in a HUD program or other program which promotes the award of contracts to business concerns which meet the definition of Section 3 business concerns.
- Coordinated with Youthbuild Programs administered in the metropolitan area in which the Section 3 covered project is located.
- Other; describe below.

NO CONTRACTS AWARDED.

Public reporting burden for this collection of information is estimated to average 2 hours per response, including the time for reviewing instructions, searching existing data sources, gathering and maintaining the data needed, and completing and reviewing the collection of information. This agency may not collect this information, and you are not required to complete this form, unless it displays a currently valid OMB control number.

Section 3 of the Housing and Urban Development Act of 1968, as amended, 12 U.S.C. 1701u., mandates that the Department ensure that employment and other economic opportunities generated by its housing and community development assistance programs are directed toward low- and very low-income persons, particularly those who are recipients of government assistance for housing. The regulations are found at 24 CFR Part 135. The information will be used by the Department to monitor program recipients' compliance with Section 3, to assess the results of the Department's efforts to meet the statutory objectives of Section 3, to prepare reports to Congress, and by recipients as a self-monitoring tool. The data is entered into a data base and will be analyzed and distributed. The collection of information involves recipients receiving Federal financial assistance for housing and community development programs covered by Section 3. The information will be collected annually to assist HUD in meeting its reporting requirements under Section 808(e)(6) of the Fair Housing Act and Section 916 of the HCDA of 1992. An assurance of confidentiality is not applicable to this form. The Privacy Act of 1974 and OMB Circular A-108 are not applicable. The reporting requirements do not contain sensitive questions. Data is cumulative; personal identifying information is not included.

Section 3 Summary Report
Economic Opportunities for
Low- and Very Low-Income Persons

U.S. Department of Housing
 and Urban Development
 Office of Fair Housing
 and Equal Opportunity

OMB Approval No. 2529-0043
 (exp. 8/31/2007)

HUD Field Office:
Chicago

See back of page for Public Reporting Burden statement

1. Recipient Name & Address: (street, city, state, zip) City of Joliet 150 West Jefferson Street Joliet, IL 60432		2. Federal Identification: (contract/award no.) M-13-MC-17-0216	3. Dollar Amount of Award: \$377,300
		4. Contact Person: Alfredo Melesio	5. Phone: (include area code) 815-724-4100
		6. Reporting Period: 1-1-13 - 12/31/13	7. Date Report Submitted: 3/28/14
8. Program Code: * 5	(Use a separate sheet for each program code)	9. Program Name: HOME	

Part I: Employment and Training (** Include New Hires in columns E & F.)

A Job Category	B Number of New Hires	C Number of New Hires that are Sec. 3 Residents	D % of Aggregate Number of Staff Hours of New Hires that are Sec. 3 Residents	E** % of Total Staff Hours for Section 3 Employees and Trainees	F** Number of Section 3 Employees and Trainees
Professionals	0	0	0	0	0
Technicians	0	0	0	0	0
Office/Clerical	0	0	0	0	0
Construction by Trade (List Trade	0	0	0	0	0
Trade	0	0	0	0	0
Trade	0	0	0	0	0
Trade	0	0	0	0	0
Trade	0	0	0	0	0
Other (List)	0	0	0	0	0
Total	0	0	0	0	0

* Program Codes
 1 = Flexible Subsidy
 2 = Section 202/811
 3 = Public/Indian Housing
 A = Development,
 B = Operation
 C = Modernization
 4 = Homeless Assistance
 5 = HOME
 6 = HOME-State Administered
 7 = CDBG-Entitlement
 8 = CDBG-State Administered
 9 = Other CD Programs
 10 = Other Housing Programs

Part II: Contracts Awarded

1. Construction Contracts:

A. Total dollar amount of all contracts awarded on the project	\$	0.00	
B. Total dollar amount of contracts awarded to Section 3 businesses	\$	0.00	
C. Percentage of the total dollar amount that was awarded to Section 3 businesses			0%
D. Total number of Section 3 businesses receiving contracts		0	

2. Non-Construction Contracts:

A. Total dollar amount of all non-construction contracts awarded on the project/activity	\$	0.00	
B. Total dollar amount of non-construction contracts awarded to Section 3 businesses	\$	0.00	
C. Percentage of the total dollar amount that was awarded to Section 3 businesses			0%
D. Total number of Section 3 businesses receiving non-construction contracts		0	

Part III: Summary

Indicate the efforts made to direct the employment and other economic opportunities generated by HUD financial assistance for housing and community development programs, to the greatest extent feasible, toward low- and very low-income persons, particularly those who are recipients of government assistance for housing. (Check all that apply.)

- Attempted to recruit low-income residents through: local advertising media, signs prominently displayed at the project site, contacts with community organizations and public or private agencies operating within the metropolitan area (or nonmetropolitan county) in which the Section 3 covered program or project is located, or similar methods.
- Participated in a HUD program or other program which promotes the training or employment of Section 3 residents.
- Participated in a HUD program or other program which promotes the award of contracts to business concerns which meet the definition of Section 3 business concerns.
- Coordinated with Youthbuild Programs administered in the metropolitan area in which the Section 3 covered project is located.
- Other; describe below.

NO CONTRACTS AWARDED.

Public reporting burden for this collection of information is estimated to average 2 hours per response, including the time for reviewing instructions, searching existing data sources, gathering and maintaining the data needed, and completing and reviewing the collection of information. This agency may not collect this information, and you are not required to complete this form, unless it displays a currently valid OMB control number.

Section 3 of the Housing and Urban Development Act of 1968, as amended, 12 U.S.C. 1701u., mandates that the Department ensure that employment and other economic opportunities generated by its housing and community development assistance programs are directed toward low- and very low-income persons, particularly those who are recipients of government assistance for housing. The regulations are found at 24 CFR Part 135. The information will be used by the Department to monitor program recipients' compliance with Section 3, to assess the results of the Department's efforts to meet the statutory objectives of Section 3, to prepare reports to Congress, and by recipients as a self-monitoring tool. The data is entered into a data base and will be analyzed and distributed. The collection of information involves recipients receiving Federal financial assistance for housing and community development programs covered by Section 3. The information will be collected annually to assist HUD in meeting its reporting requirements under Section 808(e)(6) of the Fair Housing Act and Section 916 of the HCDA of 1992. An assurance of confidentiality is not applicable to this form. The Privacy Act of 1974 and OMB Circular A-108 are not applicable. The reporting requirements do not contain sensitive questions. Data is cumulative; personal identifying information is not included.

APPENDIX A: PR01 HUD GRANTS AND PROGRAM INCOME

PR01 - HUD Grants and Program Income

Program	Fund Type	Grantee Name	Grant Number	Authorized Amount	Suballocated Amount	Amount Committed to Activities	Net Drawn Amount			
CDBG	EN	JOLIET	B89MC170013	\$1,011,000.00	\$0.00	\$1,011,000.00	\$1,011,000.00			
			B90MC170013	\$1,013,000.00	\$0.00	\$1,013,000.00	\$1,013,000.00			
			B91MC170013	\$1,138,000.00	\$0.00	\$1,138,000.00	\$1,138,000.00			
			B92MC170013	\$1,164,000.00	\$0.00	\$1,164,000.00	\$1,164,000.00			
			B93MC170013	\$1,307,000.00	\$0.00	\$1,307,000.00	\$1,307,000.00			
			B94MC170013	\$1,421,000.00	\$0.00	\$1,421,000.00	\$1,421,000.00			
			B95MC170013	\$1,365,000.00	\$0.00	\$1,365,000.00	\$1,365,000.00			
			B96MC170013	\$1,337,000.00	\$0.00	\$1,337,000.00	\$1,337,000.00			
			B97MC170013	\$1,323,000.00	\$0.00	\$1,323,000.00	\$1,323,000.00			
			B98MC170013	\$1,143,000.00	\$0.00	\$1,143,000.00	\$1,143,000.00			
			B99MC170013	\$1,149,000.00	\$0.00	\$1,149,000.00	\$1,149,000.00			
			B00MC170013	\$1,148,000.00	\$0.00	\$1,148,000.00	\$1,148,000.00			
			B01MC170013	\$1,188,000.00	\$0.00	\$1,188,000.00	\$1,188,000.00			
			B02MC170013	\$1,167,000.00	\$0.00	\$1,167,000.00	\$1,167,000.00			
			B03MC170013	\$1,116,000.00	\$0.00	\$1,116,000.00	\$1,116,000.00			
			B04MC170013	\$1,092,000.00	\$0.00	\$1,092,000.00	\$1,092,000.00			
			B05MC170013	\$1,034,279.00	\$0.00	\$1,034,279.00	\$1,034,279.00			
			B06MC170013	\$930,219.00	\$0.00	\$930,219.00	\$930,219.00			
			B07MC170013	\$941,010.00	\$0.00	\$941,010.00	\$941,010.00			
			B08MC170013	\$917,009.00	\$0.00	\$917,009.00	\$917,009.00			
			B09MC170013	\$928,723.00	\$0.00	\$928,723.00	\$928,723.00			
			B10MC170013	\$1,005,986.00	\$0.00	\$1,005,986.00	\$1,005,986.00			
			B11MC170013	\$839,706.00	\$0.00	\$0.00	\$0.00			
			B12MC170013	\$925,066.00	\$0.00	\$0.00	\$0.00			
			B13MC170013	\$969,913.00	\$0.00	\$0.00	\$0.00			
					JOLIET Subtotal:		\$27,573,911.00	\$0.00	\$24,839,226.00	\$24,839,226.00
					EN Subtotal:		\$27,573,911.00	\$0.00	\$24,839,226.00	\$24,839,226.00
			PI	JOLIET	B99MC170013	\$58,825.87	\$0.00	\$58,825.87	\$58,825.87	
					B09MC170013	\$39,914.72	\$0.00	\$39,914.72	\$39,914.72	
					B10MC170013	\$6,489.50	\$0.00	\$6,489.50	\$6,489.50	
					B11MC170013	\$6,897.95	\$0.00	\$6,897.95	\$6,897.95	
					B12MC170013	\$27,052.75	\$0.00	\$27,052.75	\$27,052.75	
					B13MC170013	\$21,004.18	\$0.00	\$18,971.00	\$18,971.00	
	JOLIET Subtotal:				\$160,184.97	\$0.00	\$158,151.79	\$158,151.79		
	PI Subtotal:		\$160,184.97	\$0.00	\$158,151.79	\$158,151.79				

IDIS

U.S. DEPARTMENT OF HOUSING AND URBAN
DEVELOPMENT

DATE: 3/29/2014

OFFICE OF COMMUNITY PLANNING AND DEVELOPMENT

TIME: 11:25:31 AM

PAGE: 2/4

PR01 - HUD Grants and Program Income

Program	Fund Type	Grantee Name	Grant Number	Available to Commit	Available to Draw
CDBG	EN	JOLIET	B89MC170013	\$0.00	\$0.00
			B90MC170013	\$0.00	\$0.00
			B91MC170013	\$0.00	\$0.00
			B92MC170013	\$0.00	\$0.00
			B93MC170013	\$0.00	\$0.00
			B94MC170013	\$0.00	\$0.00
			B95MC170013	\$0.00	\$0.00
			B96MC170013	\$0.00	\$0.00
			B97MC170013	\$0.00	\$0.00
			B98MC170013	\$0.00	\$0.00
			B99MC170013	\$0.00	\$0.00
			B00MC170013	\$0.00	\$0.00
			B01MC170013	\$0.00	\$0.00
			B02MC170013	\$0.00	\$0.00
			B03MC170013	\$0.00	\$0.00
			B04MC170013	\$0.00	\$0.00
			B05MC170013	\$0.00	\$0.00
			B06MC170013	\$0.00	\$0.00
			B07MC170013	\$0.00	\$0.00
			B08MC170013	\$0.00	\$0.00
			B09MC170013	\$0.00	\$0.00
			B10MC170013	\$0.00	\$0.00
			B11MC170013	\$839,708.00	\$839,708.00
			B12MC170013	\$925,068.00	\$925,068.00
			B13MC170013	\$969,913.00	\$969,913.00
		JOLIET Subtotal:		\$2,734,685.00	\$2,734,685.00
		EN Subtotal:		\$2,734,685.00	\$2,734,685.00
	PI	JOLIET	B99MC170013	\$0.00	\$0.00
			B09MC170013	\$0.00	\$0.00
			B10MC170013	\$0.00	\$0.00
			B11MC170013	\$0.00	\$0.00
			B12MC170013	\$0.00	\$0.00
			B13MC170013	\$2,033.18	\$2,033.18
		JOLIET Subtotal:		\$2,033.18	\$2,033.18
		PI Subtotal:		\$2,033.18	\$2,033.18

PR01 - HUD Grants and Program Income

Program	Fund Type	Grantee Name	Grant Number	Authorized Amount	Suballocated Amount	Amount Committed to Activities	Net Drawn Amount
CDBG-R	EN	JOLIET	B09MY170013	\$249,061.00	\$0.00	\$249,061.00	\$249,061.00
			JOLIET Subtotal:	\$249,061.00	\$0.00	\$249,061.00	\$249,061.00
		EN Subtotal:		\$249,061.00	\$0.00	\$249,061.00	\$249,061.00
HOME	EN	JOLIET	M94MC170216	\$615,500.00	\$92,325.00	\$523,175.00	\$523,175.00
			M95MC170216	\$421,000.00	\$311,000.00	\$110,000.00	\$110,000.00
			M96MC170216	\$411,000.00	\$411,000.00	\$0.00	\$0.00
			M97MC170216	\$403,000.00	\$60,450.00	\$342,550.00	\$342,550.00
			M98MC170216	\$430,000.00	\$64,500.00	\$365,500.00	\$365,500.00
			M99MC170216	\$464,000.00	\$116,000.00	\$348,000.00	\$348,000.00
			M00MC170216	\$466,000.00	\$116,250.00	\$349,750.00	\$349,750.00
			M01MC170216	\$517,000.00	\$129,250.00	\$387,750.00	\$387,750.00
			M02MC170216	\$516,000.00	\$129,000.00	\$387,000.00	\$387,000.00
			M03MC170216	\$515,198.00	\$423,909.26	\$91,288.74	\$91,288.74
			M04MC170216	\$514,427.00	\$252,606.75	\$261,820.25	\$261,820.25
			M05MC170216	\$494,198.00	\$129,419.80	\$364,778.20	\$364,778.20
			M06MC170216	\$464,172.00	\$166,417.20	\$297,754.80	\$297,754.80
			M07MC170216	\$463,120.00	\$126,312.00	\$336,808.00	\$336,808.00
			M08MC170216	\$445,197.00	\$177,961.77	\$267,235.23	\$267,235.23
			M09MC170216	\$496,452.00	\$124,113.00	\$372,339.00	\$372,339.00
			M10MC170216	\$496,821.00	\$368,682.48	\$128,138.52	\$128,138.52
			M11MC170216	\$443,814.00	\$110,953.50	\$0.00	\$0.00
			M12MC170216	\$375,870.00	\$93,967.50	\$0.00	\$0.00
			M13MC170216	\$377,300.00	\$94,325.00	\$0.00	\$0.00
			JOLIET Subtotal:	\$9,330,069.00	\$3,498,443.26	\$4,933,887.74	\$4,933,887.74
		EN Subtotal:		\$9,330,069.00	\$3,498,443.26	\$4,933,887.74	\$4,933,887.74
	PI	JOLIET	M08MC170216	\$36,000.00	\$0.00	\$36,000.00	\$36,000.00
			JOLIET Subtotal:	\$36,000.00	\$0.00	\$36,000.00	\$36,000.00
		PI Subtotal:		\$36,000.00	\$0.00	\$36,000.00	\$36,000.00
GRANTEE TOTALS				\$37,349,225.97	\$3,498,443.26	\$30,216,326.53	\$30,216,326.53

IDIS

U.S. DEPARTMENT OF HOUSING AND URBAN
DEVELOPMENT

DATE: 3/29/2014

OFFICE OF COMMUNITY PLANNING AND DEVELOPMENT

TIME: 11:25:31 AM

PR01 - HUD Grants and Program Income

PAGE: 4/4

Program	Fund Type	Grantee Name	Grant Number	Available to Commit	Available to Draw
CDBG-R	EN	JOLIET	B09MY170013	\$0.00	\$0.00
			JOLIET Subtotal:	\$0.00	\$0.00
		EN Subtotal:		\$0.00	\$0.00
HOME	EN	JOLIET	M94MC170216	\$0.00	\$0.00
			M95MC170216	\$0.00	\$0.00
			M96MC170216	\$0.00	\$0.00
			M97MC170216	\$0.00	\$0.00
			M98MC170216	\$0.00	\$0.00
			M99MC170216	\$0.00	\$0.00
			M00MC170216	\$0.00	\$0.00
			M01MC170216	\$0.00	\$0.00
			M02MC170216	\$0.00	\$0.00
			M03MC170216	\$0.00	\$0.00
			M04MC170216	\$0.00	\$0.00
			M05MC170216	\$0.00	\$0.00
			M06MC170216	\$0.00	\$0.00
			M07MC170216	\$0.00	\$0.00
			M08MC170216	\$0.00	\$0.00
			M09MC170216	\$0.00	\$0.00
			M10MC170216	\$0.00	\$0.00
			M11MC170216	\$332,860.50	\$332,860.50
			M12MC170216	\$281,902.50	\$281,902.50
			M13MC170216	\$282,975.00	\$282,975.00
			JOLIET Subtotal:	\$897,738.00	\$897,738.00
		EN Subtotal:		\$897,738.00	\$897,738.00
	PI	JOLIET	M08MC170216	\$0.00	\$0.00
			JOLIET Subtotal:	\$0.00	\$0.00
		PI Subtotal:		\$0.00	\$0.00
GRANTEE TOTALS				\$3,634,456.18	\$3,634,456.18

APPENDIX B: PR02 LIST OF ACTIVITIES BY PROGRAM YEAR AND REPORT

U.S. Department of Housing and Urban Development
 Office of Community Planning and Development
 Integrated Disbursement and Information System
 List of Activities By Program Year And Project
 JOLIET,IL

REPORT FOR CPD PROGRAM CDBG, HOME
 PGM YR ALL

Plan Year	IDIS Project	Project	IDIS Activity ID	Activity Name	Activity Status	Program	Funded Amount	Draw Amount	Balance	
1994	1	CONVERTED HOME ACTIVITIES	1	HOME COMMITTED FUNDS ADJUSTMENT	Open	CDBG	\$0.00	\$0.00	\$0.00	
			5	ADMIN ACTIVITY	Canoeled	CDBG	\$0.00	\$0.00	\$0.00	
			6	RICHARDS GROVE SUBDIVISION	Completed	HOME	\$673,496.34	\$673,496.34	\$0.00	
			7	VICTORY CENTER SENIOR RENTAL	Completed	HOME	\$765,000.00	\$765,000.00	\$0.00	
			30	TRINITY SERVICES REHABILITATION	Canoeled	HOME	\$0.00	\$0.00	\$0.00	
			31	CORNERSTONE,INC NEW CONSTRUCTION	Canoeled	HOME	\$0.00	\$0.00	\$0.00	
		Project Total					\$1,458,496.34	\$1,458,496.34	\$0.00	
	2	2	CONVERTED CDBG ACTIVITIES	2	CDBG COMMITTED FUNDS ADJUSTMENT	Open	CDBG	\$9,651,069.12	\$9,651,069.12	\$0.00
				8	Unknown	Completed	CDBG	\$0.00	\$0.00	\$0.00
				9	Unknown	Canoeled	CDBG	\$0.00	\$0.00	\$0.00
				10	Unknown	Completed	CDBG	\$0.00	\$0.00	\$0.00
				11	Unknown	Canoeled	CDBG	\$0.00	\$0.00	\$0.00
				12	CODE ENFORCEMENT	Completed	CDBG	\$0.00	\$0.00	\$0.00
				13	Unknown	Completed	CDBG	\$0.00	\$0.00	\$0.00
				14	Unknown	Completed	CDBG	\$0.00	\$0.00	\$0.00
				15	Unknown	Completed	CDBG	\$0.00	\$0.00	\$0.00
				16	Unknown	Completed	CDBG	\$0.00	\$0.00	\$0.00
				17	Unknown	Completed	CDBG	\$0.00	\$0.00	\$0.00
				18	Unknown	Completed	CDBG	\$0.00	\$0.00	\$0.00
				19	Unknown	Completed	CDBG	\$0.00	\$0.00	\$0.00
				20	Unknown	Completed	CDBG	\$0.00	\$0.00	\$0.00
				21	Unknown	Completed	CDBG	\$0.00	\$0.00	\$0.00
				22	Unknown	Completed	CDBG	\$0.00	\$0.00	\$0.00
				23	Unknown	Canoeled	CDBG	\$0.00	\$0.00	\$0.00
				24	Unknown	Canoeled	CDBG	\$0.00	\$0.00	\$0.00
				25	Unknown	Canoeled	CDBG	\$0.00	\$0.00	\$0.00
				26	Unknown	Canoeled	CDBG	\$0.00	\$0.00	\$0.00
				27	Unknown	Completed	CDBG	\$0.00	\$0.00	\$0.00
				28	Unknown	Completed	CDBG	\$0.00	\$0.00	\$0.00
				29	Unknown	Canoeled	CDBG	\$0.00	\$0.00	\$0.00
					Project Total					\$9,651,069.12
	Program Total					\$9,651,069.12	\$9,651,069.12	\$0.00		
						HOME	\$1,458,496.34	\$1,458,496.34	\$0.00	
	1994 Total					\$11,109,565.46	\$11,109,565.46	\$0.00		
1997	1	Housing Preservation Loan Program	34	HOUSING PRESERVATION LOAN PROGRAM	Completed	CDBG	\$154,668.72	\$154,668.72	\$0.00	

U.S. Department of Housing and Urban Development
 Office of Community Planning and Development
 Integrated Disbursement and Information System
 List of Activities By Program Year And Project
 JOLIET,IL

Plan Year	IDIS Project	Project	IDIS Activity ID	Activity Name	Activity Status	Program	Funded Amount	Draw Amount	Balance
1997	1	Project Total					\$154,668.72	\$154,668.72	\$0.00
	2	Emergency Repair Program	35	EMERGENCY REPAIR PROGRAM	Completed	CDBG	\$122,685.50	\$122,685.50	\$0.00
		Project Total					\$122,685.50	\$122,685.50	\$0.00
	3	Local Homestead Program	36	LOCAL HOMESTEAD PROGRAM	Completed	CDBG	\$273,008.86	\$273,008.86	\$0.00
		Project Total					\$273,008.86	\$273,008.86	\$0.00
	4	Acquisition	37	ACQUISITION PROGRAM	Completed	CDBG	\$115,621.18	\$115,621.18	\$0.00
		Project Total					\$115,621.18	\$115,621.18	\$0.00
	5	Local Youth Build Program	38	LOCAL YOUTH BUILD PROGRAM	Completed	CDBG	\$253,000.00	\$253,000.00	\$0.00
		Project Total					\$253,000.00	\$253,000.00	\$0.00
	6	NEW CONSTRUCTION	44	CORNERSTONE GROUP HOME	Completed	HOME	\$50,000.00	\$50,000.00	\$0.00
		Project Total					\$50,000.00	\$50,000.00	\$0.00
	7	Infrastructure Improvements	39	INFRASTRUCTURE IMPROVEMENTS	Completed	CDBG	\$375,000.00	\$375,000.00	\$0.00
		Project Total					\$375,000.00	\$375,000.00	\$0.00
	8	CODE ENFORCEMENT	32	CODE ENFORCEMENT	Completed	CDBG	\$250,409.98	\$250,409.98	\$0.00
		Project Total					\$250,409.98	\$250,409.98	\$0.00
	9	Code Enforcement	40	DEMOLITION AND CLEARANCE	Completed	CDBG	\$193,326.82	\$193,326.82	\$0.00
		Project Total					\$193,326.82	\$193,326.82	\$0.00
	10	Code Enforcement	41	WEEDCUTTING & BOARD-UP PROGRAM	Completed	CDBG	\$170,951.90	\$170,951.90	\$0.00
		Project Total					\$170,951.90	\$170,951.90	\$0.00
	11	Public Service - Graffiti Removal	42	PUBLIC SERVICE, GRAFFITI REMOVAL	Completed	CDBG	\$14,490.00	\$14,490.00	\$0.00
		Project Total					\$14,490.00	\$14,490.00	\$0.00
	12	Public Service	43	PUBLIC SERVICE NEIGHBORHOOD NEWSLETTER	Completed	CDBG	\$37,000.00	\$37,000.00	\$0.00
		Project Total					\$37,000.00	\$37,000.00	\$0.00
	13	TRINITY SERVICES	33	TRINITY SERVICES	Completed	HOME	\$50,000.00	\$50,000.00	\$0.00
		Project Total					\$50,000.00	\$50,000.00	\$0.00
	16	CHDO SETASIDE, CORNERSTONE SERVICES INC	50	CORNERSTONE SERVICES CHDO GROUP HOME	Canceled	CDBG	\$0.00	\$0.00	\$0.00
			51	CORNERSTONE SERVICES CHDO GROUP HOME	Completed	HOME	\$60,450.00	\$60,450.00	\$0.00
		Project Total					\$60,450.00	\$60,450.00	\$0.00
		Program Total				CDBG	\$1,960,162.96	\$1,960,162.96	\$0.00
						HOME	\$160,450.00	\$160,450.00	\$0.00
		1997 Total					\$2,120,612.96	\$2,120,612.96	\$0.00
1998	1	Housing Preservation Loan Program	46	HOUSING PRESERVATION LOAN PROGRAM	Completed	CDBG	\$50,000.00	\$50,000.00	\$0.00
		Project Total					\$50,000.00	\$50,000.00	\$0.00
	2	Emergency Repair Program	48	EMERGENCY REPAIR PROGRAM	Completed	CDBG	\$2,035.95	\$2,035.95	\$0.00
		Project Total					\$2,035.95	\$2,035.95	\$0.00
	4	Acquisition for Homestead Program	45	ACQUISITION FOR HOMESTEAD	Canceled	CDBG	\$0.00	\$0.00	\$0.00
		Project Total					\$0.00	\$0.00	\$0.00

U.S. Department of Housing and Urban Development
 Office of Community Planning and Development
 Integrated Disbursement and Information System
 List of Activities By Program Year And Project
 JOLIET,IL

Plan Year	IDIS Project	Project	IDIS Activity ID	Activity Name	Activity Status	Program	Funded Amount	Draw Amount	Balance
1998	6	Infrastructure Improvements	47	1998 CAPITAL IMPROVEMENTS PROJECT	Completed	CDBG	\$307,323.92	\$307,323.92	\$0.00
		Project Total					\$307,323.92	\$307,323.92	\$0.00
	12	CHDO Setaside	52	CORNERSTONE SERVICES INC. 1998	Canceled	HOME	\$0.00	\$0.00	\$0.00
			84	CORNERSTONE SERVICES ACQUISITION	Completed	HOME	\$64,500.00	\$64,500.00	\$0.00
		Project Total					\$64,500.00	\$64,500.00	\$0.00
	13	District 4 Single Family Housing	68	DISTRICT 4 & 5 SCATTERED SITE	Completed	HOME	\$24,819.25	\$24,819.25	\$0.00
			69	DISTRICT 4 & 5 SCATTERED SITES 1220	Completed	HOME	\$22,991.00	\$22,991.00	\$0.00
			70	DISTRICT 4 & 5 SCATTERED SITES	Completed	HOME	\$29,095.00	\$29,095.00	\$0.00
			71	DISTRICT 4 & 5 SCATTERED SITE	Completed	HOME	\$22,266.00	\$22,266.00	\$0.00
			72	DISTRICT 4 & 5 SCATTERED SITES 1211 A	Completed	HOME	\$24,493.00	\$24,493.00	\$0.00
			73	DISTRICT 4 & 5 SCATTERED SITES 1401 A	Completed	HOME	\$28,006.00	\$28,006.00	\$0.00
			74	DISTRICT 4 & 5 SCATTERED SITE 1411 A	Completed	HOME	\$25,748.00	\$25,748.00	\$0.00
			75	DISTRICT 4 & 5 SCATTERED SITES	Completed	HOME	\$24,562.99	\$24,562.99	\$0.00
			76	DISTRICT 4 & 5 SCATTERED SITES	Completed	HOME	\$29,111.10	\$29,111.10	\$0.00
			77	DISTRICT 4 & 5 SCATTERED SITES	Completed	HOME	\$26,218.60	\$26,218.60	\$0.00
			78	DISTRICT 4&5 SCATTERED SITES	Completed	HOME	\$26,725.60	\$26,725.60	\$0.00
			79	DISTRICT 4 & 5 SCATTERED SITES	Completed	HOME	\$25,767.24	\$25,767.24	\$0.00
			80	DISTRICT 4 & 5 SCATTERED SITES	Completed	HOME	\$26,119.10	\$26,119.10	\$0.00
			81	DISTRICT 4 & 5 SCATTERED SITES	Completed	HOME	\$26,511.10	\$26,511.10	\$0.00
			82	DISTRICT 4 & 5 SCATTERED SITES	Completed	HOME	\$26,101.10	\$26,101.10	\$0.00
			83	DISTRICT 4&5 SCATTERED SITES 360S	Completed	HOME	\$25,796.32	\$25,796.32	\$0.00
			112	DISTRICT 4 & 5 NEW CONSTRUCTION	Completed	HOME	\$12,341.00	\$12,341.00	\$0.00
			113	DISTRICT 4&5 NEW CONSTRUCTION	Completed	HOME	\$11,258.00	\$11,258.00	\$0.00
			114	DIST 4 & 5 NEW CONSTRUCTION	Completed	HOME	\$12,000.00	\$12,000.00	\$0.00
			115	NEW CONSTRUCTION 413 RICHARDS ST	Completed	HOME	\$12,101.00	\$12,101.00	\$0.00
			124	315 SHERMAN NEW CONSTRUCTION	Completed	HOME	\$14,500.00	\$14,500.00	\$0.00
		Project Total					\$476,531.40	\$476,531.40	\$0.00
	14	Louis Joliet Senior Housing	85	LOUIS JOLIET HOTEL REDEVELOPMENT	Completed	HOME	\$1,000,000.00	\$1,000,000.00	\$0.00
		Project Total					\$1,000,000.00	\$1,000,000.00	\$0.00
	16	General Administration	49	GENERAL PROGRAM ADMINISTRATION	Completed	CDBG	\$253,444.00	\$253,444.00	\$0.00
		Project Total					\$253,444.00	\$253,444.00	\$0.00
		Program Total				CDBG	\$612,803.87	\$612,803.87	\$0.00
						HOME	\$1,541,031.40	\$1,541,031.40	\$0.00
		1998 Total					\$2,153,835.27	\$2,153,835.27	\$0.00
1999	1	Housing Preservation Loan Program	64	HOUSING PRESERATION LOAN PROGRAM	Completed	CDBG	\$73,634.00	\$73,634.00	\$0.00
		Project Total					\$73,634.00	\$73,634.00	\$0.00
	2	Emergency Repair Program	55	EMERGENCY REPAIR PROGRAM	Completed	CDBG	\$75,000.00	\$75,000.00	\$0.00
		Project Total					\$75,000.00	\$75,000.00	\$0.00

U.S. Department of Housing and Urban Development
 Office of Community Planning and Development
 Integrated Disbursement and Information System
 List of Activities By Program Year And Project
 JOLIET,IL

Plan Year	IDIS Project	Project	IDIS Activity ID	Activity Name	Activity Status	Program	Funded Amount	Draw Amount	Balance
1999	3	Local Homestead Program	65	LOCAL HOMESTEAD PROGRAM	Completed	CDBG	\$100,000.00	\$100,000.00	\$0.00
		Project Total					\$100,000.00	\$100,000.00	\$0.00
	4	Acquisition for Rehabilitation	66	ACQUISITION	Completed	CDBG	\$31,482.00	\$31,482.00	\$0.00
		Project Total					\$31,482.00	\$31,482.00	\$0.00
	6	Infrastructure Improvements	57	NEIGHBORHOOD IMPROVEMENT PROGRAM	Completed	CDBG	\$300,000.00	\$300,000.00	\$0.00
		Project Total					\$300,000.00	\$300,000.00	\$0.00
	7	Code Enforcement - Inspections	56	CODE ENFORCEMENT	Completed	CDBG	\$150,921.00	\$150,921.00	\$0.00
		Project Total					\$150,921.00	\$150,921.00	\$0.00
	8	Code Enforcement - Demolition	58	CODE ENFORCEMENT - DEMOLITION	Completed	CDBG	\$90,000.00	\$90,000.00	\$0.00
		Project Total					\$90,000.00	\$90,000.00	\$0.00
	9	Code Enforcement - Weedcutting & Board-up	59	CODE ENFORCEMENT WEEDCUTTING/BOARD-UP	Completed	CDBG	\$89,662.00	\$89,662.00	\$0.00
		Project Total					\$89,662.00	\$89,662.00	\$0.00
	10	Public Service - Graffiti Removal	60	GRAFFITI REMOVAL	Completed	CDBG	\$20,000.00	\$20,000.00	\$0.00
		Project Total					\$20,000.00	\$20,000.00	\$0.00
	11	Public Service	61	NEIGHBORHOOD NEWSLETTER	Completed	CDBG	\$18,301.00	\$18,301.00	\$0.00
		Project Total					\$18,301.00	\$18,301.00	\$0.00
	12	CHDO Setaside	53	SPANISH CENTER NEW CONSTRUCTION	Cancelled	HOME	\$0.00	\$0.00	\$0.00
			54	HABITAT FOR HUMANIT NEW CONSTRUCTION	Completed	HOME	\$20,000.00	\$20,000.00	\$0.00
			119	CCFYF NEW CONSTRUCTION	Completed	HOME	\$20,000.00	\$20,000.00	\$0.00
			120	CCFYF NEW CONSTRUCTION	Completed	HOME	\$20,000.00	\$20,000.00	\$0.00
		121	CORNERSTONE REHAB 1701 MASON	Completed	HOME	\$15,000.00	\$15,000.00	\$0.00	
		122	CORNERSTONE REHAB #2 220 MADISON	Completed	HOME	\$5,000.00	\$5,000.00	\$0.00	
		123	CORNERSTONE REHAB #3 3515 THEODORE	Completed	HOME	\$10,000.00	\$10,000.00	\$0.00	
	Project Total					\$90,000.00	\$90,000.00	\$0.00	
15	Administrative Setaside	62	HOME ADMIN SETASIDE	Completed	HOME	\$51,700.00	\$51,700.00	\$0.00	
		67	HOME ADMIN	Cancelled	CDBG	\$0.00	\$0.00	\$0.00	
		138	HOME ADMIN	Completed	HOME	\$46,300.00	\$46,300.00	\$0.00	
	Project Total					\$98,000.00	\$98,000.00	\$0.00	
16	General Administration	63	GENERAL ADMINISTRATION	Completed	CDBG	\$200,000.00	\$200,000.00	\$0.00	
	Project Total					\$200,000.00	\$200,000.00	\$0.00	
	Program Total					\$1,149,000.00	\$1,149,000.00	\$0.00	
						\$188,000.00	\$188,000.00	\$0.00	
	1999 Total					\$1,337,000.00	\$1,337,000.00	\$0.00	
2000	1	Housing Preservation Loan Program	86	HOUSING PRESERVATION LOAN PROGRAM	Completed	CDBG	\$30,000.00	\$30,000.00	\$0.00
		Project Total				\$30,000.00	\$30,000.00	\$0.00	
	2	Emergency Repair Program	87	EMERGENCY REPAIR PROGRAM	Completed	CDBG	\$75,000.00	\$75,000.00	\$0.00
	Project Total					\$75,000.00	\$75,000.00	\$0.00	

U.S. Department of Housing and Urban Development
 Office of Community Planning and Development
 Integrated Disbursement and Information System
 List of Activities By Program Year And Project
 JOLIET,IL

Plan Year	IDIS Project	Project	IDIS Activity ID	Activity Name	Activity Status	Program	Funded Amount	Draw Amount	Balance
2000	3	Local Homestead Program	88	LOCAL HOMESTEAD	Completed	CDBG	\$200,000.00	\$200,000.00	\$0.00
		Project Total					\$200,000.00	\$200,000.00	\$0.00
	4	Acquisition for Rehabilitation	89	ACQUISITION FOR REHABILITATION	Completed	CDBG	\$15,000.00	\$15,000.00	\$0.00
		Project Total					\$15,000.00	\$15,000.00	\$0.00
	6	Infrastructure Improvements	90	WASHINGTON ST ROADWAY RECONSTRUCTION	Completed	CDBG	\$316,650.00	\$316,650.00	\$0.00
		Project Total					\$316,650.00	\$316,650.00	\$0.00
	7	Code Enforcement - Inspections	91	CODE ENFORCEMENT-INSPECTIONS	Completed	CDBG	\$149,611.00	\$149,611.00	\$0.00
		Project Total					\$149,611.00	\$149,611.00	\$0.00
	8	Code Enforcement - Demolition	92	CODE ENFORCEMENT-DEMOLITION	Completed	CDBG	\$100,000.00	\$100,000.00	\$0.00
		Project Total					\$100,000.00	\$100,000.00	\$0.00
	9	Code Enforcement - Weedcutting & Board-up	93	CODE ENFORCEMENT-WEEDCUTTING/BOARDUP	Completed	CDBG	\$109,202.00	\$109,202.00	\$0.00
		Project Total					\$109,202.00	\$109,202.00	\$0.00
	10	Public Service - Graffiti Removal	94	PUBLIC SERVICE-GRAFFITI REMOVAL	Completed	CDBG	\$19,462.00	\$19,462.00	\$0.00
		Project Total					\$19,462.00	\$19,462.00	\$0.00
	11	Public Service	95	PUBLIC SERVICE NEIGHBORHOOD NEWSLETTER	Completed	CDBG	\$27,123.00	\$27,123.00	\$0.00
		Project Total					\$27,123.00	\$27,123.00	\$0.00
	12	CHDO Setaside	97	HABITAT FOR HUMANITY NEW CONSTRUCTION	Completed	HOME	\$20,000.00	\$20,000.00	\$0.00
	109		CCYYF NEW CONSTRUCTION	Completed	HOME	\$20,000.00	\$20,000.00	\$0.00	
	110		CCFYF NEW CONSTRUCTION	Completed	HOME	\$20,000.00	\$20,000.00	\$0.00	
	Project Total					\$60,000.00	\$60,000.00	\$0.00	
15	Administrative Setaside	137	HOME ADMIN	Completed	HOME	\$46,500.00	\$46,500.00	\$0.00	
	Project Total					\$46,500.00	\$46,500.00	\$0.00	
16	General Administration	96	GENERAL ADMINISTRATION	Completed	CDBG	\$105,952.00	\$105,952.00	\$0.00	
	Project Total					\$105,952.00	\$105,952.00	\$0.00	
	Program Total					\$1,148,000.00	\$1,148,000.00	\$0.00	
						HOME	\$106,500.00	\$106,500.00	\$0.00
	2000 Total						\$1,254,500.00	\$1,254,500.00	\$0.00
2001	1	Emergency Repair Program	98	EMERGENCY REPAIR PROGRAM	Completed	CDBG	\$108,197.00	\$108,197.00	\$0.00
		Project Total					\$108,197.00	\$108,197.00	\$0.00
	2	Local Homestead Program	99	LOCAL HOMESTEAD PROGRAM	Completed	CDBG	\$257,595.00	\$257,595.00	\$0.00
		Project Total					\$257,595.00	\$257,595.00	\$0.00
	3	Acquisition for Rehabilitation	100	ACQUISITION OF HOUSES FOR HOMESTEAD PROG	Completed	CDBG	\$23,507.00	\$23,507.00	\$0.00
		Project Total					\$23,507.00	\$23,507.00	\$0.00
4	Infrastructure Improvements	101	COLUMBIA,HENDERSON ROADWAY RECONSTRUSTIO	Completed	CDBG	\$304,288.00	\$304,288.00	\$0.00	
	Project Total					\$304,288.00	\$304,288.00	\$0.00	
5	Code Enforcement	102	CODE ENFORCEMENT/INSPECTIONS	Completed	CDBG	\$162,089.00	\$162,089.00	\$0.00	

U.S. Department of Housing and Urban Development
 Office of Community Planning and Development
 Integrated Disbursement and Information System
 List of Activities By Program Year And Project
 JOLIET,IL

Plan Year	IDIS Project	Project	IDIS Activity ID	Activity Name	Activity Status	Program	Funded Amount	Draw Amount	Balance
2001	5	Project Total					\$162,089.00	\$162,089.00	\$0.00
	6	Code Enforcement - Demolition	103	CODE ENFORCEMENT-DEMOLITION	Completed	CDBG	\$104,668.00	\$104,668.00	\$0.00
		Project Total					\$104,668.00	\$104,668.00	\$0.00
	7	Code Enforcement - Weedcutting and Board-up	104	CODE ENFORCEMENT-WEEDCUTTING & BOARDUPS	Completed	CDBG	\$108,789.00	\$108,789.00	\$0.00
		Project Total					\$108,789.00	\$108,789.00	\$0.00
	8	Code Enforcement - Graffiti	105	PUBLIC SERVICE-GRAFFITI	Completed	CDBG	\$13,715.00	\$13,715.00	\$0.00
		Project Total					\$13,715.00	\$13,715.00	\$0.00
	9	Public Service	106	NEIGHBORHOOD NEWSLETTER	Completed	CDBG	\$23,802.00	\$23,802.00	\$0.00
		Project Total					\$23,802.00	\$23,802.00	\$0.00
	10	CHDO Set Aside	108	CORNERSTONE REHAB PROJECT	Completed	HOME	\$30,000.00	\$30,000.00	\$0.00
			111	HABITAT FOR HUMANITY REHAB	Completed	HOME	\$20,000.00	\$20,000.00	\$0.00
			116	FOREST PARK NEW CONSTRUCTION	Completed	HOME	\$20,000.00	\$20,000.00	\$0.00
			117	FOREST PARK NEW CONSTRUCTION	Completed	HOME	\$20,000.00	\$20,000.00	\$0.00
			118	FOREST PARK NEW CONSTRUCTION	Completed	HOME	\$20,000.00	\$20,000.00	\$0.00
		Project Total					\$110,000.00	\$110,000.00	\$0.00
12	General Administration	107	GENERAL ADMINISTRATION	Completed	CDBG	\$81,350.00	\$81,350.00	\$0.00	
	Project Total					\$81,350.00	\$81,350.00	\$0.00	
	Program Total				CDBG	\$1,188,000.00	\$1,188,000.00	\$0.00	
					HOME	\$110,000.00	\$110,000.00	\$0.00	
	2001 Total					\$1,298,000.00	\$1,298,000.00	\$0.00	
2002	2	Emergency Repair Program	133	EMERGENCY REPAIR PROGRAM	Completed	CDBG	\$75,000.00	\$75,000.00	\$0.00
		Project Total					\$75,000.00	\$75,000.00	\$0.00
	3	Local Homestead Program	134	LOCAL HOMESTAED PROGRAM	Completed	CDBG	\$250,000.00	\$250,000.00	\$0.00
		Project Total					\$250,000.00	\$250,000.00	\$0.00
	6	Infrastructure Improvements	125	ELWOOD/VALLEY/WENBURG/YOUNGS ROAD PROJ	Completed	CDBG	\$300,000.00	\$300,000.00	\$0.00
		Project Total					\$300,000.00	\$300,000.00	\$0.00
	7	Code Enforcement - Inspections	126	CODE ENFORCEMENT INSPECTIONS	Completed	CDBG	\$175,000.00	\$175,000.00	\$0.00
		Project Total					\$175,000.00	\$175,000.00	\$0.00
	8	Code Enforcement - Demolition	127	CODE ENFORCEMENT/CLEARANCE	Completed	CDBG	\$90,000.00	\$90,000.00	\$0.00
		Project Total					\$90,000.00	\$90,000.00	\$0.00
	9	Code Enforcement - Weed cutting and board-up	128	CODE ENFORCEMENT/WEEDCUTTIB, BOARD-UP	Completed	CDBG	\$90,000.00	\$90,000.00	\$0.00
	Project Total					\$90,000.00	\$90,000.00	\$0.00	
10	Public Service - Graffiti Removal	129	GRAFFIT REMOVAL PROGRAM	Completed	CDBG	\$20,000.00	\$20,000.00	\$0.00	
	Project Total					\$20,000.00	\$20,000.00	\$0.00	
11	Public Service	130	PUBLIC SERVICE/NEIGHBORHOOD NEWSLETTER	Completed	CDBG	\$35,000.00	\$35,000.00	\$0.00	
	Project Total					\$35,000.00	\$35,000.00	\$0.00	

U.S. Department of Housing and Urban Development
 Office of Community Planning and Development
 Integrated Disbursement and Information System
 List of Activities By Program Year And Project
 JOLIET,IL

Plan Year	IDIS Project	Project	IDIS Activity ID	Activity Name	Activity Status	Program	Funded Amount	Draw Amount	Balance	
2002	17	Louis Joliet Hotel	135	LOUIE JOLIET APARTMENTS	Completed	HOME	\$42,000.00	\$42,000.00	\$0.00	
		Project Total					\$42,000.00	\$42,000.00	\$0.00	
		18	HOME Administration	136	HOME ADMIN	Completed	HOME	\$51,700.00	\$51,700.00	\$0.00
			Project Total				\$51,700.00	\$51,700.00	\$0.00	
		19	District 4 and 5 New Construction	131	2002 LOUIE JOLIET HOTEL	Canceled	HOME	\$0.00	\$0.00	\$0.00
				139	105 RICHARDS ST NEW CONSTRUCTION	Completed	HOME	\$20,000.00	\$20,000.00	\$0.00
				140	109 RICHARDS ST NEW CONSTRUCTION	Completed	HOME	\$32,422.00	\$32,422.00	\$0.00
				141	111 RICHARDS NEW CONSTRUCTION PROJECT	Completed	HOME	\$32,424.00	\$32,424.00	\$0.00
				142	223 RICHARDS NEW CONSTRUCTION PROJECT	Completed	HOME	\$29,860.00	\$29,860.00	\$0.00
				143	14 RICHARDS NEW CONSTRUCTION PROJECT	Completed	HOME	\$23,842.00	\$23,842.00	\$0.00
				144	16 RICHARDS NEW CONSTRUCTION PROJECT	Completed	HOME	\$22,562.00	\$22,562.00	\$0.00
				145	115 RICHARDS NEW CONSTRUCTION PROJECT	Completed	HOME	\$20,000.00	\$20,000.00	\$0.00
				146	117 RICHARDS NEW CONSTRUCTION PROJECT	Completed	HOME	\$20,000.00	\$20,000.00	\$0.00
				147	108 RICHARDS NEW CONSTRUCTION PROJECT	Completed	HOME	\$20,000.00	\$20,000.00	\$0.00
			Project Total					\$221,110.00	\$221,110.00	\$0.00
		21	General Administration	132	GENERAL ADMINISTRATION	Completed	CDBG	\$132,000.00	\$132,000.00	\$0.00
			Project Total					\$132,000.00	\$132,000.00	\$0.00
			Program Total				CDBG	\$1,167,000.00	\$1,167,000.00	\$0.00
							HOME	\$314,810.00	\$314,810.00	\$0.00
			2002 Total					\$1,481,810.00	\$1,481,810.00	\$0.00
	2003	1	Emergency Repair Program	148	EMERGERNY REPAIR PROGRAM	Completed	CDBG	\$38,040.45	\$38,040.45	\$0.00
		Project Total					\$38,040.45	\$38,040.45	\$0.00	
2		Local Homestead Program	149	LOCAL HOMESTEAD PROGRAM	Completed	CDBG	\$200,138.00	\$200,138.00	\$0.00	
		Project Total					\$200,138.00	\$200,138.00	\$0.00	
4		Infrastructure Improvements	150	ACQUISITION FOR REHAB	Completed	CDBG	\$20,089.00	\$20,089.00	\$0.00	
			151	INFRASTRUCTURE IMPROVEMENTS	Completed	CDBG	\$300,000.00	\$300,000.00	\$0.00	
		Project Total					\$320,089.00	\$320,089.00	\$0.00	
5		Code Enforcement - Inspections	152	CODE ENFORCEMENT-INSPECTIONS	Completed	CDBG	\$200,182.00	\$200,182.00	\$0.00	
		Project Total					\$200,182.00	\$200,182.00	\$0.00	
6		Code Enforcement - Demolition	153	CLEARANCE AND DEMOLITION	Completed	CDBG	\$75,000.00	\$75,000.00	\$0.00	
		Project Total					\$75,000.00	\$75,000.00	\$0.00	
7		Code Enforcement - Weedcutting & Board-up	154	CODE ENFORCEMENT/WEEDCUTTING&BOARD-UP	Completed	CDBG	\$80,303.00	\$80,303.00	\$0.00	
		Project Total					\$80,303.00	\$80,303.00	\$0.00	
8	Public Service - Graffiti Removal	155	PUBLIC SERVICE/GRAFFITI REMOVAL	Completed	CDBG	\$11,969.00	\$11,969.00	\$0.00		
	Project Total					\$11,969.00	\$11,969.00	\$0.00		
9	Public Service	156	PUBLIC SERVICE/NEIGHBORHOOD NEWSLETTER	Completed	CDBG	\$25,841.00	\$25,841.00	\$0.00		
	Project Total					\$25,841.00	\$25,841.00	\$0.00		
10	CHDO Setaside	158	COMMUNITY INTEGRATED LIVING ARRANGEMENT	Completed	HOME	\$150,120.58	\$150,120.58	\$0.00		

U.S. Department of Housing and Urban Development
 Office of Community Planning and Development
 Integrated Disbursement and Information System
 List of Activities By Program Year And Project
 JOLIET,IL

Plan Year	IDIS Project	Project	IDIS Activity ID	Activity Name	Activity Status	Program	Funded Amount	Draw Amount	Balance
2003	10	CHDO Setaside	173	CORNERSTONE CONDO	Completed	HOME	\$97,500.00	\$97,500.00	\$0.00
			174	CORNERSTONE LAND ACQUISITION	Completed	HOME	\$65,000.00	\$65,000.00	\$0.00
			Project Total				\$312,620.58	\$312,620.58	\$0.00
	11	Senior Housing Project	159	ST. FRANCIS SENIOR HOUSING	Canceled	HOME	\$0.00	\$0.00	\$0.00
				Project Total			\$0.00	\$0.00	\$0.00
	12	CHDO Administration	160	HOME ADMIN 2003	Completed	HOME	\$51,519.80	\$51,519.80	\$0.00
				Project Total			\$51,519.80	\$51,519.80	\$0.00
	14	CDBG General Administration	157	GENERAL PROGRAM ADMINISTRATION	Completed	CDBG	\$127,478.00	\$127,478.00	\$0.00
				Project Total			\$127,478.00	\$127,478.00	\$0.00
		Program Total				CDBG	\$1,079,040.45	\$1,079,040.45	\$0.00
						HOME	\$364,140.38	\$364,140.38	\$0.00
		2003 Total					\$1,443,180.83	\$1,443,180.83	\$0.00
2004	1	EMERGENCY REPAIR PROGRAM	162	EMERGENCY REPAIR PROGRAM	Completed	CDBG	\$9,487.95	\$9,487.95	\$0.00
		Project Total				\$9,487.95	\$9,487.95	\$0.00	
	2	LOCAL HOMESTEAD PROGRAM	161	LOCAL HOMESTEAD PROGRAM	Completed	CDBG	\$177,983.00	\$177,983.00	\$0.00
		Project Total				\$177,983.00	\$177,983.00	\$0.00	
	3	ACQUISITION PROGRAM	163	ACQUISITION PROGRAM	Completed	CDBG	\$20,000.00	\$20,000.00	\$0.00
		Project Total				\$20,000.00	\$20,000.00	\$0.00	
	4	INFRASTRUCTURE IMPROVEMENTS	164	HERKIMER/IRVING/BRUCE/DOUGLAS/PROJECT	Completed	CDBG	\$298,666.98	\$298,666.98	\$0.00
		Project Total				\$298,666.98	\$298,666.98	\$0.00	
	5	CODE ENFORCEMENT-INSPECTIONS	165	CODE ENFORCEMENT INSPECTIONS/STAFFING	Completed	CDBG	\$212,993.00	\$212,993.00	\$0.00
		Project Total				\$212,993.00	\$212,993.00	\$0.00	
	6	CODE ENFORCEMENT-DEMOLITION OF VACANT DILAPIDATED STRUCTURES	166	DEMOLITION AND CLEARANCE	Completed	CDBG	\$70,000.00	\$70,000.00	\$0.00
	Project Total				\$70,000.00	\$70,000.00	\$0.00		
7	CODE ENFORCEMENT-WEEDCUTTING AND BOARD-UPS	170	CODE ENFORCEMENT/WEEDCUTTING /BOARD-UP	Completed	CDBG	\$82,360.03	\$82,360.03	\$0.00	
	Project Total				\$82,360.03	\$82,360.03	\$0.00		
8	PUBLIC SERVICE-GRAFFITI REMOVAL	167	GRAFFITI REMOVAL	Completed	CDBG	\$10,000.00	\$10,000.00	\$0.00	
	Project Total				\$10,000.00	\$10,000.00	\$0.00		
9	PUBLIC SERVICE- NEIGHBORHOOD NEWSLETTER	168	PUBLIC SERVICE/NEIGHBORHOOD NEWSLETTER	Completed	CDBG	\$20,000.00	\$20,000.00	\$0.00	
	Project Total				\$20,000.00	\$20,000.00	\$0.00		
10	CHDO SETASIDE	171	HABITAT FOR HUMANITY NEW HOME	Completed	HOME	\$20,000.00	\$20,000.00	\$0.00	
		175	CORNERSTONE CONDO	Completed	HOME	\$124,000.00	\$124,000.00	\$0.00	
		176	CORNERSTONE GROUP HOME	Completed	HOME	\$90,000.00	\$90,000.00	\$0.00	
	Project Total				\$234,000.00	\$234,000.00	\$0.00		
11	THE SENIOR SUITES OF JOLIET	184	SENIOR SUITES OF JOLIET	Completed	HOME	\$1,000,000.00	\$1,000,000.00	\$0.00	
	Project Total				\$1,000,000.00	\$1,000,000.00	\$0.00		

U.S. Department of Housing and Urban Development
 Office of Community Planning and Development
 Integrated Disbursement and Information System
 List of Activities By Program Year And Project
 JOLIET,IL

Plan Year	IDIS Project	Project	IDIS Activity ID	Activity Name	Activity Status	Program	Funded Amount	Draw Amount	Balance
2004	12	HOME ADMINISTRATION	172	HOME ADMIN	Completed	HOME	\$51,422.70	\$51,422.70	\$0.00
		Project Total					\$51,422.70	\$51,422.70	\$0.00
	14	CDBG GENERAL ADMINISTRATION	169	CDBG GENERAL ADMINISTRATION	Completed	CDBG	\$114,837.00	\$114,837.00	\$0.00
		Project Total					\$114,837.00	\$114,837.00	\$0.00
	Program Total				CDBG	\$1,016,327.96	\$1,016,327.96	\$0.00	
					HOME	\$1,285,422.70	\$1,285,422.70	\$0.00	
	2004 Total					\$2,301,750.66	\$2,301,750.66	\$0.00	
2005	1	LOCAL HOMESTEAD PROGRAM	177	LOCAL HOMESTEAD PROGRAM	Completed	CDBG	\$299,315.00	\$299,315.00	\$0.00
		Project Total					\$299,315.00	\$299,315.00	\$0.00
	2	CODE ENFORCEMENT INSPECTIONS	178	CODE ENFORCEMENT OPERATIONAL COSTS	Completed	CDBG	\$283,271.00	\$283,271.00	\$0.00
		Project Total					\$283,271.00	\$283,271.00	\$0.00
	3	CODE ENFORCEMENT/CLEARANCE AND DEMOLITION	179	DEMOLITION & CLEARANCE	Completed	CDBG	\$95,913.00	\$95,913.00	\$0.00
		Project Total					\$95,913.00	\$95,913.00	\$0.00
	4	CODE ENFORCEMENT - WEEDCUTTING AND BOARD-UP	180	WEEDCUTTING/BOARDUP	Completed	CDBG	\$27,453.77	\$27,453.77	\$0.00
		Project Total					\$27,453.77	\$27,453.77	\$0.00
	5	PUBLIC SERVICE - GRAFFITI REMOVAL	181	GRAFFITI REMOVAL	Completed	CDBG	\$10,600.00	\$10,600.00	\$0.00
		Project Total					\$10,600.00	\$10,600.00	\$0.00
	6	PUBLIC SERVICE - NEIGHBORHOOD NEWSLETTER	182	NEIGHBORHOOD NEWSLETTER	Completed	CDBG	\$25,368.00	\$25,368.00	\$0.00
	Project Total					\$25,368.00	\$25,368.00	\$0.00	
7	CDBG GENERAL ADMINISTRATION	183	CDBG GENERAL ADMINISTRATION	Completed	CDBG	\$189,216.00	\$189,216.00	\$0.00	
	Project Total					\$189,216.00	\$189,216.00	\$0.00	
8	HOME ADMINISTRATION	185	HOME ADMIN	Completed	HOME	\$49,439.80	\$49,439.80	\$0.00	
	Project Total					\$49,439.80	\$49,439.80	\$0.00	
9	711 ANN ST GROUP HOME	186	711 ANN ST GROUP HOME	Completed	HOME	\$80,000.00	\$80,000.00	\$0.00	
	Project Total					\$80,000.00	\$80,000.00	\$0.00	
10	1850 MAPPOLD CORNERSTONE CONDO	187	1850 MAPPOLD WAY CORNERSTONE CONDO	Completed	HOME	\$139,000.00	\$139,000.00	\$0.00	
	Project Total					\$139,000.00	\$139,000.00	\$0.00	
11	HABITAT FOR HUMANITY	212	HABITAT FOR HUMANITY	Completed	HOME	\$20,000.00	\$20,000.00	\$0.00	
	Project Total					\$20,000.00	\$20,000.00	\$0.00	
	Program Total				CDBG	\$931,136.77	\$931,136.77	\$0.00	
					HOME	\$288,439.80	\$288,439.80	\$0.00	
	2005 Total					\$1,219,576.57	\$1,219,576.57	\$0.00	
2006	2	LOCAL HOMESTEAD PROGRAM	189	LOCAL HOMESTEAD PROGRAM	Canceled	CDBG	\$0.00	\$0.00	\$0.00
		Project Total					\$0.00	\$0.00	\$0.00
			190	LOCAL HOMESTEAD PROGRAM	Completed	CDBG	\$420,000.00	\$420,000.00	\$0.00
		Project Total					\$420,000.00	\$420,000.00	\$0.00

U.S. Department of Housing and Urban Development
 Office of Community Planning and Development
 Integrated Disbursement and Information System
 List of Activities By Program Year And Project
 JOLIET,IL

Plan Year	IDIS Project	Project	IDIS Activity ID	Activity Name	Activity Status	Program	Funded Amount	Draw Amount	Balance
2006	3	CODE ENFORCEMENT DEMOLITION	191	CLEARANCE AND DEMOLITION	Completed	CDBG	\$175,000.00	\$175,000.00	\$0.00
		Project Total					\$175,000.00	\$175,000.00	\$0.00
	4	CODE ENFORCEMENT INSPECTIONS	192	CODE ENFORCEMENT OPERATIONAL COSTS	Completed	CDBG	\$284,000.00	\$284,000.00	\$0.00
		Project Total					\$284,000.00	\$284,000.00	\$0.00
	5	CODE ENFORCEMENT	193	WEEDCUTTING/BOARDUP	Completed	CDBG	\$91,991.17	\$91,991.17	\$0.00
		Project Total					\$91,991.17	\$91,991.17	\$0.00
	6	PUBLIC SERVICE/GRAFFITI REMOVAL	194	GRAFFITI REMOVAL	Completed	CDBG	\$12,000.00	\$12,000.00	\$0.00
		Project Total					\$12,000.00	\$12,000.00	\$0.00
	7	PUBLIC SERVICE/NEIGHB ORHOOD NEWSLETTER	195	NEIGHBORHOOD NEWSLETTER	Completed	CDBG	\$29,000.00	\$29,000.00	\$0.00
		Project Total					\$29,000.00	\$29,000.00	\$0.00
	8	CDBG GENERAL ADMINISTRATION	196	CDBG GENERAL ADMINISTRATION	Completed	CDBG	\$182,282.74	\$182,282.74	\$0.00
		Project Total					\$182,282.74	\$182,282.74	\$0.00
	9	HOME ADMINISTRATION	188	HOME ADMINISTRATION	Completed	HOME	\$46,417.20	\$46,417.20	\$0.00
		Project Total					\$46,417.20	\$46,417.20	\$0.00
	10	CHDO SETASIDE	198	WILL COUNTY HABITAT FOR HUMANITY	Completed	HOME	\$40,000.00	\$40,000.00	\$0.00
		199	CORNERSTONE GROUP HOME	Completed	HOME	\$80,000.00	\$80,000.00	\$0.00	
		200	CORNERSTONE GROUP HOME 1815 BIRMINGHAM P	Completed	HOME	\$80,000.00	\$80,000.00	\$0.00	
	Project Total					\$200,000.00	\$200,000.00	\$0.00	
12	HOUSING AUTHORITY NEW CONSTRUCTION	197	HOUSING AUTHORITY OF JOLIET NEW CONST.	Completed	HOME	\$620,000.00	\$620,000.00	\$0.00	
	Project Total					\$620,000.00	\$620,000.00	\$0.00	
	Program Total				CDBG	\$1,194,273.91	\$1,194,273.91	\$0.00	
					HOME	\$866,417.20	\$866,417.20	\$0.00	
	2006 Total					\$2,060,691.11	\$2,060,691.11	\$0.00	
2007	1	LOCAL HOMESTEAD PROGRAM	201	LOCAL HOMESTEAD PROGRAM	Completed	CDBG	\$251,359.00	\$251,359.00	\$0.00
		Project Total					\$251,359.00	\$251,359.00	\$0.00
	2	CODE ENFORCEMENT	202	CODE ENFORCEMENT OPERATIONAL COSTS	Completed	CDBG	\$303,225.00	\$303,225.00	\$0.00
		Project Total					\$303,225.00	\$303,225.00	\$0.00
	4	CLEARANCE DEMOLITION	203	CLEARANCE AND DEMOLITION	Completed	CDBG	\$27,224.46	\$27,224.46	\$0.00
		Project Total					\$27,224.46	\$27,224.46	\$0.00
	8	WEED CUTTING AND BOARD-UP	204	WEED CUTTING AND BOARD-UP	Completed	CDBG	\$62,297.62	\$62,297.62	\$0.00
		Project Total					\$62,297.62	\$62,297.62	\$0.00
10	GRAFFITI REMOVAL	205	GRAFFITI REMOVAL	Completed	CDBG	\$30,110.30	\$30,110.30	\$0.00	
	Project Total					\$30,110.30	\$30,110.30	\$0.00	
11	NEIGHBORHOOD NEWSLETTER	206	NEIGHBORHOOD NEWSLETTER	Completed	CDBG	\$30,484.91	\$30,484.91	\$0.00	
	Project Total					\$30,484.91	\$30,484.91	\$0.00	
12	GENERAL ADMINISTRATION	207	GENERAL ADMINISTRATION	Completed	CDBG	\$188,202.00	\$188,202.00	\$0.00	

U.S. Department of Housing and Urban Development
 Office of Community Planning and Development
 Integrated Disbursement and Information System
 List of Activities By Program Year And Project
 JOLIET,IL

Plan Year	IDIS Project	Project	IDIS Activity ID	Activity Name	Activity Status	Program	Funded Amount	Draw Amount	Balance
2007	12	Project Total					\$188,202.00	\$188,202.00	\$0.00
	13	CHDO SET ASIDE	208	CORNERSTONE SERVICES	Completed	HOME	\$80,000.00	\$80,000.00	\$0.00
		Project Total					\$80,000.00	\$80,000.00	\$0.00
	14	HOUSING AUTHORITY OF JOLIET	209	HOUSING AUTHORITY OF JOLIET	Canceled	HOME	\$0.00	\$0.00	\$0.00
		Project Total					\$0.00	\$0.00	\$0.00
	15	LOCAL HOMESTEAD PROGRAM/DISTRICT 4 AND 5 NEW CONSTRUCTION	210	DISTRICT 4 AND 5 NEW CONSTRUCTION	Completed	HOME	\$117,340.00	\$117,340.00	\$0.00
		Project Total					\$117,340.00	\$117,340.00	\$0.00
	16	HOME ADMINISTRATION	211	PLANNING AND ADMINISTRATION	Completed	HOME	\$46,312.00	\$46,312.00	\$0.00
		Project Total					\$46,312.00	\$46,312.00	\$0.00
		Program Total				CDBG	\$892,903.29	\$892,903.29	\$0.00
					HOME	\$243,652.00	\$243,652.00	\$0.00	
	2007 Total					\$1,136,555.29	\$1,136,555.29	\$0.00	
2008	1	LOCAL HOMESTEAD	213	LOCAL HOMESTEAD PROGRAM	Completed	CDBG	\$165,200.00	\$165,200.00	\$0.00
		Project Total					\$165,200.00	\$165,200.00	\$0.00
	2	CODE ENFORCEMENT	214	CODE ENFORCEMENT OPERATIONAL COSTS	Completed	CDBG	\$369,012.64	\$369,012.64	\$0.00
		Project Total					\$369,012.64	\$369,012.64	\$0.00
	3	CLEARANCE - DEMOLITION OF VACANT AND DETERIORATED STRUCTURES	215	DEMOLITION AND CLEARANCE	Completed	CDBG	\$53,110.96	\$53,110.96	\$0.00
		Project Total					\$53,110.96	\$53,110.96	\$0.00
	4	GRAFFITI REMOVAL	216	GRAFFITI REMOVAL	Completed	CDBG	\$63,771.90	\$63,771.90	\$0.00
		Project Total					\$63,771.90	\$63,771.90	\$0.00
	5	NEIGHBORHOOD NEWSLETTER	217	NEIGHBORHOOD NEWSLETTER	Completed	CDBG	\$23,882.85	\$23,882.85	\$0.00
		Project Total					\$23,882.85	\$23,882.85	\$0.00
	6	SINGLE FAMILY HOME MODIFICATION	218	SINGLE FAMILY HOME MODIFICATION	Canceled	CDBG	\$0.00	\$0.00	\$0.00
		Project Total					\$0.00	\$0.00	\$0.00
7	GENERAL ADMINISTRATION	219	GENERAL ADMINISTRATION	Completed	CDBG	\$168,130.13	\$168,130.13	\$0.00	
	Project Total					\$168,130.13	\$168,130.13	\$0.00	
8	CHDO SET ASIDE	220	Cornerstone Services, Inc.	Canceled	HOME	\$0.00	\$0.00	\$0.00	
		233	Cornerstone Services, Inc.	Completed	HOME	\$75,000.00	\$75,000.00	\$0.00	
	Project Total					\$75,000.00	\$75,000.00	\$0.00	
9	LOCAL HOMESTEAD PROGRAM	221	LOCAL HOMESTEAD	Completed	HOME	\$99,410.00	\$99,410.00	\$0.00	
	Project Total					\$99,410.00	\$99,410.00	\$0.00	
11	HOME ADMINISTRATION	223	HOME ADMINISTRATION	Completed	HOME	\$44,519.70	\$44,519.70	\$0.00	
	Project Total					\$44,519.70	\$44,519.70	\$0.00	
12	NIP CAPITAL IMPROVEMENT PROJECT	224	NIP CAPITAL IMPROVEMENT PROJECT	Canceled	CDBG	\$0.00	\$0.00	\$0.00	
	Project Total					\$0.00	\$0.00	\$0.00	

U.S. Department of Housing and Urban Development
 Office of Community Planning and Development
 Integrated Disbursement and Information System
 List of Activities By Program Year And Project
 JOLIET,IL

Plan Year	IDIS Project	Project	IDIS Activity ID	Activity Name	Activity Status	Program	Funded Amount	Draw Amount	Balance
2008	14	Housing Authority of Joliet Liberty Meadow Estates Phase Two	222	HOUSING AUTHORITY OF JOLIET	Canceled	HOME	\$0.00	\$0.00	\$0.00
		Project Total					\$0.00	\$0.00	\$0.00
		Program Total				CDBG	\$843,108.48	\$843,108.48	\$0.00
						HOME	\$218,929.70	\$218,929.70	\$0.00
		2008 Total					\$1,062,038.18	\$1,062,038.18	\$0.00
2009	1	LOCAL HOMESTEAD PROGRAM	225	LOCAL HOMESTEAD PROGRAM	Completed	CDBG	\$49,584.83	\$49,584.83	\$0.00
		Project Total					\$49,584.83	\$49,584.83	\$0.00
	2	CODE ENFORCEMENT - INSPECTION OF HOUSING UNITS & ENVIRONMENT	226	CODE ENFORCEMENT	Completed	CDBG	\$395,537.45	\$395,537.45	\$0.00
		Project Total					\$395,537.45	\$395,537.45	\$0.00
	3	CLEARANCE - DEMOLITION OF VACANT & DETERIORATED STRUCTURES	227	CLEARANCE - DEMOLITION	Completed	CDBG	\$29,194.18	\$29,194.18	\$0.00
		Project Total					\$29,194.18	\$29,194.18	\$0.00
	4	GRAFFITI REMOVAL	228	GRAFFITI REMOVAL	Completed	CDBG	\$24,561.85	\$24,561.85	\$0.00
		Project Total					\$24,561.85	\$24,561.85	\$0.00
	5	NEIGHBORHOOD NEWSLETTER	229	NEIGHBORHOOD NEWSLETTER	Completed	CDBG	\$14,780.94	\$14,780.94	\$0.00
		Project Total					\$14,780.94	\$14,780.94	\$0.00
	6	GENERAL ADMINISTRATION	230	GENERAL ADMINISTRATION	Completed	CDBG	\$126,149.50	\$126,149.50	\$0.00
		Project Total					\$126,149.50	\$126,149.50	\$0.00
	7	CHDO SET-ASIDE	231	Will County Habitat for Humanity - Summit St.	Canceled	HOME	\$0.00	\$0.00	\$0.00
			287	Will County Habitat for Humanity	Open	HOME	\$138,000.00	\$0.00	\$138,000.00
		Project Total					\$138,000.00	\$0.00	\$138,000.00
	8	HOUSING AUTHORITY OF JOLIET	234	Liberty Meadows Estates Phase Two	Canceled	HOME	\$0.00	\$0.00	\$0.00
		Project Total					\$0.00	\$0.00	\$0.00
	9	HOME ADMINISTRATION	232	HOME ADMIN	Completed	HOME	\$49,645.20	\$49,645.20	\$0.00
		Project Total					\$49,645.20	\$49,645.20	\$0.00
		Program Total				CDBG	\$639,808.75	\$639,808.75	\$0.00
						HOME	\$187,645.20	\$49,645.20	\$138,000.00
		2009 Total					\$827,453.95	\$689,453.95	\$138,000.00
2010	1	Local Homestead	235	Local Homestead Program	Completed	CDBG	\$25,494.03	\$25,494.03	\$0.00
			243	Local Homestead Program	Canceled	CDBG	\$0.00	\$0.00	\$0.00
		Project Total					\$25,494.03	\$25,494.03	\$0.00
	2	Code Enforcement	236	Code Enforcement	Completed	CDBG	\$348,465.00	\$348,465.00	\$0.00
			244	Code Enforcement	Canceled	CDBG	\$0.00	\$0.00	\$0.00
		Project Total					\$348,465.00	\$348,465.00	\$0.00
	3	Demolition/Clearance	237	Demolition	Completed	CDBG	\$58,255.84	\$58,255.84	\$0.00
			273	Demolition - 126 Willow Avenue	Canceled	CDBG	\$0.00	\$0.00	\$0.00

U.S. Department of Housing and Urban Development
 Office of Community Planning and Development
 Integrated Disbursement and Information System
 List of Activities By Program Year And Project
 JOLIET,IL

Plan Year	IDIS Project	Project	IDIS Activity ID	Activity Name	Activity Status	Program	Funded Amount	Draw Amount	Balance
2010	3	Project Total					\$58,255.84	\$58,255.84	\$0.00
	4	Graffiti Removal	238	Graffiti Removal	Completed	CDBG	\$28,161.54	\$28,161.54	\$0.00
		Project Total					\$28,161.54	\$28,161.54	\$0.00
	5	Neighborhood Newsletter	239	Neighborhood Newsletter	Completed	CDBG	\$18,463.72	\$18,463.72	\$0.00
		Project Total					\$18,463.72	\$18,463.72	\$0.00
	6	General Administration	240	General Administration	Completed	CDBG	\$142,210.10	\$142,210.10	\$0.00
		Project Total					\$142,210.10	\$142,210.10	\$0.00
	9	Infrastructure Improvements	245	Clement Street (Douglas - Ruby Streets)	Canceled	CDBG	\$0.00	\$0.00	\$0.00
			250	Clement Street (Douglas - Ruby Streets)	Completed	CDBG	\$96,873.91	\$96,873.91	\$0.00
		Project Total					\$96,873.91	\$96,873.91	\$0.00
	10	CHDO Set-Aside	246	CHDO Project	Canceled	HOME	\$0.00	\$0.00	\$0.00
			277	7219 Lexington Court - Cornerstone Services	Open	HOME	\$80,000.00	\$0.00	\$80,000.00
		Project Total					\$80,000.00	\$0.00	\$80,000.00
	11	Downpayment Assistance	260	LH-IHDA Down Payment Assistance - Lara	Completed	HOME	\$10,000.00	\$10,000.00	\$0.00
			261	LH-IHDA Down Payment Assistance - Dankowski	Completed	HOME	\$10,000.00	\$10,000.00	\$0.00
			262	LH-IHDA Down Payment Assistance - Sanchez	Completed	HOME	\$10,000.00	\$10,000.00	\$0.00
			264	LH-IHDA Down Payment Assistance - Sharwanko	Completed	HOME	\$10,000.00	\$10,000.00	\$0.00
			265	LH-IHDA Down Payment Assistance - Dawson	Completed	HOME	\$10,000.00	\$10,000.00	\$0.00
			267	LH-IHDA Down Payment Assistance - Munoz	Completed	HOME	\$10,000.00	\$10,000.00	\$0.00
			275	LH-IHDA Down Payment Assistance - Gonzalez	Completed	HOME	\$10,000.00	\$10,000.00	\$0.00
			276	LH-IHDA Down Payment Assistance - Burgess	Completed	HOME	\$10,000.00	\$10,000.00	\$0.00
		Project Total					\$80,000.00	\$80,000.00	\$0.00
	12	Housing Authority of Joliet	248	Housing Authority of Joliet	Completed	HOME	\$430,000.00	\$430,000.00	\$0.00
		Project Total					\$430,000.00	\$430,000.00	\$0.00
	13	HOME Administration	247	Home Administration	Completed	HOME	\$49,682.10	\$49,682.10	\$0.00
		Project Total					\$49,682.10	\$49,682.10	\$0.00
	14	Rental Housing	249	Rental Housing	Canceled	HOME	\$0.00	\$0.00	\$0.00
		Project Total					\$0.00	\$0.00	\$0.00
		Program Total				CDBG	\$717,924.14	\$717,924.14	\$0.00
						HOME	\$639,682.10	\$559,682.10	\$80,000.00
		2010 Total					\$1,357,606.24	\$1,277,606.24	\$80,000.00
2011	1	Local Homestead Program	252	Local Homestead Program	Completed	CDBG	\$12,618.44	\$12,618.44	\$0.00
		Project Total					\$12,618.44	\$12,618.44	\$0.00
	2	Code Enforcement - Inspection of Housing Units & Environment	253	Code Enforcement	Completed	CDBG	\$339,589.43	\$339,589.43	\$0.00
		Project Total					\$339,589.43	\$339,589.43	\$0.00
	3	Demolition of Vacant & Deteriorated Structures	254	Clearance and Demolition	Completed	CDBG	\$18,088.97	\$18,088.97	\$0.00
			268	Demolition - 1116 Elgin Avenue	Completed	CDBG	\$15,339.00	\$15,339.00	\$0.00

U.S. Department of Housing and Urban Development
 Office of Community Planning and Development
 Integrated Disbursement and Information System
 List of Activities By Program Year And Project
 JOLIET,IL

Plan Year	IDIS Project	Project	IDIS Activity ID	Activity Name	Activity Status	Program	Funded Amount	Draw Amount	Balance	
2011	3	Demolition of Vacant & Deteriorated Structures	269	Demolition - 443 Meeker	Completed	CDBG	\$8,197.00	\$8,197.00	\$0.00	
			270	Demolition - 209 Sheridan Street	Completed	CDBG	\$9,123.00	\$9,123.00	\$0.00	
			271	Demolition - 7519 Rosewind Drive	Completed	CDBG	\$14,700.00	\$14,700.00	\$0.00	
			272	Demolition - 404 Third Avenue	Completed	CDBG	\$9,841.00	\$9,841.00	\$0.00	
			274	Demolition - 126 Willow Avenue	Completed	CDBG	\$8,780.00	\$8,780.00	\$0.00	
		Project Total					\$84,068.97	\$84,068.97	\$0.00	
	4	Public Service - Graffiti Removal	255	Graffiti Removal	Completed	CDBG	\$25,702.47	\$25,702.47	\$0.00	
							\$25,702.47	\$25,702.47	\$0.00	
	5	Public Service - Homeless Services	256	Daybreak Shelter	Canceled	CDBG	\$0.00	\$0.00	\$0.00	
							\$0.00	\$0.00	\$0.00	
	6	Public Service - Neighborhood Newsletter	257	Neighborhood Newsletter	Completed	CDBG	\$29,392.00	\$29,392.00	\$0.00	
							\$29,392.00	\$29,392.00	\$0.00	
	7	General Administration	258	General Administration	Completed	CDBG	\$129,789.04	\$129,789.04	\$0.00	
							\$129,789.04	\$129,789.04	\$0.00	
	8	Infrastructure Improvements	259	Summit Street Project	Completed	CDBG	\$123,353.87	\$123,353.87	\$0.00	
\$123,353.87							\$123,353.87	\$0.00		
	Program Total				CDBG	\$744,514.22	\$744,514.22	\$0.00		
	2011 Total					\$744,514.22	\$744,514.22	\$0.00		
2012	1	Local Homestead Program	279	Local Homestead	Completed	CDBG	\$4,110.05	\$4,110.05	\$0.00	
			284	LHIHDA Down Payment Assistance - Eilers	Completed	HOME	\$10,000.00	\$10,000.00	\$0.00	
			285	LHIHDA Down Payment Assistance - Caraker	Completed	HOME	\$10,000.00	\$10,000.00	\$0.00	
		Project Total					\$24,110.05	\$24,110.05	\$0.00	
	2	Demolition of Vacant & Deteriorated Structures	280	Clearance and Demolition	Completed	CDBG	\$7,324.73	\$7,324.73	\$0.00	
				288	Clearance and Demolition - 555 Dover Street	Completed	CDBG	\$8,900.00	\$8,900.00	\$0.00
				289	Clearance and Demolition - 454 Douglas garage	Completed	CDBG	\$3,975.00	\$3,975.00	\$0.00
		Project Total					\$20,199.73	\$20,199.73	\$0.00	
	3	Public Service - Graffiti Removal	281	Graffiti Removal	Completed	CDBG	\$3,966.18	\$3,966.18	\$0.00	
							\$3,966.18	\$3,966.18	\$0.00	
	5	General Administration	282	General Administration	Completed	CDBG	\$15,056.91	\$15,056.91	\$0.00	
							\$15,056.91	\$15,056.91	\$0.00	
	6	CHDO Set-Aside	283	1104 Diana Ct - Cornerstone Services	Open	HOME	\$82,734.09	\$0.00	\$82,734.09	
				286	1504 Parkside Dr - Cornerstone Services	Open	HOME	\$82,734.09	\$0.00	\$82,734.09
		Project Total					\$175,468.18	\$0.00	\$175,468.18	
	Program Total				CDBG	\$43,332.87	\$43,332.87	\$0.00		
					HOME	\$195,468.18	\$20,000.00	\$175,468.18		
	2012 Total					\$238,801.05	\$63,332.87	\$175,468.18		
2013	2	Demolition of Vacant & Deteriorated Structures	290	Demo - 410 Grover	Completed	CDBG	\$18,971.00	\$18,971.00	\$0.00	

IDIS - PR02

U.S. Department of Housing and Urban Development
 Office of Community Planning and Development
 Integrated Disbursement and Information System
 List of Activities By Program Year And Project
 JOLIET,IL

DATE: 03-29-14
 TIME: 12:00
 PAGE: 15

Plan Year	IDIS Project	Project	IDIS Activity ID	Activity Name	Activity Status	Program	Funded Amount	Draw Amount	Balance
2013	2	Project Total					\$18,971.00	\$18,971.00	\$0.00
		Program Total				CDBG	\$18,971.00	\$18,971.00	\$0.00
		2013 Total				CDBG	\$18,971.00	\$18,971.00	\$0.00
		Program Grand Total				CDBG	\$24,997,377.79	\$24,997,377.79	\$0.00
		Grand Total				HOME	\$8,169,085.00	\$7,775,616.82	\$393,468.18
							\$33,166,462.79	\$32,772,994.61	\$393,468.18

APPENDIX C: PR03 CDBG ACTIVITY SUMMARY REPORT

PGM Year: 2013
 Project: 0002 - Demolition of Vacant & Deteriorated Structures
 IDIS Activity: 290 - Demo - 410 Grover

Status: Completed 3/27/2014 12:00:00 AM
 Location: 410 Grover St Joliet, IL 60433-2212
 Objective: Create suitable living environments
 Outcome: Sustainability
 Matrix Code: Clearance and Demolition (04) National Objective: SBS

Initial Funding Date: 03/26/2014
 Description: The existing structure at 410 Grover Street was demolished in November 2013.

Financing
 Funded Amount: 18,971.00
 Drawn Thru Program Year: 18,971.00
 Drawn In Program Year: 18,971.00

Proposed Accomplishments
 Housing Units : 1

Annual Accomplishments

Years	Accomplishment Narrative	# Benefitting
2013	the deteriorated structure at 410 Grover Street was demolished in November 2013.	
	Total Funded Amount:	\$18,971.00
	Total Drawn Thru Program Year:	\$18,971.00
	Total Drawn In Program Year:	\$18,971.00

APPENDIX D: PRO6 SUMMARY OF CONSOLIDATE PLAN PROJECTS

PR06 - Summary of Consolidated Plan
Projects for Report Year

Plan IDIS Year Project	Project Title and Description	Program
2013 1	Local Homestead Program	CDBG
	The Local Homestead Program acquires vacant properties for new construction and existing properties for rehabilitation. Once completed, the properties are sold to low and moderate income households.	
2	Demolition of Vacant & Deteriorated Structures	CDBG
	This project consists of activities aimed at eliminating slum and blight. Funds are used to cover the operational costs for housing inspections and minor environmental problems, such as weeds, abandoned vehicles and debris.	
3	Public Service - Graffiti Removal	CDBG
	This project consists of the removal of unsightly graffiti from public and private basis in low and moderate income census tracts.	
4	Public Service - Neighborhood Newsletter	CDBG
	The City will contract with the University of Illinois Extension Services to produce a Neighborhood Newsletter that is published four times a year. The newsletter will be published in both English and Spanish and distributed to residents in low and moderate income census tracts.	
5	General Administration	CDBG
	This project provides general administration and oversight of all CDBG activities.	
6	CHDO Set-Aside	HOME
	Fifteen percent (15%) of the HOME allocation will be invested in housing developed, sponsored or owned by designated Community Housing Development Organizations (CHDOs).	
7	Code Enforcement - Inspection of Housing Units & Environment	CDBG
	This project consists of activities aimed at eliminating slum and blight. Funds are used to cover the operational costs for housing inspections and minor environmental problems, such as weeds, abandoned vehicles and debris.	
8	Public Service - Homeless Services	CDBG
	This project will provide Homeless Services to homeless individuals in the form of health and housing counseling. The City of Joliet will contract with Catholic Charities Daybreak Shelter.	
9	Infrastructure Improvements	CDBG
	This project consists of infrastructure improvements in low and moderate income census tracts. Improvements include upgrading streets and the installation of new storm sewers, curbs and gutters.	
10	Down Payment Assistance	CDBG
	This project provides down payment assistance to homebuyers purchasing new or existing single family homes.	
11	Rental	HOME
	This project consists of the construction/rehabilitation/purchase of rental units.	
12	HOME Administration	HOME
	This project consists of the general management and oversight of HOME activities.	

IDIS

U.S. DEPARTMENT OF HOUSING AND
URBAN DEVELOPMENT

DATE: 3/29/2014

OFFICE OF COMMUNITY PLANNING AND
DEVELOPMENT

TIME: 11:41:30 AM

PAGE: 2/2

PR06 - Summary of Consolidated Plan
Projects for Report Year

<u>Project Estimate</u>	<u>Committed Amount</u>	<u>Amount Drawn Thru Report Year</u>	<u>Amount Available to Draw</u>	<u>Amount Drawn in Report Year</u>
\$50,000.00	\$0.00	\$0.00	\$0.00	\$0.00
\$125,000.00	\$18,971.00	\$18,971.00	\$0.00	\$18,971.00
\$30,000.00	\$0.00	\$0.00	\$0.00	\$0.00
\$16,000.00	\$0.00	\$0.00	\$0.00	\$0.00
\$190,000.00	\$0.00	\$0.00	\$0.00	\$0.00
\$80,000.00	\$0.00	\$0.00	\$0.00	\$0.00
\$375,000.00	\$0.00	\$0.00	\$0.00	\$0.00
\$75,000.00	\$0.00	\$0.00	\$0.00	\$0.00
\$108,913.00	\$0.00	\$0.00	\$0.00	\$0.00
\$80,000.00	\$0.00	\$0.00	\$0.00	\$0.00
\$179,570.00	\$0.00	\$0.00	\$0.00	\$0.00
\$37,730.00	\$0.00	\$0.00	\$0.00	\$0.00

APPENDIX E: PR08 GRANTEE SUMMARY ACTIVITY REPORT

PR08 - Grantee Summary Activity Report

Grantee Activity Number	IDIS Act ID	Pgm Yr - Project	Activity Name	Act Stat	Matrix Code	Initial Funding Date	Funded Amount	Drawn Amount	Date of Last Draw
1	1994-5465519940001		HOME COMMITTED FUNDS ADJUSTMENT	Open	12	04/26/12	\$0.00	\$0.00	
2	1994-5465519940002		CDBG COMMITTED FUNDS ADJUSTMENT	Open		01/01/01	\$9,651,069.12	\$9,651,069.12	03/28/1997
184	2004-5465520040011		SENIOR SUITES OF JOLIET	Completed		02/02/06	\$1,000,000.00	\$1,000,000.00	12/18/2007
208	2007-5465520070013		CORNERSTONE SERVICES	Completed		09/21/07	\$80,000.00	\$80,000.00	01/08/2009
224	2008-5465520080012		NIP CAPITAL IMPROVEMENT PROJECT	Canceled	03K	03/13/09	\$0.00	\$0.00	
225	2009-5465520090001		LOCAL HOMESTEAD PROGRAM	Completed	14H	08/07/09	\$49,584.83	\$49,584.83	01/21/2010
251	2009-5465520090001		LOCAL HOMESTEAD PROGRAM	Canceled			\$0.00	\$0.00	
226	2009-5465520090002		CODE ENFORCEMENT	Completed	15	08/07/09	\$395,537.45	\$395,537.45	01/21/2010
227	2009-5465520090003		CLEARANCE - DEMOLITION	Completed	04	08/07/09	\$29,194.18	\$29,194.18	01/21/2010
228	2009-5465520090004		GRAFFITI REMOVAL	Completed	05	08/07/09	\$24,561.85	\$24,561.85	02/08/2011
229	2009-5465520090005		NEIGHBORHOOD NEWSLETTER	Completed	05	08/07/09	\$14,780.94	\$14,780.94	01/21/2010
230	2009-5465520090006		GENERAL ADMINISTRATION	Completed	21A	08/07/09	\$126,149.50	\$126,149.50	01/21/2010
231	2009-5465520090007		Will County Habitat for Humanity - Summit St.	Canceled		05/12/11	\$0.00	\$0.00	
287	2009-5465520090007		Will County Habitat for Humanity	Open		07/18/12	\$138,000.00	\$0.00	
234	2009-5465520090008		Liberty Meadows Estates Phase Two	Canceled		02/03/10	\$0.00	\$0.00	
232	2009-5465520090009		HOME ADMIN	Completed		09/30/09	\$49,645.20	\$49,645.20	02/10/2010
242	2009-900000000029451		Clement Street (Douglas - Ruby)	Completed	03K		\$0.00	\$0.00	
235	2010-900000000024186		Local Homestead Program	Completed	14H	03/04/10	\$25,494.03	\$25,494.03	01/22/2011
243	2010-900000000024186		Local Homestead Program	Canceled	13		\$0.00	\$0.00	
236	2010-900000000024188		Code Enforcement	Completed	15	03/04/10	\$348,465.00	\$348,465.00	01/22/2011
244	2010-900000000024188		Code Enforcement	Canceled	15		\$0.00	\$0.00	
237	2010-900000000024189		Demolition	Completed	04	03/04/10	\$58,255.84	\$58,255.84	01/22/2011
273	2010-900000000024189		Demolition - 126 Willow Avenue	Canceled	04		\$0.00	\$0.00	
238	2010-900000000024191		Graffiti Removal	Completed	05	03/04/10	\$28,161.54	\$28,161.54	01/25/2011
239	2010-900000000024192		Neighborhood Newsletter	Completed	05	03/04/10	\$18,463.72	\$18,463.72	10/28/2010
240	2010-900000000024194		General Administration	Completed	21A	03/04/10	\$142,210.10	\$142,210.10	01/22/2011
245	2010-900000000050880		Clement Street (Douglas - Ruby Streets)	Canceled	05	10/18/10	\$0.00	\$0.00	
250	2010-900000000050880		Clement Street (Douglas - Ruby Streets)	Completed	03K	10/27/10	\$96,873.91	\$96,873.91	05/06/2011
246	2010-900000000050881		CHDO Project	Canceled			\$0.00	\$0.00	
277	2010-900000000050881		7219 Lexington Court - Cornerstone Services	Open		04/26/12	\$80,000.00	\$0.00	
260	2010-900000000050887		LH- IHDA Down Payment Assistance - Lara	Completed		06/29/11	\$10,000.00	\$10,000.00	06/30/2011
261	2010-900000000050887		LH-IHDA Down Payment Assistance - Dankowski	Completed		06/29/11	\$10,000.00	\$10,000.00	06/30/2011
262	2010-900000000050887		LH-IHDA Down Payment Assistance - Sanchez	Completed		07/06/11	\$10,000.00	\$10,000.00	07/07/2011
264	2010-900000000050887		LH-IHDA Down Payment Assistance - Sharwarko	Completed		08/01/11	\$10,000.00	\$10,000.00	08/02/2011
265	2010-900000000050887		LH-IHDA Down Payment Assistance - Dawson	Completed		08/10/11	\$10,000.00	\$10,000.00	08/12/2011

PR08 - Grantee Summary Activity Report

Grantee Activity Number	IDIS Act ID	Pgm Yr - Project	Activity Name	Act Stat	Matrix Code	Initial Funding Date	Funded Amount	Drawn Amount	Date of Last Draw
266	2010-900000000050887		LH/IHDA DP Assistance - Munoz	Canceled			\$0.00	\$0.00	
267	2010-900000000050887		LH-IHDA Down Payment Assistance - Munoz	Completed		09/02/11	\$10,000.00	\$10,000.00	09/08/2011
275	2010-900000000050887		LH-IHDA Down Payment Assistance - Gonzalez	Completed		01/26/12	\$10,000.00	\$10,000.00	01/27/2012
276	2010-900000000050887		LH-IHDA Down Payment Assistance - Burgess	Completed		01/26/12	\$10,000.00	\$10,000.00	05/25/2012
248	2010-900000000050889		Housing Authority of Joliet	Completed		03/30/11	\$430,000.00	\$430,000.00	03/14/2013
247	2010-900000000050891		Home Administration	Completed		10/18/10	\$49,682.10	\$49,682.10	10/19/2010
249	2010-900000000050893		Rental Housing	Canceled			\$0.00	\$0.00	
268	2011-9000000000065312		Demolition - 1116 Elgin Avenue	Completed	04	01/24/12	\$15,339.00	\$15,339.00	03/24/2012
269	2011-9000000000065312		Demolition - 443 Meeker	Completed	04	01/24/12	\$8,197.00	\$8,197.00	12/21/2011
270	2011-9000000000065312		Demolition - 209 Sheridan Street	Completed	04	01/24/12	\$9,123.00	\$9,123.00	12/21/2011
271	2011-9000000000065312		Demolition - 7519 Rosewind Drive	Completed	04	01/24/12	\$14,700.00	\$14,700.00	03/24/2012
272	2011-9000000000065312		Demolition - 404 Third Avenue	Completed	04	01/24/12	\$9,841.00	\$9,841.00	03/24/2012
274	2011-9000000000065312		Demolition - 126 Willow Avenue	Completed	04	01/24/12	\$8,780.00	\$8,780.00	12/21/2011
279	2012-9000000000094219		Local Homestead	Completed	14H	01/30/12	\$4,110.05	\$4,110.05	02/08/2013
284	2012-9000000000094219		LH/IHDA Down Payment Assistance - Eilers	Completed		04/26/12	\$10,000.00	\$10,000.00	08/17/2012
285	2012-9000000000094219		LH/IHDA Down Payment Assistance - Caraker	Completed		07/18/12	\$10,000.00	\$10,000.00	09/26/2012
289	2012-9000000000094220		Clearance and Demolition - 454 Douglas garage	Completed	04	12/20/12	\$3,975.00	\$3,975.00	02/07/2013
283	2012-9000000000095179		1104 Diana Ct - Cornerstone Services	Open		02/09/12	\$92,734.09	\$0.00	
286	2012-9000000000095179		1504 Parkside Dr - Cornerstone Services	Open		05/22/12	\$82,734.09	\$0.00	
290	2013-9000000000160213		Demo - 410 Grover	Completed	04	03/26/14	\$18,971.00	\$18,971.00	03/26/2014
3	1994-5465519940003		ESG COMMITTED FUNDS ADJUSTMENT	Open			\$0.00	\$0.00	
4	1994-5465519940004		HOPWA COMMITTED FUNDS ADJUSTMENT	Open			\$0.00	\$0.00	
34	1997-5465519970001		HOUSING PRESERVATION LOAN PROGRAM	Completed	14A	01/01/97	\$154,668.72	\$154,668.72	08/13/1998
36	1997-5465519970003		LOCAL HOMESTEAD PROGRAM	Completed	14A	01/01/97	\$273,008.86	\$273,008.86	11/03/1998
33	1997-5465519970013		TRINITY SERVICES	Completed		04/18/97	\$50,000.00	\$50,000.00	03/11/1999
50	1997-5465519970016		CORNERSTONE SERVICES CHDO GROUP HOME	Canceled	12		\$0.00	\$0.00	
51	1997-5465519970018		CORNERSTONE SERVICES CHDO GROUP HOME	Completed		04/18/99	\$60,450.00	\$60,450.00	05/01/1999
46	1998-5465519980001		HOUSING PRESERVATION LOAN PROGRAM	Completed	14A	01/01/98	\$50,000.00	\$50,000.00	11/03/1998
48	1998-5465519980002		EMERGENCY REPAIR PROGRAM	Completed	14A	01/09/02	\$2,035.95	\$2,035.95	07/15/2006
45	1998-5465519980004		ACQUISTION FOR HOMESTEAD	Canceled	14G	01/01/98	\$0.00	\$0.00	
47	1998-5465519980006		1998 CAPITAL IMPROVEMENTS PROJECT	Completed	03	01/01/98	\$307,323.92	\$307,323.92	11/18/1998
52	1998-5465519980012		CORNERSTONE SERVICES INC. 1998	Canceled			\$0.00	\$0.00	
84	1998-5465519980012		CORNERSTONE SERVICES ACQUISITION	Completed		01/31/00	\$64,500.00	\$64,500.00	02/16/2000
68	1998-5465519980013		DISTRICT 4 & 5 SCATTERED SITE	Completed		01/01/98	\$24,819.25	\$24,819.25	02/09/2001
69	1998-5465519980013		DISTRICT 4 & 5 SCATTERED SITES 1220	Completed		01/01/98	\$22,991.00	\$22,991.00	02/09/2001

IDIS

U.S. DEPARTMENT OF HOUSING AND URBAN
DEVELOPMENT

DATE: 3/29/2014

OFFICE OF COMMUNITY PLANNING AND DEVELOPMENT

TIME: 11:43:52 AM

PAGE: 3/9

PR08 - Grantee Summary Activity Report

Grantee Activity Number	IDIS Act ID	Pgm Yr - Project	Activity Name	Act Stat	Matrix Code	Initial Funding Date	Funded Amount	Drawn Amount	Date of Last Draw
70	1998-5465519980013		DISTRICT 4 & 5 SCATTERED SITES	Completed		01/01/98	\$29,095.00	\$29,095.00	02/09/2001
71	1998-5465519980013		DISTRICT 4 & 5 SCATTERED SITE	Completed		01/01/98	\$22,266.00	\$22,266.00	02/09/2001
72	1998-5465519980013		DISRTICT 4 & 5 SCATTERED SITES 1211 A	Completed		01/01/98	\$24,493.00	\$24,493.00	02/09/2001
73	1998-5465519980013		DISTRICT 4 & 5 SCATTERED SITES 1401 A	Completed		01/01/98	\$28,006.00	\$28,006.00	02/09/2001
74	1998-5465519980013		DISTRICT 4 & 5 SCATTERED SITE 1411 A	Completed		01/01/98	\$25,748.00	\$25,748.00	02/09/2001
75	1998-5465519980013		DISTRICT 4 & 5 SCATTERED SITES	Completed		01/01/98	\$24,562.99	\$24,562.99	02/09/2001
76	1998-5465519980013		DISTRICT 4 & 5 SCATTERED SITES	Completed		01/01/98	\$29,111.10	\$29,111.10	02/09/2001
77	1998-5465519980013		DISTRICT 4 & 5 SCATTERED SITES	Completed		01/01/98	\$26,218.60	\$26,218.60	02/09/2001
78	1998-5465519980013		DISTRICT 4&5 SCATTERED SITES	Completed		01/01/98	\$26,725.60	\$26,725.60	02/09/2001
79	1998-5465519980013		DISTRICT 4 & 5 SCATTERED SITES	Completed		01/01/98	\$25,767.24	\$25,767.24	02/09/2001
80	1998-5465519980013		DISTRICT 4 & 5 SCATTERED SITES	Completed		01/01/98	\$26,119.10	\$26,119.10	02/09/2001
81	1998-5465519980013		DISTRICT 4 & 5 SCATTERED SITES	Completed		01/01/98	\$26,511.10	\$26,511.10	02/09/2001
82	1998-5465519980013		DISTRICT 4 & 5 SCATTERED SITES	Completed		01/01/98	\$26,101.10	\$26,101.10	02/09/2001
83	1998-5465519980013		DISTRICT 4&5 SCATTERED SITES 360S	Completed		01/01/98	\$25,796.32	\$25,796.32	02/09/2001
112	1998-5465519980013		DISTRICT 4 & 5 NEW CONSTRUCTION	Completed		09/13/01	\$12,341.00	\$12,341.00	09/14/2001
113	1998-5465519980013		DISTRICT 4& 5 NEW CONSTRUCTION	Completed		12/13/01	\$11,258.00	\$11,258.00	12/14/2001
114	1998-5465519980013		DIST 4 & 5 NEW CONSTRUCTION	Completed		12/19/01	\$12,000.00	\$12,000.00	12/20/2001
115	1998-5465519980013		NEW CONSTRUCTION 413 RICHARDS ST	Completed		01/23/02	\$12,101.00	\$12,101.00	01/24/2002
124	1998-5465519980013		315 SHERMAN NEW CONSTRUCTION	Completed		07/08/02	\$14,500.00	\$14,500.00	07/11/2002
85	1998-5465519980014		LOUIS JOLIET HOTEL REDEVELOPMENT	Completed		03/09/00	\$1,000,000.00	\$1,000,000.00	10/01/2002
49	1998-5465519980016		GENERAL PROGRAM ADMINISTRATION	Completed	21A	01/01/98	\$253,444.00	\$253,444.00	11/03/1998
53	1999-5465519990012		SPANISH CENTER NEW CONSTRUCTION	Canceled			\$0.00	\$0.00	
54	1999-5465519990012		HABITAT FOR HUMANIT NEW CONSTRUCTION	Completed		12/02/99	\$20,000.00	\$20,000.00	03/09/2001
119	1999-5465519990012		CCFYF NEW CONSTRUCTION	Completed		06/13/02	\$20,000.00	\$20,000.00	06/17/2003
120	1999-5465519990012		CCFYF NEW CONSTRUCTION	Completed		06/13/02	\$20,000.00	\$20,000.00	06/05/2003
121	1999-5465519990012		CORNERSTONE REHAB 1701 MASON	Completed		06/14/02	\$15,000.00	\$15,000.00	08/24/2002
122	1999-5465519990012		CORNERSTONE REHAB #2 220 MADISON	Completed		06/14/02	\$5,000.00	\$5,000.00	08/24/2002
123	1999-5465519990012		CORNERSTONE REHAB #3 3515 THEODORE	Completed		06/14/02	\$10,000.00	\$10,000.00	08/24/2002
62	1999-5465519990015		HOME ADMIN SETASIDE	Completed		10/03/02	\$51,700.00	\$51,700.00	12/20/2002
67	1999-5465519990015		HOME ADMIN	Canceled	21H		\$0.00	\$0.00	
138	1999-5465519990015		HOME ADMIN	Completed		10/03/02	\$46,300.00	\$46,300.00	12/20/2002
86	2000-5465520000001		HOUSING PRESERVATION LOAN PROGRAM	Completed	14A	08/15/00	\$30,000.00	\$30,000.00	03/17/2001
87	2000-5465520000002		EMERGENCY REPAIR PROGRAM	Completed	14A	08/15/00	\$75,000.00	\$75,000.00	10/27/2000
88	2000-5465520000003		LOCAL HOMESTEAD	Completed	13	08/15/00	\$200,000.00	\$200,000.00	08/17/2000
89	2000-5465520000004		ACQUISITION FOR REHABILITATION	Completed	14G	08/15/00	\$15,000.00	\$15,000.00	08/17/2000

IDIS

U.S. DEPARTMENT OF HOUSING AND URBAN
DEVELOPMENT

DATE: 3/29/2014

OFFICE OF COMMUNITY PLANNING AND DEVELOPMENT

TIME: 11:43:52 AM

PAGE: 4/9

PR08 - Grantee Summary Activity Report

Grantee Activity Number	IDIS Act ID	Pgm Yr - Project	Activity Name	Act Stat	Matrix Code	Initial Funding Date	Funded Amount	Drawn Amount	Date of Last Draw
90	2000-5465520000006		WASHINGTON ST ROADWAY RECONSTRUCTION	Completed	03	08/15/00	\$316,650.00	\$316,650.00	11/16/2001
91	2000-5465520000007		CODE ENFORCEMENT-INSPECTIONS	Completed	15	08/15/00	\$149,611.00	\$149,611.00	03/16/2001
92	2000-5465520000008		CODE ENFORCEMENT-DEMOLITION	Completed	15	08/15/00	\$100,000.00	\$100,000.00	05/22/2001
93	2000-5465520000009		CODE ENFORCEMENT-WEEDCUTTING/BOARDUP	Completed	15	08/15/00	\$109,202.00	\$109,202.00	10/27/2000
94	2000-5465520000010		PUBLIC SERVICE-GRAFFITI REMOVAL	Completed	05	08/15/00	\$19,462.00	\$19,462.00	08/17/2000
97	2000-5465520000012		HABITAT FOR HUMANITY NEW CONSTRUCTION	Completed		03/08/01	\$20,000.00	\$20,000.00	08/14/2001
109	2000-5465520000012		CCYFF NEW CONSTRUCTION	Completed		07/23/01	\$20,000.00	\$20,000.00	01/01/2002
110	2000-5465520000012		CCFYF NEW CONSTRUCTION	Completed		07/23/01	\$20,000.00	\$20,000.00	01/01/2002
137	2000-5465520000015		HOME ADMIN	Completed		10/03/02	\$46,500.00	\$46,500.00	12/20/2002
96	2000-5465520000016		GENERAL ADMINISTRATION	Completed	21A	08/15/00	\$105,952.00	\$105,952.00	10/27/2000
98	2001-5465520010001		EMERGENCY REPAIR PROGRAM	Completed	14A	05/23/01	\$108,197.00	\$108,197.00	07/31/2002
99	2001-5465520010002		LOCAL HOMESTEAD PROGRAM	Completed	13	05/23/01	\$257,595.00	\$257,595.00	09/20/2001
100	2001-5465520010003		ACQUISITION OF HOUSES FOR HOMESTEAD PROG	Completed	14G	05/23/01	\$23,507.00	\$23,507.00	05/25/2001
101	2001-5465520010004		COLUMBIA,HENDERSON ROADWAY RECONSTRUSTIO	Completed	03	05/23/01	\$304,288.00	\$304,288.00	07/31/2002
102	2001-5465520010005		CODE ENFORCEMENT/INSPECTIONS	Completed	15	05/23/01	\$162,089.00	\$162,089.00	10/13/2001
103	2001-5465520010006		CODE ENFORCEMENT-DEMOLITION	Completed	04	05/23/01	\$104,668.00	\$104,668.00	07/31/2002
104	2001-5465520010007		CODE ENFORCEMENT-WEEDCUTTING & BOARDUPS	Completed	15	05/23/01	\$108,789.00	\$108,789.00	07/31/2002
105	2001-5465520010008		PUBLIC SERVICE-GRAFFITI	Completed	05	05/23/01	\$13,715.00	\$13,715.00	05/25/2001
106	2001-5465520010009		NEIGHBORHOOD NEWSLETTER	Completed	05	05/23/01	\$23,802.00	\$23,802.00	07/13/2001
108	2001-5465520010010		CORNERSTONE REHAB PROJECT	Completed		07/23/01	\$30,000.00	\$30,000.00	09/25/2001
111	2001-5465520010010		HABITAT FOR HUMANITY REHAB	Completed		07/23/01	\$20,000.00	\$20,000.00	11/09/2001
116	2001-5465520010010		FOREST PARK NEW CONSTRUCTION	Completed		05/08/02	\$20,000.00	\$20,000.00	05/09/2002
117	2001-5465520010010		FOREST PARK NEW CONSTRUCTION	Completed		05/08/02	\$20,000.00	\$20,000.00	05/09/2002
118	2001-5465520010010		FOREST PARK NEW CONSTRUCTION	Completed		05/08/02	\$20,000.00	\$20,000.00	05/09/2002
107	2001-5465520010012		GENERAL ADMINISTRATION	Completed	21A	05/23/01	\$81,350.00	\$81,350.00	05/25/2001
133	2002-5465520020002		EMERGENCY REPAIR PROGRAM	Completed	14A	07/18/02	\$75,000.00	\$75,000.00	10/23/2002
134	2002-5465520020003		LOCAL HOMESTAED PROGRAM	Completed	13	07/18/02	\$250,000.00	\$250,000.00	07/31/2002
125	2002-5465520020006		ELWOOD/VALLEY/WENBURG/YOUNGS ROAD PROJ	Completed	03	07/17/02	\$300,000.00	\$300,000.00	08/20/2003
126	2002-5465520020007		CODE ENFORCEMENT INSPECTIONS	Completed	15	07/17/02	\$175,000.00	\$175,000.00	09/27/2002
127	2002-5465520020008		CODE ENFORCEMENT/CLEARANCE	Completed	04	07/18/02	\$90,000.00	\$90,000.00	05/13/2003
128	2002-5465520020009		CODE ENFORCEMENT/WEEDCUTTIB, BOARD-UP	Completed	15	07/17/02	\$90,000.00	\$90,000.00	08/20/2003
129	2002-5465520020010		GRAFFIT REMOVAL PROGRAM	Completed	05	07/17/02	\$20,000.00	\$20,000.00	07/31/2002
130	2002-5465520020011		PUBLIC SERVICE/NEIGHBORHOOD NEWSLETTER	Completed	05	07/17/02	\$35,000.00	\$35,000.00	05/13/2003
135	2002-5465520020017		LOUIE JOLIET APARTMENTS	Completed		09/30/02	\$42,000.00	\$42,000.00	10/01/2002
136	2002-5465520020018		HOME ADMIN	Completed		10/03/02	\$51,700.00	\$51,700.00	12/20/2002

PR08 - Grantee Summary Activity Report

Grantee Activity Number	IDIS Act ID	Pgm Yr - Project	Activity Name	Act Stat	Matrix Code	Initial Funding Date	Funded Amount	Drawn Amount	Date of Last Draw
131	2002-5465520020019		2002 LOUIE JOLIET HOTEL	Canceled			\$0.00	\$0.00	
139	2002-5465520020019		105 RICHARDS ST NEW CONSTRUCTION	Completed		12/16/02	\$20,000.00	\$20,000.00	01/16/2004
140	2002-5465520020019		109 RICHARDS ST NEW CONSTRUCTION	Completed		12/16/02	\$32,422.00	\$32,422.00	01/16/2004
141	2002-5465520020019		111 RICHARDS NEW CONSTRUCTION PROJECT	Completed		12/16/02	\$32,424.00	\$32,424.00	01/21/2004
142	2002-5465520020019		223 RICHARDS NEW CONSTRUCTION PROJECT	Completed		12/16/02	\$29,860.00	\$29,860.00	01/16/2004
143	2002-5465520020019		14 RICHARDS NEW CONSTRUCTION PROJECT	Completed		12/16/02	\$23,842.00	\$23,842.00	07/31/2003
144	2002-5465520020019		18 RICHARDS NEW CONSTRUCTION PROJECT	Completed		12/16/02	\$22,562.00	\$22,562.00	07/31/2003
145	2002-5465520020019		115 RICHARDS NEW CONSTRUCTION PROJECT	Completed		12/16/02	\$20,000.00	\$20,000.00	12/16/2003
146	2002-5465520020019		117 RICHARDS NEW CONSTRUCTION PROJECT	Completed		12/16/02	\$20,000.00	\$20,000.00	07/31/2003
147	2002-5465520020019		108 RICHARDS NEW CONSTRUCTION PROJECT	Completed		12/16/02	\$20,000.00	\$20,000.00	09/18/2003
132	2002-5465520020021		GENERAL ADMINISTRATION	Completed	21A	07/17/02	\$132,000.00	\$132,000.00	09/27/2002
148	2003-5465520030001		EMERGERNY REPAIR PROGRAM	Completed	14A	10/20/03	\$38,040.45	\$38,040.45	03/18/2004
149	2003-5465520030002		LOCAL HOMESTEAD PROGRAM	Completed	13	10/20/03	\$200,138.00	\$200,138.00	12/16/2003
150	2003-5465520030004		ACQUISITION FOR REHAB	Completed	14G	10/20/03	\$20,089.00	\$20,089.00	12/16/2003
151	2003-5465520030004		INFRASTRUCTURE IMPROVEMENTS	Completed	03	10/20/03	\$300,000.00	\$300,000.00	02/05/2004
152	2003-5465520030005		CODE ENFORCEMENT-INSPECTIONS	Completed	15	10/20/03	\$200,182.00	\$200,182.00	12/16/2003
153	2003-5465520030008		CLEARANCE AND DEMOLITION	Completed	04	10/20/03	\$75,000.00	\$75,000.00	12/16/2003
154	2003-5465520030007		CODE ENFORCEMENT/WEEDCUTTING&BOARD-UP.	Completed	15	10/20/03	\$80,303.00	\$80,303.00	10/14/2004
155	2003-5465520030008		PUBLIC SERVICE/GRAFFITI REMOVAL	Completed	05	10/20/03	\$11,969.00	\$11,969.00	12/16/2003
156	2003-5465520030009		PUBLIC SERVICE/NEIGHBORHOOD NEWSLETTER	Completed	05	10/20/03	\$25,841.00	\$25,841.00	03/18/2004
158	2003-5465520030010		COMMUNITY INTEGRATED LIVING ARRANGEMENT	Completed		01/29/04	\$150,120.58	\$150,120.58	09/17/2004
173	2003-5465520030010		CORNERSTONE CONDO	Completed		02/22/05	\$97,500.00	\$97,500.00	02/24/2005
174	2003-5465520030010		CORNERSTONE LAND ACQUISITION	Completed		02/22/05	\$85,000.00	\$85,000.00	02/24/2005
159	2003-5465520030011		ST. FRANCIS SENIOR HOUSING	Canceled		01/29/04	\$0.00	\$0.00	
160	2003-5465520030012		HOME ADMIN 2003	Completed		01/30/04	\$51,519.80	\$51,519.80	02/24/2005
157	2003-5465520030014		GENERAL PROGRAM ADMINISTRATION	Completed	21A	10/20/03	\$127,478.00	\$127,478.00	12/16/2003
162	2004-5465520040001		EMERGENCY REPAIR PROGRAM	Completed	14A	07/28/04	\$9,487.95	\$9,487.95	10/05/2005
161	2004-5465520040002		LOCAL HOMESTEAD PROGRAM	Completed	13	07/28/04	\$177,983.00	\$177,983.00	07/30/2004
163	2004-5465520040003		ACQUISITION PROGRAM	Completed	01	07/28/04	\$20,000.00	\$20,000.00	07/30/2004
164	2004-5465520040004		HERKIMER/IRVING/BRUCE/DOUGLAS/PROJECT	Completed	03	07/28/04	\$298,866.98	\$298,866.98	10/05/2005
165	2004-5465520040005		CODE ENFORCEMENT INSPECTIONS/STAFFING	Completed	15	07/28/04	\$212,993.00	\$212,993.00	12/07/2004
166	2004-5465520040006		DEMOLITION AND CLEARANCE	Completed	04	07/28/04	\$70,000.00	\$70,000.00	07/30/2004
170	2004-5465520040007		CODE ENFORCEMENT/WEEDCUTTING /BOARD-UP	Completed	15	07/28/04	\$82,360.03	\$82,360.03	10/05/2005
167	2004-5465520040008		GRAFFITI REMOVAL	Completed	05	07/29/04	\$10,000.00	\$10,000.00	07/30/2004
168	2004-5465520040009		PUBLIC SERVICE/NEIGHBORHOOD NEWSLETTER	Completed	05	07/29/04	\$20,000.00	\$20,000.00	07/13/2005

IDIS

U.S. DEPARTMENT OF HOUSING AND URBAN
DEVELOPMENT

DATE: 3/29/2014

OFFICE OF COMMUNITY PLANNING AND DEVELOPMENT

TIME: 11:43:52 AM

PAGE: 6/9

PR08 - Grantee Summary Activity Report

Grantee Activity Number	IDIS Act ID	Pgm Yr - Project	Activity Name	Act Stat	Matrix Code	Initial Funding Date	Funded Amount	Drawn Amount	Date of Last Draw
	171	2004-5465520040010	HABITAT FOR HUMANITY NEW HOME	Completed		12/10/04	\$20,000.00	\$20,000.00	12/11/2004
	175	2004-5465520040010	CORNERSTONE CONDO	Completed		02/22/05	\$124,000.00	\$124,000.00	02/24/2005
	176	2004-5465520040010	CORNERSTONE GROUP HOME	Completed		08/01/05	\$90,000.00	\$90,000.00	08/03/2005
	172	2004-5465520040012	HOME ADMIN	Completed		02/15/05	\$51,422.70	\$51,422.70	02/24/2005
	189	2004-5465520040014	CDBG GENERAL ADMINISTRATION	Completed	21A	07/29/04	\$114,837.00	\$114,837.00	07/30/2004
	185	2005-5465520050008	HOME ADMIN	Completed		02/02/06	\$49,439.80	\$49,439.80	07/20/2006
	186	2005-5465520050009	711 ANN ST GROUP HOME	Completed		02/16/06	\$80,000.00	\$80,000.00	05/12/2006
	187	2005-5465520050010	1850 MAPPOLD WAY CORNERSTONE CONDO	Completed		02/24/06	\$139,000.00	\$139,000.00	02/25/2006
	189	2006-5465520060002	LOCAL HOMESTEAD PROGRAM	Canceled	13		\$0.00	\$0.00	
	191	2006-5465520060003	CLEARANCE AND DEMOLITION	Completed	04	07/26/06	\$175,000.00	\$175,000.00	12/07/2007
	192	2006-5465520060004	CODE ENFORCEMENT OPERATIONAL COSTS	Completed	15	07/26/06	\$284,000.00	\$284,000.00	10/24/2006
	193	2006-5465520060005	WEEDCUTTING/BOARDUP	Completed	15	07/26/06	\$91,991.17	\$91,991.17	04/28/2007
	194	2006-5465520060006	GRAFFITI REMOVAL	Completed	05	07/26/06	\$12,000.00	\$12,000.00	08/01/2006
	195	2006-5465520060007	NEIGHBORHOOD NEWSLETTER	Completed	05	07/26/06	\$29,000.00	\$29,000.00	04/28/2007
	196	2006-5465520060008	CDBG GENERAL ADMINISTRATION	Completed	21A	07/26/06	\$182,282.74	\$182,282.74	04/28/2007
	188	2006-5465520060009	HOME ADMINISTRATION	Completed		07/19/06	\$46,417.20	\$46,417.20	07/20/2006
	198	2006-5465520060010	WILL COUNTY HABITAT FOR HUMANITY	Completed		10/11/06	\$40,000.00	\$40,000.00	10/19/2006
	199	2006-5465520060010	CORNERSTONE GROUP HOME	Completed		03/13/07	\$80,000.00	\$80,000.00	03/15/2007
	200	2006-5465520060010	CORNERSTONE GROUP HOME 1815 BIRMINGHAM P	Completed		07/24/07	\$80,000.00	\$80,000.00	08/16/2007
	197	2006-5465520060012	HOUSING AUTHORITY OF JOLIET NEW CONST.	Completed		10/11/06	\$620,000.00	\$620,000.00	11/19/2008
	202	2007-5465520070002	CODE ENFORCEMENT OPERATIONAL COSTS	Completed	15	09/20/07	\$303,225.00	\$303,225.00	12/07/2007
	203	2007-5465520070004	CLEARANCE AND DEMOLITION	Completed	04	09/20/07	\$27,224.46	\$27,224.46	12/07/2007
	204	2007-5465520070008	WEED CUTTING AND BOARD-UP	Completed	15	09/20/07	\$62,297.62	\$62,297.62	03/25/2008
	205	2007-5465520070010	GRAFFITI REMOVAL	Completed	05	09/20/07	\$30,110.30	\$30,110.30	06/20/2008
	206	2007-5465520070011	NEIGHBORHOOD NEWSLETTER	Completed	05	09/20/07	\$30,484.91	\$30,484.91	09/25/2008
	207	2007-5465520070012	GENERAL ADMINISTRATION	Completed	21A	09/20/07	\$188,202.00	\$188,202.00	06/20/2008
	209	2007-5465520070014	HOUSING AUTHORITY OF JOLIET	Canceled		09/21/07	\$0.00	\$0.00	
	210	2007-5465520070015	DISTRICT 4 AND 5 NEW CONSTRUCTION	Completed		09/21/07	\$117,340.00	\$117,340.00	08/19/2008
	211	2007-5465520070016	PLANNING AND ADMINISTRATION	Completed		09/21/07	\$46,312.00	\$46,312.00	12/22/2007
0010	241	2009-900000000029451	Dewey Street (McDonough - Morgan) Project	Completed	03K		\$0.00	\$0.00	
	263	2011-900000000085317	Summit Street (Division - Bridge Sts.) Project	Completed	03K		\$0.00	\$0.00	
002	280	2012-900000000094220	Clearance and Demolition	Completed	04	01/30/12	\$7,324.73	\$7,324.73	08/17/2012
	288	2012-900000000094220	Clearance and Demolition - 555 Dover Street	Completed	04	12/20/12	\$8,900.00	\$8,900.00	02/08/2013
003	281	2012-900000000094221	Graffiti Removal	Completed	05	01/30/12	\$3,966.18	\$3,966.18	02/08/2013
005	282	2012-900000000094223	General Administration	Completed	21A	01/30/12	\$15,056.91	\$15,056.91	02/08/2013

PR08 - Grantee Summary Activity Report

Grantee Activity Number	IDIS Act ID	Pgm Yr - Project	Activity Name	Act Stat	Matrix Code	Initial Funding Date	Funded Amount	Drawn Amount	Date of Last Draw
05-01	177	2005-5465520050001	LOCAL HOMESTEAD PROGRAM	Completed	13	09/29/05	\$299,315.00	\$299,315.00	10/05/2005
05-02	178	2005-5465520050002	CODE ENFORCEMENT OPERATIONAL COSTS	Completed	15	09/29/05	\$283,271.00	\$283,271.00	07/15/2008
05-03	179	2005-5465520050003	DEMOLITION & CLEARANCE	Completed	04	09/29/05	\$95,913.00	\$95,913.00	07/15/2008
05-05	180	2005-5465520050004	WEEDCUTTING/BOARDUP	Completed	15	09/29/05	\$27,453.77	\$27,453.77	07/15/2008
	181	2005-5465520050005	GRAFFITI REMOVAL	Completed	05	09/29/05	\$10,600.00	\$10,600.00	10/05/2005
05-06	182	2005-5465520050006	NEIGHBORHOOD NEWSLETTER	Completed	05	09/29/05	\$25,368.00	\$25,368.00	07/15/2008
05-07	183	2005-5465520050007	CDBG GENERAL ADMINISTRATION	Completed	21A	09/29/05	\$189,216.00	\$189,216.00	07/15/2008
08-01	190	2006-5465520080002	LOCAL HOMESTEAD PROGRAM	Completed	13	07/26/06	\$420,000.00	\$420,000.00	08/01/2008
0800700001	6	1994-5465519940001	RICHARDS GROVE SUBDIVISION	Completed		07/21/94	\$673,496.34	\$673,496.34	04/28/2001
08007ADMIN	5	1994-5465519940001	ADMIN ACTIVITY	Canceled	12		\$0.00	\$0.00	
08-01	213	2008-5465520080001	LOCAL HOMESTEAD PROGRAM	Completed	13	05/20/08	\$165,200.00	\$165,200.00	06/20/2008
08-02	214	2008-5465520080002	CODE ENFORCEMENT OPERATIONAL COSTS	Completed	15	05/20/08	\$369,012.64	\$369,012.64	03/18/2009
08-03	215	2008-5465520080003	DEMOLITION AND CLEARANCE	Completed	04	05/20/08	\$53,110.96	\$53,110.96	03/18/2009
08-04	216	2008-5465520080004	GRAFFITI REMOVAL	Completed	05	05/20/08	\$63,771.90	\$63,771.90	09/25/2008
08-05	217	2008-5465520080005	NEIGHBORHOOD NEWSLETTER	Completed	05	05/20/08	\$23,882.85	\$23,882.85	03/18/2009
08-06	218	2008-5465520080006	SINGLE FAMILY HOME MODIFICATION	Canceled	14A	05/20/08	\$0.00	\$0.00	
08-07	219	2008-5465520080007	GENERAL ADMINISTRATION	Completed	21A	05/20/08	\$168,130.13	\$168,130.13	03/18/2009
08-08	220	2008-5465520080008	Cornerstone Services, Inc.	Canceled		07/01/08	\$0.00	\$0.00	
08-09	221	2008-5465520080009	LOCAL HOMESTEAD	Completed		07/01/08	\$99,410.00	\$99,410.00	09/19/2008
08-10	222	2008-900000000022818	HOUSING AUTHORITY OF JOLIET	Canceled		07/01/08	\$0.00	\$0.00	
08-11	223	2008-5465520080011	HOME ADMINISTRATION	Completed		07/01/08	\$44,519.70	\$44,519.70	07/02/2008
1.1	8	1994-5465519940002	Unknown	Completed	03K		\$0.00	\$0.00	
1.6	9	1994-5465519940002	Unknown	Canceled	03J		\$0.00	\$0.00	
1.7	10	1994-5465519940002	Unknown	Completed	03		\$0.00	\$0.00	
10.1	11	1994-5465519940002	Unknown	Canceled	21A		\$0.00	\$0.00	
11	212	2005-5465520050011	HABITAT FOR HUMANITY	Completed		11/14/07	\$20,000.00	\$20,000.00	03/25/2008
173480	201	2007-5465520070001	LOCAL HOMESTEAD PROGRAM	Completed	13	09/20/07	\$251,359.00	\$251,359.00	12/07/2007
199701	31	1994-5465519940001	CORNERSTONE,INC NEW CONSTRUCTION	Canceled			\$0.00	\$0.00	
199702	30	1994-5465519940001	TRINITY SERVICES REHABILITATION	Canceled			\$0.00	\$0.00	
2.1	12	1994-5465519940002	CODE ENFORCEMENT	Completed	15		\$0.00	\$0.00	
2.2	13	1994-5465519940002	Unknown	Completed	15		\$0.00	\$0.00	
2.3	14	1994-5465519940002	Unknown	Completed	15		\$0.00	\$0.00	
252	252	2011-900000000065310	Local Homestead Program	Completed	14H	05/05/11	\$12,618.44	\$12,618.44	01/14/2012
253	253	2011-900000000065311	Code Enforcement	Completed	15	05/05/11	\$339,589.43	\$339,589.43	01/14/2012
254	254	2011-900000000065312	Clearance and Demolition	Completed	04	05/05/11	\$18,088.97	\$18,088.97	01/14/2012

PR08 - Grantee Summary Activity Report

Grantee Activity Number	IDIS Act ID	Pgm Yr - Project	Activity Name	Act Stat	Matrix Code	Initial Funding Date	Funded Amount	Drawn Amount	Date of Last Draw
255	255	2011-900000000065313	Graffiti Removal	Completed	05	05/05/11	\$25,702.47	\$25,702.47	01/14/2012
256	256	2011-900000000065314	Daybreak Shelter	Canceled	03C		\$0.00	\$0.00	
257	257	2011-900000000065315	Neighborhood Newsletter	Completed	05	05/05/11	\$29,392.00	\$29,392.00	03/24/2012
258	258	2011-900000000065316	General Administration	Completed	21A	05/05/11	\$129,789.04	\$129,789.04	01/14/2012
	278	2011-900000000065316	General Administration	Canceled			\$0.00	\$0.00	
259	259	2011-900000000065317	Summit Street Project	Completed	03K	07/06/11	\$123,353.87	\$123,353.87	12/21/2011
3.2	15	1994-5465519940002	Unknown	Completed	04		\$0.00	\$0.00	
3.3	16	1994-5465519940002	Unknown	Completed	04		\$0.00	\$0.00	
3.4	17	1994-5465519940002	Unknown	Completed	04		\$0.00	\$0.00	
3.5	18	1994-5465519940002	Unknown	Completed	04		\$0.00	\$0.00	
3822300001	7	1994-5465519940001	VICTORY CENTER SENIOR RENTAL	Completed		08/30/96	\$785,000.00	\$785,000.00	12/23/1997
4.1	19	1994-5465519940002	Unknown	Completed	14A		\$0.00	\$0.00	
4.2	20	1994-5465519940002	Unknown	Completed	14A		\$0.00	\$0.00	
4.3	21	1994-5465519940002	Unknown	Completed	14A		\$0.00	\$0.00	
4.4	22	1994-5465519940002	Unknown	Completed	14G		\$0.00	\$0.00	
4.5	23	1994-5465519940002	Unknown	Canceled	14A		\$0.00	\$0.00	
4.6	24	1994-5465519940002	Unknown	Canceled	14H		\$0.00	\$0.00	
4.7	25	1994-5465519940002	Unknown	Canceled	14A		\$0.00	\$0.00	
8-8	233	2008-5465520080008	Cornerstone Services, Inc.	Completed		02/03/10	\$75,000.00	\$75,000.00	05/29/2010
8.1	26	1994-5465519940002	Unknown	Canceled	05		\$0.00	\$0.00	
8.2	27	1994-5465519940002	Unknown	Completed	05		\$0.00	\$0.00	
8.3	28	1994-5465519940002	Unknown	Completed	05		\$0.00	\$0.00	
8.4	29	1994-5465519940002	Unknown	Canceled	05		\$0.00	\$0.00	
BG9701	39	1997-5465519970007	INFRASTRUCTURE IMPROVEMENTS	Completed	03	01/01/97	\$375,000.00	\$375,000.00	11/22/1997
BG9703	40	1997-5465519970009	DEMOLITION AND CLEARANCE	Completed	15	01/01/97	\$193,326.82	\$193,326.82	11/03/1998
BG9708	35	1997-5465519970002	EMERGENCY REPAIR PROGRAM	Completed	14A	01/01/97	\$122,685.50	\$122,685.50	08/13/1998
BG9715	43	1997-5465519970012	PUBLIC SERVICE NEIGHBORHOOD NEWSLETTER	Completed	05	01/01/97	\$37,000.00	\$37,000.00	11/03/1998
BG9716	37	1997-5465519970004	ACQUISITION PROGRAM	Completed	14A	01/01/97	\$115,621.18	\$115,621.18	11/03/1998
BG9720	42	1997-5465519970011	PUBLIC SERVICE, GRAFFITI REMOVAL	Completed	15	01/01/97	\$14,490.00	\$14,490.00	08/13/1998
BG9722	38	1997-5465519970005	LOCAL YOUTH BUILD PROGRAM	Completed	14A	01/01/97	\$253,000.00	\$253,000.00	11/03/1998
BG9724	41	1997-5465519970010	WEEDCUTTING & BOARD-UP PROGRAM	Completed	15	01/01/97	\$170,951.90	\$170,951.90	11/18/1998
BG9730	32	1997-5465519970008	CODE ENFORCEMENT	Completed	15	01/01/97	\$250,409.98	\$250,409.98	11/18/1998
BG9834	64	1999-5465519990001	HOUSING PRESERATION LOAN PROGRAM	Completed	14A	01/01/99	\$73,634.00	\$73,634.00	08/17/2000
BG9841	59	1999-5465519990009	CODE ENFORCEMENT WEEDCUTTING/BOARD-UP	Completed	15	01/01/99	\$89,662.00	\$89,662.00	11/06/1999
BG9915	63	1999-5465519990016	GENERAL ADMINISTRATION	Completed	21A	01/01/99	\$200,000.00	\$200,000.00	11/06/1999

IDIS

U.S. DEPARTMENT OF HOUSING AND URBAN
DEVELOPMENT

DATE: 3/29/2014

OFFICE OF COMMUNITY PLANNING AND DEVELOPMENT

TIME: 11:43:52 AM

PAGE: 9/9

PR08 - Grantee Summary Activity Report

Grantee Activity Number	IDIS Act ID	Pgm Yr - Project	Activity Name	Act Stat	Matrix Code	Initial Funding Date	Funded Amount	Drawn Amount	Date of Last Draw
BG9935	55	1999-5485519990002	EMERGENCY REPAIR PROGRAM	Completed	14A	01/01/99	\$75,000.00	\$75,000.00	03/30/2000
BG9936	65	1999-5485519990003	LOCAL HOMESTEAD PROGRAM	Completed	14A	01/01/99	\$100,000.00	\$100,000.00	11/06/1999
BG9937	66	1999-5485519990004	ACQUISITION	Completed	14A	01/01/99	\$31,482.00	\$31,482.00	03/30/2000
BG9939	57	1999-5485519990006	NEIGHBORHOOD IMPROVEMENT PROGRAM	Completed	03J	01/01/99	\$300,000.00	\$300,000.00	11/17/1999
BG9940	58	1999-5485519990008	CODE ENFORCEMENT - DEMOLITION	Completed	04	01/01/99	\$90,000.00	\$90,000.00	08/17/2000
BG9942	60	1999-5485519990010	GRAFFITI REMOVAL	Completed	05	01/01/99	\$20,000.00	\$20,000.00	11/06/1999
BG9943	61	1999-5485519990011	NEIGHBORHOOD NEWSLETTER	Completed	05	01/01/99	\$18,301.00	\$18,301.00	11/06/1999
X	44	1997-5485519970006	CORNERSTONE GROUP HOME	Completed		01/01/97	\$50,000.00	\$50,000.00	03/03/1998
	95	2000-5485520000011	PUBLIC SERVICE NEIGHBORHOOD NEWSLETTER	Completed	05	08/15/00	\$27,123.00	\$27,123.00	08/17/2000
XG9932	56	1999-5485519990007	CODE ENFORCEMENT	Completed	15	01/01/99	\$150,921.00	\$150,921.00	11/06/1999
Total							\$33,166,462.79	\$32,772,994.61	

APPENDIX F: PR10 CDBG HOUSING ACTIVITIES

IDIS - PR10

U.S. Department of Housing and Urban Development
 Office of Community Planning and Development
 Integrated Disbursement and Information System
 CDBG Housing Activities
 JOLIET, IL

DATE: 03-29-14
 TIME: 11:46
 PAGE: 1

PGM YEAR	PROJ ID	IDIS ACT ID	ACTIVITY NAME	STATUS	MTX CD	NTL OBJ	Total		CDBG DRAWN AMOUNT	OCCUPIED TOTAL	UNITS L/M	% L/M	CUMULATIVE	
							EST. AMT	% CDBG					OCCUPIED OWNER	UNITS RENTER
2012	4219	279	Local Homestead	COM	14H	LMA	4,110.05	0.0	4,110.05	0	0	0.0	0	0
							0.00	0.0	0.00	0	0	0.0	0	0
							4,110.05	100.0	4,110.05	0	0	0.0	0	0
							4,110.05	100.0	4,110.05	0	0	0.0	0	0
2012			TOTALS: BUDGETED/UNDERWAY				0.00	0.0	0.00	0	0	0.0	0	0
			COMPLETED				4,110.05	100.0	4,110.05	0	0	0.0	0	0
							4,110.05	100.0	4,110.05	0	0	0.0	0	0
PGM YEAR	PROJ ID	IDIS ACT ID	ACTIVITY NAME	STATUS	MTX CD	NTL OBJ	Total EST. AMT	% CDBG	CDBG DRAWN AMOUNT	OCCUPIED TOTAL	UNITS L/M	% L/M	CUMULATIVE OCCUPIED OWNER	UNITS RENTER
2011	5310	252	Local Homestead Program	COM	14H	LMA	12,618.44	0.0	12,618.44	0	0	0.0	0	0
							0.00	0.0	0.00	0	0	0.0	0	0
							12,618.44	100.0	12,618.44	0	0	0.0	0	0
							12,618.44	100.0	12,618.44	0	0	0.0	0	0
2011			TOTALS: BUDGETED/UNDERWAY				0.00	0.0	0.00	0	0	0.0	0	0
			COMPLETED				12,618.44	100.0	12,618.44	0	0	0.0	0	0
							12,618.44	100.0	12,618.44	0	0	0.0	0	0
PGM YEAR	PROJ ID	IDIS ACT ID	ACTIVITY NAME	STATUS	MTX CD	NTL OBJ	Total EST. AMT	% CDBG	CDBG DRAWN AMOUNT	OCCUPIED TOTAL	UNITS L/M	% L/M	CUMULATIVE OCCUPIED OWNER	UNITS RENTER
2010	4186	235	Local Homestead Program	COM	14H	LMA	25,494.03	0.0	25,494.03	0	0	0.0	0	0
							0.00	0.0	0.00	0	0	0.0	0	0
							25,494.03	100.0	25,494.03	0	0	0.0	0	0
							25,494.03	100.0	25,494.03	0	0	0.0	0	0
2010			TOTALS: BUDGETED/UNDERWAY				0.00	0.0	0.00	0	0	0.0	0	0
			COMPLETED				25,494.03	100.0	25,494.03	0	0	0.0	0	0
							25,494.03	100.0	25,494.03	0	0	0.0	0	0

U.S. Department of Housing and Urban Development
 Office of Community Planning and Development
 Integrated Disbursement and Information System
 CDBG Housing Activities
 JOLIET, IL

PGM YEAR	PROJ ID	IDIS ACT ID	ACTIVITY NAME	STATUS	MTX NTL		Total		CDBG DRAWN AMOUNT	OCCUPIED TOTAL	UNITS L/M	% L/M	CUMULATIVE		
					CD	OBJ	EST. AMT	% CDBG					OWNER	RENTER	
2009	0001	225	LOCAL HOMESTEAD PROGRAM	COM	14H	LMA	49,584.83	0.0	49,584.83	0	0	0.0	0	0	
2009 TOTALS:							BUDGETED/UNDERWAY	0.00	0.0	0.00	0	0	0.0	0	0
							COMPLETED	49,584.83	100.0	49,584.83	0	0	0.0	0	0
								49,584.83	100.0	49,584.83	0	0	0.0	0	0

PGM YEAR	PROJ ID	IDIS ACT ID	ACTIVITY NAME	STATUS	MTX NTL		Total		CDBG DRAWN AMOUNT	OCCUPIED TOTAL	UNITS L/M	% L/M	CUMULATIVE		
					CD	OBJ	EST. AMT	% CDBG					OWNER	RENTER	
2004	0001	162	EMERGENCY REPAIR PROGRAM	COM	14A	LMH	9,487.95	100.0	9,487.95	5	5	100.0	0	5	
2004 TOTALS:							BUDGETED/UNDERWAY	0.00	0.0	0.00	0	0	0.0	0	0
							COMPLETED	9,487.95	100.0	9,487.95	5	5	100.0	0	5
								9,487.95	100.0	9,487.95	5	5	100.0	0	5

PGM YEAR	PROJ ID	IDIS ACT ID	ACTIVITY NAME	STATUS	MTX NTL		Total		CDBG DRAWN AMOUNT	OCCUPIED TOTAL	UNITS L/M	% L/M	CUMULATIVE		
					CD	OBJ	EST. AMT	% CDBG					OWNER	RENTER	
2003	0001	148	EMERGENCY REPAIR PROGRAM	COM	14A	LMH	38,040.45	100.0	38,040.45	9	9	100.0	0	9	
2003	0004	150	ACQUISITION FOR REHAB	COM	14G	LMH	20,089.00	0.0	20,089.00	0	0	0.0	0	0	
2003 TOTALS:							BUDGETED/UNDERWAY	0.00	0.0	0.00	0	0	0.0	0	0
							COMPLETED	58,129.45	100.0	58,129.45	9	9	100.0	0	9
								58,129.45	100.0	58,129.45	9	9	100.0	0	9

IDIS - PR10

U.S. Department of Housing and Urban Development
 Office of Community Planning and Development
 Integrated Disbursement and Information System
 CDBG Housing Activities
 JOLIET, IL

DATE: 03-29-14
 TIME: 11:46
 PAGE: 3

PGM YEAR	PROJ ID	IDIS ACT ID	ACTIVITY NAME	STATUS	MTX CD	NTL OBJ	Total		CDBG DRAWN AMOUNT	OCCUPIED TOTAL	UNITS L/M	% L/M	CUMULATIVE	
							EST. AMT	% CDBG					OWNER	RENTER
2002	0002	133	EMERGENCY REPAIR PROGRAM	COM	14A	LMH	75,000.00	100.0	75,000.00	11	11	100.0	0	11
2002 TOTALS: BUDGETED/UNDERWAY							0.00	0.0	0.00	0	0	0.0	0	0
COMPLETED							75,000.00	100.0	75,000.00	11	11	100.0	0	11
							75,000.00	100.0	75,000.00	11	11	100.0	0	11
PGM YEAR	PROJ ID	IDIS ACT ID	ACTIVITY NAME	STATUS	MTX CD	NTL OBJ	Total		CDBG DRAWN AMOUNT	OCCUPIED TOTAL	UNITS L/M	% L/M	CUMULATIVE	
							EST. AMT	% CDBG					OWNER	RENTER
2001	0001	98	EMERGENCY REPAIR PROGRAM	COM	14A	LMH	108,197.00	100.0	108,197.00	5	5	100.0	0	5
2001	0003	100	ACQUISITION OF HOUSES FOR HOMESTEAD PROG	COM	14G	LMH	23,507.00	0.0	23,507.00	0	0	0.0	0	0
2001 TOTALS: BUDGETED/UNDERWAY							0.00	0.0	0.00	0	0	0.0	0	0
COMPLETED							131,704.00	100.0	131,704.00	5	5	100.0	0	5
							131,704.00	100.0	131,704.00	5	5	100.0	0	5
PGM YEAR	PROJ ID	IDIS ACT ID	ACTIVITY NAME	STATUS	MTX CD	NTL OBJ	Total		CDBG DRAWN AMOUNT	OCCUPIED TOTAL	UNITS L/M	% L/M	CUMULATIVE	
							EST. AMT	% CDBG					OWNER	RENTER
2000	0001	86	HOUSING PRESERVATION LOAN PROGRAM	COM	14A	LMH	30,000.00	100.0	30,000.00	1	1	100.0	0	1
2000	0002	87	EMERGENCY REPAIR PROGRAM	COM	14A	LMH	75,000.00	100.0	75,000.00	8	8	100.0	0	8
2000	0004	89	ACQUISITION FOR REHABILITATION	COM	14G	LMH	15,000.00	100.0	15,000.00	8	8	100.0	0	8
2000 TOTALS: BUDGETED/UNDERWAY							0.00	0.0	0.00	0	0	0.0	0	0
COMPLETED							120,000.00	100.0	120,000.00	17	17	100.0	0	17
							120,000.00	100.0	120,000.00	17	17	100.0	0	17

U.S. Department of Housing and Urban Development
 Office of Community Planning and Development
 Integrated Disbursement and Information System
 CDBG Housing Activities
 JOLIET, IL

PGM YEAR	PROJ ID	IDIS ACT ID	ACTIVITY NAME	STATUS	MTX NTL		Total		CDBG DRAWN AMOUNT	OCCUPIED TOTAL	UNITS L/M	% L/M	CUMULATIVE OCCUPIED UNITS	
					CD	OBJ	EST. AMT	% CDBG					OWNER	RENTER
1999	0001	64	HOUSING PRESERATION LOAN PROGRAM	COM	14A	LMH	73,634.00	100.0	73,634.00	3	3	100.0	0	3
1999	0002	55	EMERGENCY REPAIR PROGRAM	COM	14A	LMH	75,000.00	100.0	75,000.00	7	7	100.0	0	7
1999	0003	65	LOCAL HOMESTEAD PROGRAM	COM	14A	LMH	100,000.00	100.0	100,000.00	8	8	100.0	0	8
1999	0004	66	ACQUISITION	COM	14A	LMH	31,482.00	0.0	31,482.00	0	0	0.0	0	0
1999 TOTALS: BUDGETED/UNDERWAY							0.00	0.0	0.00	0	0	0.0	0	0
COMPLETED							280,116.00	100.0	280,116.00	18	18	100.0	0	18
							280,116.00	100.0	280,116.00	18	18	100.0	0	18

PGM YEAR	PROJ ID	IDIS ACT ID	ACTIVITY NAME	STATUS	MTX NTL		Total		CDBG DRAWN AMOUNT	OCCUPIED TOTAL	UNITS L/M	% L/M	CUMULATIVE OCCUPIED UNITS	
					CD	OBJ	EST. AMT	% CDBG					OWNER	RENTER
1998	0001	46	HOUSING PRESERVATION LOAN PROGRAM	COM	14A	LMH	50,000.00	100.0	50,000.00	2	2	100.0	0	2
1998	0002	48	EMERGENCY REPAIR PROGRAM	COM	14A	LMH	2,035.95	100.0	2,035.95	12	12	100.0	12	0
1998 TOTALS: BUDGETED/UNDERWAY							0.00	0.0	0.00	0	0	0.0	0	0
COMPLETED							52,035.95	100.0	52,035.95	14	14	100.0	12	2
							52,035.95	100.0	52,035.95	14	14	100.0	12	2

PGM YEAR	PROJ ID	IDIS ACT ID	ACTIVITY NAME	STATUS	MTX NTL		Total		CDBG DRAWN AMOUNT	OCCUPIED TOTAL	UNITS L/M	% L/M	CUMULATIVE OCCUPIED UNITS	
					CD	OBJ	EST. AMT	% CDBG					OWNER	RENTER
1997	0001	34	HOUSING PRESERVATION LOAN PROGRAM	COM	14A	LMH	154,668.72	100.0	154,668.72	2	2	100.0	0	2
1997	0002	35	EMERGENCY REPAIR PROGRAM	COM	14A	LMH	122,685.50	100.0	122,685.50	12	12	100.0	0	12
1997	0003	36	LOCAL HOMESTEAD PROGRAM	COM	14A	LMH	273,008.86	100.0	273,008.86	6	6	100.0	0	6
1997	0004	37	ACQUISITION PROGRAM	COM	14A	LMH	115,621.18	0.0	115,621.18	0	0	0.0	0	0

IDIS - PR10

U.S. Department of Housing and Urban Development
 Office of Community Planning and Development
 Integrated Disbursement and Information System
 CDBG Housing Activities
 JOLIET, IL

DATE: 03-29-14
 TIME: 11:46
 PAGE: 5

PGM YEAR	PROJ ID	IDIS ACT ID	ACTIVITY NAME	STATUS	MTX CD	NTL OBJ	Total EST. AMT	% CDBG	CDBG DRAWN AMOUNT	OCCUPIED TOTAL	UNITS L/M	% L/M	CUMULATIVE OCCUPIED OWNER	UNITS RENTER
1997	0005	38	LOCAL YOUTH BUILD PROGRAM	COM	14A	LMH	253,000.00	0.0	253,000.00	0	0	0.0	0	0
1997 TOTALS: BUDGETED/UNDERWAY							0.00	0.0	0.00	0	0	0.0	0	0
COMPLETED							918,984.26	100.0	918,984.26	20	20	100.0	0	20
							918,984.26	100.0	918,984.26	20	20	100.0	0	20
1994	0001	1	HOME COMMITTED FUNDS ADJUSTMENT	OPEN	12			0.0	0.00	0	0	0.0	0	0
1994	0002	19	Unknown	COM	14A	LMH	0.00		0.00	13	13	100.0	0	13
1994	0002	20	Unknown	COM	14A	LMH	0.00		0.00	7	7	100.0	0	7
1994	0002	21	Unknown	COM	14A	LMH	0.00		0.00	13	13	100.0	0	13
1994	0002	22	Unknown	COM	14G	LMH	0.00	0.0	0.00	0	0	0.0	0	0
1994 TOTALS: BUDGETED/UNDERWAY							0.00	0.0	0.00	0	0	0.0	0	0
COMPLETED							0.00	0.0	0.00	33	33	100.0	0	33
							0.00	0.0	0.00	33	33	100.0	0	33

APPENDIX G: PR22 STATUS OF HOME ACTIVITIES



U.S. Department of Housing and Urban Development
 Office of Community Planning and Development
 Integrated Disbursement and Information System
 Status of HOME Activities - Entitlement
 JOLIET, IL

DATE: 03-29-14
 TIME: 11:49
 PAGE: 1

IDIS - PR22

Tenure Type	Activity Type	IDIS Activity	Activity Address	Activity Status	Status Date	Total Units	Home Units	Initial Funding Date	Committed Amount	Drawn Amount	PCT
Homebuyer	NEW CONSTRUCTION	54	1418 Arthur Ave , Joliet IL, 60432	Completed	12/18/07	1	1	12/02/99	\$20,000.00	\$20,000.00	100.00%
		68	1207 Ada St , Joliet IL, 60432	Completed	01/11/02	1	1	01/01/98	\$24,819.25	\$24,819.25	100.00%
		69	1220 Ada St , Joliet IL, 60432	Completed	01/11/02	1	1	01/01/98	\$22,991.00	\$22,991.00	100.00%
		70	1223 Ada St , Joliet IL, 60432	Completed	01/11/02	1	1	01/01/98	\$29,095.00	\$29,095.00	100.00%
		71	1210 Fairview Ave , Joliet IL, 60432	Completed	01/11/02	1	1	01/01/98	\$22,266.00	\$22,266.00	100.00%
		72	1211 Arthur Ave , Joliet IL, 60432	Completed	01/11/02	1	1	01/01/98	\$24,493.00	\$24,493.00	100.00%
		73	1401 Arthur Ave , Joliet IL, 60432	Completed	01/11/02	1	1	01/01/98	\$28,006.00	\$28,006.00	100.00%
		74	1411 Arthur Ave , Joliet IL, 60432	Completed	01/11/02	1	1	01/01/98	\$25,748.00	\$25,748.00	100.00%
		75	1511 Arthur Ave , Joliet IL, 60432	Completed	01/11/02	1	1	01/01/98	\$24,562.99	\$24,562.99	100.00%
		76	220 S Eastern Ave , Joliet IL, 60433	Completed	01/11/02	1	1	01/01/98	\$29,111.10	\$29,111.10	100.00%
		77	300 S Eastern Ave , Joliet IL, 60433	Completed	01/11/02	1	1	01/01/98	\$26,218.60	\$26,218.60	100.00%
		78	302 S Eastern Ave , Joliet IL, 60433	Completed	01/11/02	1	1	01/01/98	\$26,725.60	\$26,725.60	100.00%
		79	310 Sherman St , Joliet IL, 60433	Completed	01/11/02	1	1	01/01/98	\$25,767.24	\$25,767.24	100.00%
		80	204 Union St , Joliet IL, 60433	Completed	01/11/02	1	1	01/01/98	\$26,119.10	\$26,119.10	100.00%
		81	210 Union St , Joliet IL, 60433	Completed	01/11/02	1	1	01/01/98	\$26,511.10	\$26,511.10	100.00%
		82	358 2nd Ave , Joliet IL, 60433	Completed	01/11/02	1	1	01/01/98	\$26,101.10	\$26,101.10	100.00%
		83	360 2nd Ave , Joliet IL, 60433	Completed	01/11/02	1	1	01/01/98	\$25,796.32	\$25,796.32	100.00%
		97	1210 Arthur Ave , Joliet IL, 60432	Completed	01/13/04	1	1	03/08/01	\$20,000.00	\$20,000.00	100.00%
		109	1217 Wisconsin St , Joliet IL, 60432	Completed	01/09/02	1	1	07/23/01	\$20,000.00	\$20,000.00	100.00%
		110	1219 Wisconsin St , Joliet IL, 60432	Completed	01/09/02	1	1	07/23/01	\$20,000.00	\$20,000.00	100.00%
		112	208 4th Ave , Joliet IL, 60433	Completed	01/10/02	1	1	08/13/01	\$12,341.00	\$12,341.00	100.00%
		113	411 Richards St , Joliet IL, 60433	Completed	01/10/02	1	1	12/13/01	\$11,258.00	\$11,258.00	100.00%
		114	409 Richards St , Joliet IL, 60433	Completed	01/10/02	1	1	12/19/01	\$12,000.00	\$12,000.00	100.00%
		115	413 Richards St , Joliet IL, 60433	Completed	07/17/02	1	1	01/23/02	\$12,101.00	\$12,101.00	100.00%
		116	1115 Magnolia Ave , Joliet IL, 60432	Completed	08/27/02	1	1	05/08/02	\$20,000.00	\$20,000.00	100.00%
		117	1008 Woodruff Rd , Joliet IL, 60432	Completed	08/27/02	1	1	05/08/02	\$20,000.00	\$20,000.00	100.00%
		118	1012 Woodruff Rd , Joliet IL, 60432	Completed	08/27/02	1	1	05/08/02	\$20,000.00	\$20,000.00	100.00%
		119	508 Williamson Ave , Joliet IL, 60432	Completed	11/07/07	1	1	08/13/02	\$20,000.00	\$20,000.00	100.00%
		120	428 Williamson Ave , Joliet IL, 60432	Completed	11/07/07	1	1	08/13/02	\$20,000.00	\$20,000.00	100.00%
		124	315 Sherman St , Joliet IL, 60433	Completed	07/17/02	1	1	07/08/02	\$14,500.00	\$14,500.00	100.00%
		139	105 Richards St , Joliet IL, 60433	Completed	08/27/06	1	1	12/16/02	\$20,000.00	\$20,000.00	100.00%
		140	109 Richards St , Joliet IL, 60433	Completed	08/27/06	1	1	12/16/02	\$32,422.00	\$32,422.00	100.00%
		141	111 Richards St , Joliet IL, 60433	Completed	08/27/06	1	1	12/16/02	\$32,424.00	\$32,424.00	100.00%
		142	223 Richards St , Joliet IL, 60433	Completed	01/16/04	1	1	12/16/02	\$29,860.00	\$29,860.00	100.00%
		143	14 Richards St , Joliet IL, 60433	Completed	11/16/05	1	1	12/16/02	\$23,842.00	\$23,842.00	100.00%
		144	16 Richards St , Joliet IL, 60433	Completed	11/16/05	1	1	12/16/02	\$22,562.00	\$22,562.00	100.00%
		145	115 Richards St , Joliet IL, 60433	Completed	01/16/04	1	1	12/16/02	\$20,000.00	\$20,000.00	100.00%
		146	117 RICHARDS NEW CONSTRUCTION PROJECT , JOLIET IL, 60433	Completed	01/16/04	1	1	12/16/02	\$20,000.00	\$20,000.00	100.00%



U.S. Department of Housing and Urban Development
 Office of Community Planning and Development
 Integrated Disbursement and Information System
 Status of HOME Activities - Entitlement
 JOLIET, IL

DATE: 03-29-14
 TIME: 11:49
 PAGE: 2

IDIS - PR22

Tenure Type	Activity Type	IDIS Activity	Activity Address	Activity Status	Status Date	Total Units	Home Units	Initial Funding Date	Committed Amount	Drawn Amount	PCT
Homebuyer	NEW CONSTRUCTION	147	108 Richards St , Joliet IL, 60433	Completed	01/16/04	1	1	12/16/02	\$20,000.00	\$20,000.00	100.00%
		171	309 E Benton St , Joliet IL, 60432	Completed	11/22/05	1	1	12/10/04	\$20,000.00	\$20,000.00	100.00%
		198	1012 MAGNOLIA, 1016 MAGNOLIA , JOLIET IL, 60433	Completed	01/17/08	2	2	10/11/06	\$40,000.00	\$40,000.00	100.00%
		210	359 & 381 2ND, 852 GRANT, 201 MISSISSIPPI , JOLIET IL, 60433	Completed	10/01/08	4	4	09/21/07	\$117,340.00	\$117,340.00	100.00%
		212	1009 Magnolia Ave , Joliet IL, 60432	Completed	06/10/08	1	1	11/14/07	\$20,000.00	\$20,000.00	100.00%
		221	2ND AND MISSISSIPPI AVENUES , JOLIET IL, 60433	Completed	12/31/08	4	4	07/01/08	\$99,410.00	\$99,410.00	100.00%
		231	Summit Street Summit Street Summit Street, Joliet IL, 60435	Canceled	06/08/12	3	3	05/12/11	\$0.00	\$0.00	0.00%
		287	519 Summit St , Joliet IL, 60435	Open	03/28/14	0	0	07/18/12	\$138,000.00	\$0.00	0.00%



U.S. Department of Housing and Urban Development
 Office of Community Planning and Development
 Integrated Disbursement and Information System
 Status of HOME Activities - Entitlement
 JOLIET, IL

DATE: 03-29-14
 TIME: 11:49
 PAGE: 3

IDIS - PR22

Tenure Type	Activity Type	IDIS Activity	Activity Address	Activity Status	Status Date	Total Home Units	Home Units	Initial Funding Date	Committed Amount	Drawn Amount	PCT
Homebuyer	ACQUISITION ONLY	260	309 Park Dr , Joliet IL, 60436	Completed	06/30/11	1	1	06/29/11	\$10,000.00	\$10,000.00	100.00%
		261	210 S Reed St , Joliet IL, 60436	Completed	06/30/11	1	1	06/29/11	\$10,000.00	\$10,000.00	100.00%
		262	2308 Taylor St , Joliet IL, 60435	Completed	07/08/11	1	1	07/06/11	\$10,000.00	\$10,000.00	100.00%
		264	6607 Benich Ln , Plainfield IL, 60586	Completed	08/04/11	1	1	08/01/11	\$10,000.00	\$10,000.00	100.00%
		265	1010 Mission Blvd , Joliet IL, 60436	Completed	08/15/11	1	1	08/10/11	\$10,000.00	\$10,000.00	100.00%
		267	1400 Brookfield Dr , Plainfield IL, 60586	Completed	09/09/11	1	1	09/02/11	\$10,000.00	\$10,000.00	100.00%
		275	505 Irene St , Joliet IL, 60436	Completed	01/30/12	1	1	01/26/12	\$10,000.00	\$10,000.00	100.00%
		276	2707 Oak Ridge Ln , Joliet IL, 60435	Completed	06/04/12	1	1	01/26/12	\$10,000.00	\$10,000.00	100.00%
		284	1608 Oneida St , Joliet IL, 60435	Completed	08/30/12	1	1	04/26/12	\$10,000.00	\$10,000.00	100.00%
		285	1614 Shady Oak Rd , Joliet IL, 60431	Completed	09/28/12	1	1	07/18/12	\$10,000.00	\$10,000.00	100.00%



U.S. Department of Housing and Urban Development
 Office of Community Planning and Development
 Integrated Disbursement and Information System
 Status of HOME Activities - Entitlement
 JOLIET, IL

DATE: 03-29-14
 TIME: 11:49
 PAGE: 4

IDIS - PR22

Tenure Type	Activity Type	IDIS Activity	Activity Address	Activity Status	Status Date	Total Units	Home Units	Initial Funding Date	Committed Amount	Drawn Amount	PCT
Homebuyer	ACQUISITION AND NEW CONSTRUCTION	6	RICHARDS/UNION STREET , JOLIET IL, 60433	Completed	12/18/07	11	11	07/21/94	\$873,496.34	\$873,496.34	100.00%



U.S. Department of Housing and Urban Development
Office of Community Planning and Development
Integrated Disbursement and Information System
Status of HOME Activities - Entitlement
JOLIET, IL

DATE: 03-29-14
TIME: 11:49
PAGE: 5

IDIS - PR22

Tenure Type	Activity Type	IDIS Activity	Activity Address	Activity Status	Status Date	Total Units	Home Units	Initial Funding Date	Committed Amount	Drawn Amount	PCT
Homeowner Rehab	REHABILITATION	111	303 E Benton St , Joliet IL, 60432	Completed	01/09/02	1	1	07/23/01	\$20,000.00	\$20,000.00	100.00%



U.S. Department of Housing and Urban Development
 Office of Community Planning and Development
 Integrated Disbursement and Information System
 Status of HOME Activities - Entitlement
 JOLIET, IL

DATE: 03-29-14
 TIME: 11:49
 PAGE: 6

IDIS - PR22

Tenure Type	Activity Type	IDIS Activity	Activity Address	Activity Status	Status Date	Total Units	Home Units	Initial Funding Date	Committed Amount	Drawn Amount	PCT
Rental	NEW CONSTRUCTION	44	3301 Fiday Rd , Joliet IL, 60431	Completed	09/27/99	1	6	01/01/97	\$50,000.00	\$50,000.00	100.00%
		51	1204 Galway Rd , Joliet IL, 60431	Completed	09/27/99	1	4	04/18/99	\$60,450.00	\$60,450.00	100.00%
		158	1710 Oneida St , Joliet IL, 60435	Completed	06/27/06	5	4	01/29/04	\$150,120.58	\$150,120.58	100.00%
		159	520 Plainfield Rd , Joliet IL, 60435	Canceled	11/23/05	0	50	01/29/04	\$0.00	\$0.00	0.00%
		176	7708 BRIARCLIFF , JOLIET IL, 60436	Completed	07/20/07	6	6	08/01/05	\$90,000.00	\$90,000.00	100.00%
		186	711 Ann St , Joliet IL, 60435	Completed	06/20/07	6	6	02/16/06	\$80,000.00	\$80,000.00	100.00%
		197	BRIGGS AND ROSALIND , JOLIET IL, 60433	Completed	11/08/08	6	6	10/11/06	\$620,000.00	\$620,000.00	100.00%
		199	7105 PYRAMID DRIVE , JOLIET IL, 60544	Completed	12/18/07	8	8	03/13/07	\$80,000.00	\$80,000.00	100.00%
		200	1815 BIRMINGHAM PLACE , JOLIET IL, 60435	Completed	12/18/07	6	6	07/24/07	\$80,000.00	\$80,000.00	100.00%
		208	404 Terry Dr , Joliet IL, 60435	Completed	02/01/09	6	6	09/21/07	\$80,000.00	\$80,000.00	100.00%
		209	BRIGGS AND ROSALIND STREETS , JOLIET IL, 60432	Canceled	07/10/08	0	0	09/21/07	\$0.00	\$0.00	0.00%
		220	201 Pleasant St , Joliet IL, 60436	Canceled	02/02/10	2	2	07/01/08	\$0.00	\$0.00	0.00%
		222	ROSALIND AND BRIGGS , JOLIET IL, 60432	Canceled	02/08/10	48	3	07/01/08	\$0.00	\$0.00	0.00%
		233	201 Pleasant St , Joliet IL, 60436	Completed	12/31/10	2	2	02/03/10	\$75,000.00	\$75,000.00	100.00%
		234	Rosalind & Briggs , Joliet IL, 60432	Canceled	03/04/11	48	3	02/03/10	\$0.00	\$0.00	0.00%
		248	Liberty Meadow Estates , Joliet IL, 60432	Completed	06/17/13	42	3	03/30/11	\$430,000.00	\$430,000.00	100.00%
		286	1504 Parkside Dr , Plainfield IL, 60586	Open	03/28/14	0	0	05/22/12	\$82,734.09	\$0.00	0.00%



U.S. Department of Housing and Urban Development
 Office of Community Planning and Development
 Integrated Disbursement and Information System
 Status of HOME Activities - Entitlement
 JOLIET, IL

DATE: 03-29-14
 TIME: 11:49
 PAGE: 7

IDIS - PR22

Tenure Type	Activity Type	IDIS Activity	Activity Address	Activity Status	Status Date	Total Home Units	Home Units	Initial Funding Date	Committed Amount	Drawn Amount	PCT
Rental	REHABILITATION	33	3302 HORSESHOE DR. & 3308 FRANCIS ROAD , JOLIET IL, 60432	Completed	09/27/99	32	32	04/18/97	\$50,000.00	\$50,000.00	100.00%
		84	400-402 S RAYNOR & 754-756 MCDONOUGH , JOLIET IL, 60438	Completed	01/10/02	4	4	01/31/00	\$84,500.00	\$84,500.00	100.00%
		85	22 E Clinton St , Joliet IL, 60432	Completed	07/19/04	61	48	03/09/00	\$1,000,000.00	\$1,000,000.00	100.00%
		108	3133 Heritage Dr , Joliet IL, 60435	Completed	06/28/02	8	8	07/23/01	\$30,000.00	\$30,000.00	100.00%
		121	1701 Mason Ave , Joliet IL, 60435	Completed	11/07/07	1	1	06/14/02	\$15,000.00	\$15,000.00	100.00%
		122	220 Madison St , Joliet IL, 60435	Completed	11/07/07	1	1	06/14/02	\$5,000.00	\$5,000.00	100.00%
		123	3515 Theodore St , Joliet IL, 60431	Completed	11/07/07	1	1	06/14/02	\$10,000.00	\$10,000.00	100.00%
		135	128 CLINTON , JOLIET IL, 60432	Completed	07/23/07	48	48	09/30/02	\$42,000.00	\$42,000.00	100.00%



U.S. Department of Housing and Urban Development
 Office of Community Planning and Development
 Integrated Disbursement and Information System
 Status of HOME Activities - Entitlement
 JOLIET, IL

DATE: 03-29-14
 TIME: 11:49
 PAGE: 8

IDIS - PR22

Tenure Type	Activity Type	IDIS Activity	Activity Address	Activity Status	Status Date	Total Units	Home Units	Initial Funding Date	Committed Amount	Drawn Amount	PCT
Rental	ACQUISITION ONLY	173	1323 Buell Ave Apt A , Joliet IL, 60435	Completed	07/23/07	1	1	02/22/05	\$97,500.00	\$97,500.00	100.00%
		174	1312-1314 CORAL BELL BDRIVE , JOLIET IL, 60435	Completed	07/23/07	6	6	02/22/05	\$85,000.00	\$85,000.00	100.00%
		175	2883 Heritage Dr Apt 2D , Joliet IL, 60435	Completed	11/22/05	1	1	02/22/05	\$124,000.00	\$124,000.00	100.00%
		187	1850 Mappold Way , Joliet IL, 60435	Completed	07/23/07	1	1	02/24/06	\$139,000.00	\$139,000.00	100.00%



U.S. Department of Housing and Urban Development
 Office of Community Planning and Development
 Integrated Disbursement and Information System
 Status of HOME Activities - Entitlement
 JOLIET, IL

DATE: 03-29-14
 TIME: 11:49
 PAGE: 9

IDIS - PR22

Tenure Type	Activity Type	IDIS Activity	Activity Address	Activity Status	Status Date	Total Home Units	Home Units	Initial Funding Date	Committed Amount	Drawn Amount	PCT
Rental	ACQUISITION AND REHABILITATION	7	31 N Broadway St , Joliet IL, 60435	Completed	09/27/99	56	56	08/30/96	\$785,000.00	\$785,000.00	100.00%
		184	215 N Ottawa St , Joliet IL, 60432	Completed	06/08/08	84	84	02/02/06	\$1,000,000.00	\$1,000,000.00	100.00%



U.S. Department of Housing and Urban Development
 Office of Community Planning and Development
 Integrated Disbursement and Information System
 Status of HOME Activities - Entitlement
 JOLIET, IL

DATE: 03-29-14
 TIME: 11:49
 PAGE: 10

IDIS - PR22

Tenure Type	Activity Type	IDIS Activity	Activity Address	Activity Status	Status Date	Total Home Units	Home Units	Initial Funding Date	Committed Amount	Drawn Amount	PCT
Rental	ACQUISITION AND NEW CONSTRUCTION	277	7219 Lexington Ct , Joliet IL, 60431	Open	03/28/14	1	1	04/26/12	\$80,000.00	\$0.00	0.00%
		283	1104 Diana Ct , New Lenox IL, 60451	Open	03/28/14	0	0	02/09/12	\$92,734.09	\$0.00	0.00%

**APPENDIX H: PR23 PROGRAM YEAR SUMMARY OF ACCOMPLISHMENTS –
CDBG & HOME**



JOLIET

Count of CDBG Activities with Disbursements by Activity Group & Matrix Code

Activity Group	Activity Category	Underway Count	Underway Activities Disbursed	Completed Count	Completed Activities Disbursed	Program Year Count	Total Activities Disbursed
Acquisition	Clearance and Demolition (04)	0	\$0.00	1	\$18,971.00	1	\$18,971.00
	Total Acquisition	0	\$0.00	1	\$18,971.00	1	\$18,971.00
Grand Total		0	\$0.00	1	\$18,971.00	1	\$18,971.00



JOLIET

CDBG Sum of Actual Accomplishments by Activity Group and Accomplishment Type

Activity Group	Matrix Code	Accomplishment Type	Open Count	Completed Count	Program Year Totals
Acquisition	Clearance and Demolition (04)	Housing Units	0	1	1
	Total Acquisition		0	1	1
Grand Total			0	1	1



JOLIET
 Home Disbursements and Unit Completions

Activity Type	Disbursed Amount	Units Completed	Units Occupied
Rentals	\$128,586.49	3	0
Total, Rentals and TBRA	\$128,586.49	3	0
Grand Total	\$128,586.49	3	0

Home Unit Completions by Percent of Area Median Income

No data returned for this view. This might be because the applied filter excludes all data.

Home Unit Reported As Vacant

Activity Type	Reported as Vacant
Rentals	3
Total, Rentals and TBRA	3
Grand Total	3



JOLIET

Home Unit Completions by Racial / Ethnic Category

No data returned for this view. This might be because the applied filter excludes all data.

No data returned for this view. This might be because the applied filter excludes all data.

APPENDIX I: PR25 STATUS OF CHDO FUNDS



Funds Not Subgranted To CHDOS

Fiscal Year	Fund Type	Balance to Reserve
2013	CHDO RESERVED CR	\$56,595.00
Grand Total Not Subgranted for 2013		\$56,595.00
Total For 2013 Funds (CR+CC+CL)		\$56,595.00
Total For 2013 Funds (CO)		\$0.00

Funds Not Subgranted To CHDOS

Fiscal Year	Fund Type	Balance to Reserve
2012	CHDO RESERVED CR	\$56,380.50
Grand Total Not Subgranted for 2012		\$56,380.50
Total For 2012 Funds (CR+CC+CL)		\$56,380.50
Total For 2012 Funds (CO)		\$0.00

Funds Not Subgranted To CHDOS

Fiscal Year	Fund Type	Balance to Reserve
2011	CHDO RESERVED CR	\$66,572.10
Grand Total Not Subgranted for 2011		\$66,572.10
Total For 2011 Funds (CR+CC+CL)		\$66,572.10
Total For 2011 Funds (CO)		\$0.00

Funds Subgranted To CHDOS

Fiscal Year	CHDO Name	Fund Type	Amount Reserved	Amount Committed	Balance to Commit	% Reserved	Amount Disbursed	% Disbursed
2010	CORNERSTONE SERVICES INC	CR	\$255,468.18	\$255,468.18	\$0.00	100.0%	\$0.00	0.0%
	HABITAT FOR HUMANITY (JOLIET)	CR	\$63,532.20	\$63,532.20	\$0.00	100.0%	\$0.00	0.0%
Fund Type Total for 2010		CR	\$319,000.38	\$319,000.38	\$0.00	100.0%	\$0.00	0.0%
Total For 2010 Funds (CR+CC+CL)			\$319,000.38					
Total For 2010 Funds (CO)			\$0.00					



U.S. Department of Housing and Urban Development
 Office of Community Planning and Development
 Integrated Disbursement and Information System
 PR 25 - Status of CHDO Funds by Fiscal Year Report
 JOLIET, IL

DATE: 03-29-14
 TIME: 11:53
 PAGE: 2

Funds Subgranted To CHDOS

Fiscal Year	CHDO Name	Fund Type	Amount	Amount	Balance	%	Amount	%
			Reserved	Committed	to	Committed	Disbursed	Disbursed
2009	HABITAT FOR HUMANITY (JOLIET)	CR	\$74,467.80	\$74,467.80	\$0.00	100.0%	\$0.00	0.0%
	Fund Type Total for 2009	CR	\$74,467.80	\$74,467.80	\$0.00	100.0%	\$0.00	0.0%
Total For 2009 Funds (CR+CC+CL)			\$74,467.80					
Total For 2009 Funds (CO)			\$0.00					

Funds Subgranted To CHDOS

Fiscal Year	CHDO Name	Fund Type	Amount	Amount	Balance	%	Amount	%
			Reserved	Committed	to	Committed	Disbursed	Disbursed
2008	CORNERSTONE SERVICES INC	CR	\$133,442.07	\$133,442.07	\$0.00	100.0%	\$133,442.07	100.0%
	Fund Type Total for 2008	CR	\$133,442.07	\$133,442.07	\$0.00	100.0%	\$133,442.07	100.0%
Total For 2008 Funds (CR+CC+CL)			\$133,442.07					
Total For 2008 Funds (CO)			\$0.00					

Funds Subgranted To CHDOS

Fiscal Year	CHDO Name	Fund Type	Amount	Amount	Balance	%	Amount	%
			Reserved	Committed	to	Committed	Disbursed	Disbursed
2007	CORNERSTONE SERVICES INC	CR	\$80,000.00	\$80,000.00	\$0.00	100.0%	\$80,000.00	100.0%
	Fund Type Total for 2007	CR	\$80,000.00	\$80,000.00	\$0.00	100.0%	\$80,000.00	100.0%
Total For 2007 Funds (CR+CC+CL)			\$80,000.00					
Total For 2007 Funds (CO)			\$0.00					

Funds Subgranted To CHDOS

Fiscal Year	CHDO Name	Fund Type	Amount	Amount	Balance	%	Amount	%
			Reserved	Committed	to	Committed	Disbursed	Disbursed
2006	CORNERSTONE SERVICES INC	CR	\$80,000.00	\$80,000.00	\$0.00	100.0%	\$80,000.00	100.0%
	HABITAT FOR HUMANITY (JOLIET)	CR	\$40,000.00	\$40,000.00	\$0.00	100.0%	\$40,000.00	100.0%
	Fund Type Total for 2006	CR	\$120,000.00	\$120,000.00	\$0.00	100.0%	\$120,000.00	100.0%
Total For 2006 Funds (CR+CC+CL)			\$120,000.00					
Total For 2006 Funds (CO)			\$0.00					



U.S. Department of Housing and Urban Development
 Office of Community Planning and Development
 Integrated Disbursement and Information System
 PR 25 - Status of CHDO Funds by Fiscal Year Report
 JOLIET, IL

DATE: 03-29-14
 TIME: 11:53
 PAGE: 3

Funds Subgranted To CHDOS

Fiscal Year	CHDO Name	Fund Type	Amount	Amount	Balance	%	Amount	%
			Reserved	Committed	to	Committed	Disbursed	Disbursed
2005	CORNERSTONE SERVICES INC	CR	\$80,120.58	\$80,120.58	\$0.00	100.0%	\$80,120.58	100.0%
	HABITAT FOR HUMANITY (JOLIET)	CR	\$19,879.42	\$19,879.42	\$0.00	100.0%	\$19,879.42	100.0%
	Fund Type Total for 2005	CR	\$80,000.00	\$80,000.00	\$0.00	100.0%	\$80,000.00	100.0%
Total For 2005 Funds (CR+CC+CL)			\$80,000.00					
Total For 2005 Funds (CO)			\$0.00					

Funds Subgranted To CHDOS

Fiscal Year	CHDO Name	Fund Type	Amount	Amount	Balance	%	Amount	%
			Reserved	Committed	to	Committed	Disbursed	Disbursed
2004	CORNERSTONE SERVICES INC	CR	\$181,164.05	\$181,164.05	\$0.00	100.0%	\$181,164.05	100.0%
	HABITAT FOR HUMANITY (JOLIET)	CR	\$20,000.00	\$20,000.00	\$0.00	100.0%	\$20,000.00	100.0%
	Fund Type Total for 2004	CR	\$201,164.05	\$201,164.05	\$0.00	100.0%	\$201,164.05	100.0%
Total For 2004 Funds (CR+CC+CL)			\$201,164.05					
Total For 2004 Funds (CO)			\$0.00					

Funds Subgranted To CHDOS

Fiscal Year	CHDO Name	Fund Type	Amount	Amount	Balance	%	Amount	%
			Reserved	Committed	to	Committed	Disbursed	Disbursed
2003	CORNERSTONE SERVICES INC	CR	\$372,389.46	\$372,389.46	\$0.00	100.0%	\$372,389.46	100.0%
	Fund Type Total for 2003	CR	\$372,389.46	\$372,389.46	\$0.00	100.0%	\$372,389.46	100.0%
Total For 2003 Funds (CR+CC+CL)			\$372,389.46					
Total For 2003 Funds (CO)			\$0.00					

Funds Subgranted To CHDOS

Fiscal Year	CHDO Name	Fund Type	Amount	Amount	Balance	%	Amount	%
			Reserved	Committed	to	Committed	Disbursed	Disbursed
2002	CORNERSTONE SERVICES INC	CR	\$77,400.00	\$77,400.00	\$0.00	100.0%	\$77,400.00	100.0%
	Fund Type Total for 2002	CR	\$77,400.00	\$77,400.00	\$0.00	100.0%	\$77,400.00	100.0%
Total For 2002 Funds (CR+CC+CL)			\$77,400.00					
Total For 2002 Funds (CO)			\$0.00					



U.S. Department of Housing and Urban Development
 Office of Community Planning and Development
 Integrated Disbursement and Information System
 PR 25 - Status of CHDO Funds by Fiscal Year Report
 JOLIET, IL

DATE: 03-29-14
 TIME: 11:53
 PAGE: 4

Funds Subgranted To CHDOS

Fiscal Year	CHDO Name	Fund Type	Amount	Amount	Balance	%	Amount	%
			Reserved	Committed	to Commit	Committed Reserved	Disbursed	Disbursed Committed
2001	CORNERSTONE SERVICES INC	CR	\$17,550.00	\$17,550.00	\$0.00	100.0%	\$17,550.00	100.0%
	FOREST PARK COMMUNITY CENTER	CR	\$60,000.00	\$60,000.00	\$0.00	100.0%	\$60,000.00	100.0%
	Fund Type Total for 2001	CR	\$77,550.00	\$77,550.00	\$0.00	100.0%	\$77,550.00	100.0%
Total For 2001 Funds (CR+CC+CL)			\$77,550.00					
Total For 2001 Funds (CO)			\$0.00					

Funds Subgranted To CHDOS

Fiscal Year	CHDO Name	Fund Type	Amount	Amount	Balance	%	Amount	%
			Reserved	Committed	to Commit	Committed Reserved	Disbursed	Disbursed Committed
2000	CORNERSTONE SERVICES INC	CR	\$49,750.00	\$49,750.00	\$0.00	100.0%	\$49,750.00	100.0%
	HABITAT FOR HUMANITY (JOLIET)	CR	\$20,000.00	\$20,000.00	\$0.00	100.0%	\$20,000.00	100.0%
	Fund Type Total for 2000	CR	\$69,750.00	\$69,750.00	\$0.00	100.0%	\$69,750.00	100.0%
Total For 2000 Funds (CR+CC+CL)			\$69,750.00					
Total For 2000 Funds (CO)			\$0.00					

Funds Subgranted To CHDOS

Fiscal Year	CHDO Name	Fund Type	Amount	Amount	Balance	%	Amount	%
			Reserved	Committed	to Commit	Committed Reserved	Disbursed	Disbursed Committed
1999	COMMUNITY CONCERNS FOR FAMILIES AND YOUTH FREEDOM	CR	\$10,875.00	\$10,875.00	\$0.00	100.0%	\$10,875.00	100.0%
	CORNERSTONE SERVICES INC	CR	\$38,925.00	\$38,925.00	\$0.00	100.0%	\$38,925.00	100.0%
	HABITAT FOR HUMANITY (JOLIET)	CR	\$20,000.00	\$20,000.00	\$0.00	100.0%	\$20,000.00	100.0%
	Fund Type Total for 1999	CR	\$69,600.00	\$69,600.00	\$0.00	100.0%	\$69,600.00	100.0%
Total For 1999 Funds (CR+CC+CL)			\$69,600.00					
Total For 1999 Funds (CO)			\$0.00					

Funds Subgranted To CHDOS

Fiscal Year	CHDO Name	Fund Type	Amount	Amount	Balance	%	Amount	%
			Reserved	Committed	to Commit	Committed Reserved	Disbursed	Disbursed Committed
1998	CORNERSTONE SERVICES INC	CR	\$64,500.00	\$64,500.00	\$0.00	100.0%	\$64,500.00	100.0%
	Fund Type Total for 1998	CR	\$64,500.00	\$64,500.00	\$0.00	100.0%	\$64,500.00	100.0%
Total For 1998 Funds (CR+CC+CL)			\$64,500.00					
Total For 1998 Funds (CO)			\$0.00					



U.S. Department of Housing and Urban Development
 Office of Community Planning and Development
 Integrated Disbursement and Information System
 PR 25 - Status of CHDO Funds by Fiscal Year Report
 JOLIET, IL

DATE: 03-29-14
 TIME: 11:53
 PAGE: 5

Funds Subgranted To CHDOS

Fiscal Year	CHDO Name	Fund Type	Amount	Amount	Balance	%	Amount	%
			Reserved	Committed	to	Committed	Disbursed	Disbursed
1997	CORNERSTONE SERVICES INC	CR	\$80,450.00	\$80,450.00	\$0.00	100.0%	\$80,450.00	100.0%
Fund Type Total for 1997			\$60,450.00	\$60,450.00	\$0.00	100.0%	\$60,450.00	100.0%
Total For 1997 Funds (CR+CC+CL)			\$60,450.00					
Total For 1997 Funds (CO)			\$0.00					

Funds Subgranted To CHDOS

Fiscal Year	CHDO Name	Fund Type	Amount	Amount	Balance	%	Amount	%
			Reserved	Committed	to	Committed	Disbursed	Disbursed
1996	COMMUNITY CONCERNS FOR FAMILIES AND YOUTH FREEDOM	CR	\$29,325.00	\$29,325.00	\$0.00	100.0%	\$29,325.00	100.0%
	METROPOLITAN HOUSING DEVELOPMENT CORP	CR	\$381,675.00	\$381,675.00	\$0.00	100.0%	\$381,675.00	100.0%
Fund Type Total for 1996			\$411,000.00	\$411,000.00	\$0.00	100.0%	\$411,000.00	100.0%
Total For 1996 Funds (CR+CC+CL)			\$411,000.00					
Total For 1996 Funds (CO)			\$0.00					

Funds Subgranted To CHDOS

Fiscal Year	CHDO Name	Fund Type	Amount	Amount	Balance	%	Amount	%
			Reserved	Committed	to	Committed	Disbursed	Disbursed
1995	METROPOLITAN HOUSING DEVELOPMENT CORP	CR	\$311,000.00	\$311,000.00	\$0.00	100.0%	\$311,000.00	100.0%
Fund Type Total for 1995			\$311,000.00	\$311,000.00	\$0.00	100.0%	\$311,000.00	100.0%
Total For 1995 Funds (CR+CC+CL)			\$311,000.00					
Total For 1995 Funds (CO)			\$0.00					

Funds Subgranted To CHDOS

Fiscal Year	CHDO Name	Fund Type	Amount	Amount	Balance	%	Amount	%
			Reserved	Committed	to	Committed	Disbursed	Disbursed
1994	METROPOLITAN HOUSING DEVELOPMENT CORP	CR	\$92,325.00	\$92,325.00	\$0.00	100.0%	\$92,325.00	100.0%
Fund Type Total for 1994			\$92,325.00	\$92,325.00	\$0.00	100.0%	\$92,325.00	100.0%
Total For 1994 Funds (CR+CC+CL)			\$92,325.00					
Total For 1994 Funds (CO)			\$0.00					



U.S. Department of Housing and Urban Development
Office of Community Planning and Development
Integrated Disbursement and Information System
PR 25 - Status of CHDO Funds by Fiscal Year Report
JOLIET, IL

DATE: 03-29-14
TIME: 11:53
PAGE: 6

Total For All Years (Subgranted to CHDOS)	\$2,614,038.76
Total For All Years (Not Subgranted to CHDOS)	\$179,547.60
Grand Total	\$2,793,586.36

APPENDIX J: PR26 CDBG FINANCIAL SUMMARY



PART I: SUMMARY OF CDBG RESOURCES

01 UNEXPENDED CDBG FUNDS AT END OF PREVIOUS PROGRAM YEAR	100.00
02 ENTITLEMENT GRANT	969,913.00
03 SURPLUS URBAN RENEWAL	0.00
04 SECTION 108 GUARANTEED LOAN FUNDS	0.00
05 CURRENT YEAR PROGRAM INCOME	20,904.18
05a CURRENT YEAR SECTION 108 PROGRAM INCOME (FOR SI TYPE)	0.00
06 RETURNS	0.00
07 ADJUSTMENT TO COMPUTE TOTAL AVAILABLE	0.00
08 TOTAL AVAILABLE (SUM, LINES 01-07)	990,917.18

PART II: SUMMARY OF CDBG EXPENDITURES

09 DISBURSEMENTS OTHER THAN SECTION 108 REPAYMENTS AND PLANNING/ADMINISTRATION	18,971.00
10 ADJUSTMENT TO COMPUTE TOTAL AMOUNT SUBJECT TO LOW/MOD BENEFIT	0.00
11 AMOUNT SUBJECT TO LOW/MOD BENEFIT (LINE 09 + LINE 10)	18,971.00
12 DISBURSED IN IDIS FOR PLANNING/ADMINISTRATION	0.00
13 DISBURSED IN IDIS FOR SECTION 108 REPAYMENTS	0.00
14 ADJUSTMENT TO COMPUTE TOTAL EXPENDITURES	0.00
15 TOTAL EXPENDITURES (SUM, LINES 11-14)	18,971.00
16 UNEXPENDED BALANCE (LINE 08 - LINE 15)	971,946.18

PART III: LOWMOD BENEFIT THIS REPORTING PERIOD

17 EXPENDED FOR LOW/MOD HOUSING IN SPECIAL AREAS	0.00
18 EXPENDED FOR LOW/MOD MULTI-UNIT HOUSING	0.00
19 DISBURSED FOR OTHER LOW/MOD ACTIVITIES	0.00
20 ADJUSTMENT TO COMPUTE TOTAL LOW/MOD CREDIT	0.00
21 TOTAL LOW/MOD CREDIT (SUM, LINES 17-20)	0.00
22 PERCENT LOW/MOD CREDIT (LINE 21/LINE 11)	0.00%

LOW/MOD BENEFIT FOR MULTI-YEAR CERTIFICATIONS

23 PROGRAM YEARS(PY) COVERED IN CERTIFICATION	PY: 2013 PY: PY:
24 CUMULATIVE NET EXPENDITURES SUBJECT TO LOW/MOD BENEFIT CALCULATION	0.00
25 CUMULATIVE EXPENDITURES BENEFITTING LOW/MOD PERSONS	0.00
26 PERCENT BENEFIT TO LOW/MOD PERSONS (LINE 25/LINE 24)	0.00%

PART IV: PUBLIC SERVICE (PS) CAP CALCULATIONS

27 DISBURSED IN IDIS FOR PUBLIC SERVICES	0.00
28 PS UNLIQUIDATED OBLIGATIONS AT END OF CURRENT PROGRAM YEAR	0.00
29 PS UNLIQUIDATED OBLIGATIONS AT END OF PREVIOUS PROGRAM YEAR	0.00
30 ADJUSTMENT TO COMPUTE TOTAL PS OBLIGATIONS	0.00
31 TOTAL PS OBLIGATIONS (LINE 27 + LINE 28 - LINE 29 + LINE 30)	0.00
32 ENTITLEMENT GRANT	969,913.00
33 PRIOR YEAR PROGRAM INCOME	27,177.75
34 ADJUSTMENT TO COMPUTE TOTAL SUBJECT TO PS CAP	0.00
35 TOTAL SUBJECT TO PS CAP (SUM, LINES 32-34)	997,090.75
36 PERCENT FUNDS OBLIGATED FOR PS ACTIVITIES (LINE 31/LINE 35)	0.00%

PART V: PLANNING AND ADMINISTRATION (PA) CAP

37 DISBURSED IN IDIS FOR PLANNING/ADMINISTRATION	0.00
38 PA UNLIQUIDATED OBLIGATIONS AT END OF CURRENT PROGRAM YEAR	0.00
39 PA UNLIQUIDATED OBLIGATIONS AT END OF PREVIOUS PROGRAM YEAR	0.00
40 ADJUSTMENT TO COMPUTE TOTAL PA OBLIGATIONS	0.00
41 TOTAL PA OBLIGATIONS (LINE 37 + LINE 38 - LINE 39 +LINE 40)	0.00
42 ENTITLEMENT GRANT	969,913.00
43 CURRENT YEAR PROGRAM INCOME	20,904.18
44 ADJUSTMENT TO COMPUTE TOTAL SUBJECT TO PA CAP	0.00
45 TOTAL SUBJECT TO PA CAP (SUM, LINES 42-44)	990,817.18
46 PERCENT FUNDS OBLIGATED FOR PA ACTIVITIES (LINE 41/LINE 45)	0.00%



Office of Community Planning and Development
U.S. Department of Housing and Urban Development
Integrated Disbursement and Information System
PR26 - CDBG Financial Summary Report
Program Year 2013
JOLIET , IL

DATE: 03-28-14
TIME: 17:20
PAGE: 2

LINE 17 DETAIL: ACTIVITIES TO CONSIDER IN DETERMINING THE AMOUNT TO ENTER ON LINE 17

Report returned no data.

LINE 18 DETAIL: ACTIVITIES TO CONSIDER IN DETERMINING THE AMOUNT TO ENTER ON LINE 18

Report returned no data.

LINE 19 DETAIL: ACTIVITIES INCLUDED IN THE COMPUTATION OF LINE 19

Report returned no data.

APPENDIX K: PR27 STATUS OF HOME GRANTS



Status of HOME Grants
 JOLIET

IDIS - PR27

Commitments from Authorized Funds

(A) Fiscal Year	(B) Total Authorization	(C) Admin/OP Reservation	(E) CR/CC Funds- Amount Reserved to CHDOS	(F) % CHDO Rsvd	(G) SU Funds- Reservations to Other Entities	(H) EN Funds-PJ Committed to Activities	(I) Total Authorized Commitments	(K) % of Auth Cmtd
1994	\$615,500.00	\$0.00	\$92,325.00	15.0%	\$0.00	\$523,175.00	\$615,500.00	100.0%
1995	\$421,000.00	\$0.00	\$311,000.00	73.8%	\$0.00	\$110,000.00	\$421,000.00	100.0%
1996	\$411,000.00	\$0.00	\$411,000.00	100.0%	\$0.00	\$0.00	\$411,000.00	100.0%
1997	\$403,000.00	\$0.00	\$60,450.00	15.0%	\$0.00	\$342,550.00	\$403,000.00	100.0%
1998	\$430,000.00	\$0.00	\$64,500.00	15.0%	\$0.00	\$365,500.00	\$430,000.00	100.0%
1999	\$464,000.00	\$46,400.00	\$69,600.00	15.0%	\$0.00	\$348,000.00	\$464,000.00	100.0%
2000	\$466,000.00	\$46,500.00	\$69,750.00	14.9%	\$0.00	\$349,750.00	\$466,000.00	100.0%
2001	\$517,000.00	\$51,700.00	\$77,550.00	15.0%	\$0.00	\$387,750.00	\$517,000.00	100.0%
2002	\$516,000.00	\$51,600.00	\$77,400.00	15.0%	\$0.00	\$387,000.00	\$516,000.00	100.0%
2003	\$515,198.00	\$51,519.80	\$372,389.46	72.2%	\$0.00	\$91,288.74	\$515,198.00	100.0%
2004	\$514,427.00	\$51,442.70	\$201,164.05	39.1%	\$0.00	\$261,820.25	\$514,427.00	100.0%
2005	\$494,198.00	\$49,419.80	\$80,000.00	16.1%	\$0.00	\$364,778.20	\$494,198.00	100.0%
2006	\$464,172.00	\$46,417.20	\$120,000.00	25.8%	\$0.00	\$297,754.80	\$464,172.00	100.0%
2007	\$463,120.00	\$46,312.00	\$80,000.00	17.2%	\$0.00	\$336,808.00	\$463,120.00	100.0%
2008	\$445,197.00	\$44,519.70	\$133,442.07	29.9%	\$0.00	\$267,235.23	\$445,197.00	100.0%
2009	\$496,452.00	\$49,645.20	\$74,467.80	15.0%	\$0.00	\$372,339.00	\$496,452.00	100.0%
2010	\$496,821.00	\$49,682.10	\$319,000.38	64.2%	\$0.00	\$128,138.52	\$496,821.00	100.0%
2011	\$443,814.00	\$44,381.40	\$0.00	0.0%	\$0.00	\$0.00	\$44,381.40	10.0%
2012	\$375,870.00	\$37,587.00	\$0.00	0.0%	\$0.00	\$0.00	\$37,587.00	10.0%
2013	\$377,300.00	\$37,730.00	\$0.00	0.0%	\$0.00	\$0.00	\$37,730.00	10.0%
Total	\$9,330,069.00	\$704,856.90	\$2,614,038.76	28.0%	\$0.00	\$4,933,887.74	\$8,252,783.40	88.4%



**Status of HOME Grants
 JOLIET**

IDIS - PR27

Program Income (PI)

Fiscal Year	Program Income Receipts	Amount Committed to Activities	% Committed	Net Disbursed	Disbursed Pending Approval	Total Disbursed	% Disbursed
1994	0.00	\$0.00	0.0%	\$0.00	\$0.00	\$0.00	0.0%
1995	0.00	\$0.00	0.0%	\$0.00	\$0.00	\$0.00	0.0%
1996	0.00	\$0.00	0.0%	\$0.00	\$0.00	\$0.00	0.0%
1997	0.00	\$0.00	0.0%	\$0.00	\$0.00	\$0.00	0.0%
1998	0.00	\$0.00	0.0%	\$0.00	\$0.00	\$0.00	0.0%
1999	0.00	\$0.00	0.0%	\$0.00	\$0.00	\$0.00	0.0%
2000	0.00	\$0.00	0.0%	\$0.00	\$0.00	\$0.00	0.0%
2001	0.00	\$0.00	0.0%	\$0.00	\$0.00	\$0.00	0.0%
2002	0.00	\$0.00	0.0%	\$0.00	\$0.00	\$0.00	0.0%
2003	0.00	\$0.00	0.0%	\$0.00	\$0.00	\$0.00	0.0%
2004	0.00	\$0.00	0.0%	\$0.00	\$0.00	\$0.00	0.0%
2005	0.00	\$0.00	0.0%	\$0.00	\$0.00	\$0.00	0.0%
2006	0.00	\$0.00	0.0%	\$0.00	\$0.00	\$0.00	0.0%
2007	0.00	\$0.00	0.0%	\$0.00	\$0.00	\$0.00	0.0%
2008	36,000.00	\$36,000.00	100.0%	\$36,000.00	\$0.00	\$36,000.00	100.0%
2009	0.00	\$0.00	0.0%	\$0.00	\$0.00	\$0.00	0.0%
2010	0.00	\$0.00	0.0%	\$0.00	\$0.00	\$0.00	0.0%
2011	0.00	\$0.00	0.0%	\$0.00	\$0.00	\$0.00	0.0%
2012	0.00	\$0.00	0.0%	\$0.00	\$0.00	\$0.00	0.0%
2013	0.00	\$0.00	0.0%	\$0.00	\$0.00	\$0.00	0.0%
Total	36,000.00	\$36,000.00	100.0%	\$36,000.00	\$0.00	\$36,000.00	100.0%



Status of HOME Grants
 JOLIET

IDIS - PR27

Disbursements

(A) Fiscal Year	(B) Total Authorization	(C) Disbursed	(D) Returned	(E) Net Disbursed	(F) Disbursed Pending Approval	(G) Total Disbursed	(H) % Disb	(I) Grant Balance
1994	\$615,500.00	\$615,500.00	\$0.00	\$615,500.00	\$0.00	615,500.00	100.0%	\$0.00
1995	\$421,000.00	\$421,000.00	\$0.00	\$421,000.00	\$0.00	421,000.00	100.0%	\$0.00
1996	\$411,000.00	\$411,000.00	\$0.00	\$411,000.00	\$0.00	411,000.00	100.0%	\$0.00
1997	\$403,000.00	\$403,000.00	\$0.00	\$403,000.00	\$0.00	403,000.00	100.0%	\$0.00
1998	\$430,000.00	\$430,000.00	\$0.00	\$430,000.00	\$0.00	430,000.00	100.0%	\$0.00
1999	\$464,000.00	\$464,000.00	\$0.00	\$464,000.00	\$0.00	464,000.00	100.0%	\$0.00
2000	\$466,000.00	\$466,000.00	\$0.00	\$466,000.00	\$0.00	466,000.00	100.0%	\$0.00
2001	\$517,000.00	\$517,000.00	\$0.00	\$517,000.00	\$0.00	517,000.00	100.0%	\$0.00
2002	\$516,000.00	\$516,000.00	\$0.00	\$516,000.00	\$0.00	516,000.00	100.0%	\$0.00
2003	\$515,198.00	\$515,198.00	\$0.00	\$515,198.00	\$0.00	515,198.00	100.0%	\$0.00
2004	\$514,427.00	\$514,427.00	\$0.00	\$514,427.00	\$0.00	514,427.00	100.0%	\$0.00
2005	\$494,198.00	\$494,198.00	\$0.00	\$494,198.00	\$0.00	494,198.00	100.0%	\$0.00
2006	\$464,172.00	\$464,172.00	\$0.00	\$464,172.00	\$0.00	464,172.00	100.0%	\$0.00
2007	\$463,120.00	\$463,120.00	\$0.00	\$463,120.00	\$0.00	463,120.00	100.0%	\$0.00
2008	\$445,197.00	\$445,197.00	\$0.00	\$445,197.00	\$0.00	445,197.00	100.0%	\$0.00
2009	\$496,452.00	\$421,984.20	\$0.00	\$421,984.20	\$0.00	421,984.20	85.0%	\$74,467.80
2010	\$496,821.00	\$177,820.62	\$0.00	\$177,820.62	\$0.00	177,820.62	35.7%	\$319,000.38
2011	\$443,814.00	\$0.00	\$0.00	\$0.00	\$0.00	0.00	0.0%	\$443,814.00
2012	\$375,870.00	\$0.00	\$0.00	\$0.00	\$0.00	0.00	0.0%	\$375,870.00
2013	\$377,300.00	\$0.00	\$0.00	\$0.00	\$0.00	0.00	0.0%	\$377,300.00
Total	\$9,330,069.00	\$7,739,616.82	\$0.00	\$7,739,616.82	\$0.00	7,739,616.82	82.9%	\$1,590,452.18



U.S. Department of Housing and Urban Development
 Office of Community Planning and Development
 Integrated Disbursement and Information System
Status of HOME Grants
JOLIET

DATE: 03-29-14
 TIME: 13:04
 PAGE: 4

IDIS - PR27

Home Activities Commitments/Disbursements

(A) Fiscal Year	(B) Authorized for Activities	(C) Amount Committed to Activities	(D) % Cmtd	(E) Disbursed	(F) Returned	(G) Net Disbursed	(H) % Net Disb	(I) Disbursed Pending Approval	(J) Total Disbursed	(K) % Disb
1994	\$615,500.00	\$615,500.00	100.0%	\$615,500.00	\$0.00	\$615,500.00	100.0%	\$0.00	\$615,500.00	100.0%
1995	\$421,000.00	\$421,000.00	100.0%	\$421,000.00	\$0.00	\$421,000.00	100.0%	\$0.00	\$421,000.00	100.0%
1996	\$411,000.00	\$411,000.00	100.0%	\$411,000.00	\$0.00	\$411,000.00	100.0%	\$0.00	\$411,000.00	100.0%
1997	\$403,000.00	\$403,000.00	100.0%	\$403,000.00	\$0.00	\$403,000.00	100.0%	\$0.00	\$403,000.00	100.0%
1998	\$430,000.00	\$430,000.00	100.0%	\$430,000.00	\$0.00	\$430,000.00	100.0%	\$0.00	\$430,000.00	100.0%
1999	\$417,600.00	\$417,600.00	100.0%	\$417,600.00	\$0.00	\$417,600.00	100.0%	\$0.00	\$417,600.00	100.0%
2000	\$419,500.00	\$419,500.00	100.0%	\$419,500.00	\$0.00	\$419,500.00	100.0%	\$0.00	\$419,500.00	100.0%
2001	\$465,300.00	\$465,300.00	100.0%	\$465,300.00	\$0.00	\$465,300.00	100.0%	\$0.00	\$465,300.00	100.0%
2002	\$464,400.00	\$464,400.00	100.0%	\$464,400.00	\$0.00	\$464,400.00	100.0%	\$0.00	\$464,400.00	100.0%
2003	\$463,678.20	\$463,678.20	100.0%	\$463,678.20	\$0.00	\$463,678.20	100.0%	\$0.00	\$463,678.20	100.0%
2004	\$462,984.30	\$462,984.30	100.0%	\$462,984.30	\$0.00	\$462,984.30	100.0%	\$0.00	\$462,984.30	100.0%
2005	\$444,778.20	\$444,778.20	100.0%	\$444,778.20	\$0.00	\$444,778.20	100.0%	\$0.00	\$444,778.20	100.0%
2006	\$417,754.80	\$417,754.80	100.0%	\$417,754.80	\$0.00	\$417,754.80	100.0%	\$0.00	\$417,754.80	100.0%
2007	\$416,808.00	\$416,808.00	100.0%	\$416,808.00	\$0.00	\$416,808.00	100.0%	\$0.00	\$416,808.00	100.0%
2008	\$400,677.30	\$400,677.30	100.0%	\$400,677.30	\$0.00	\$400,677.30	100.0%	\$0.00	\$400,677.30	100.0%
2009	\$446,806.80	\$446,806.80	100.0%	\$372,339.00	\$0.00	\$372,339.00	83.3%	\$0.00	\$372,339.00	83.3%
2010	\$447,138.90	\$447,138.90	100.0%	\$128,138.52	\$0.00	\$128,138.52	28.6%	\$0.00	\$128,138.52	28.6%
2011	\$399,432.60	\$0.00	0.0%	\$0.00	\$0.00	\$0.00	0.0%	\$0.00	\$0.00	0.0%
2012	\$338,283.00	\$0.00	0.0%	\$0.00	\$0.00	\$0.00	0.0%	\$0.00	\$0.00	0.0%
2013	\$339,570.00	\$0.00	0.0%	\$0.00	\$0.00	\$0.00	0.0%	\$0.00	\$0.00	0.0%
Total	\$8,625,212.10	\$7,547,926.50	87.5%	\$7,154,458.32	\$0.00	\$7,154,458.32	82.9%	\$0.00	\$7,154,458.32	82.9%



U.S. Department of Housing and Urban Development
 Office of Community Planning and Development
 Integrated Disbursement and Information System

DATE: 03-29-14
 TIME: 13:04
 PAGE: 5

**Status of HOME Grants
 JOLIET**

IDIS - PR27

Administrative Funds (AD)

Fiscal Year	Authorized Amount	Amount Authorized from PI	Amount Reserved	% Auth Rsvd	Balance to Reserve	Total Disbursed	% Rsvd Disb	Available to Disburse
1994	\$0.00	\$0.00	\$0.00	0.0%	\$0.00	\$0.00	0.0%	\$0.00
1995	\$0.00	\$0.00	\$0.00	0.0%	\$0.00	\$0.00	0.0%	\$0.00
1996	\$0.00	\$0.00	\$0.00	0.0%	\$0.00	\$0.00	0.0%	\$0.00
1997	\$0.00	\$0.00	\$0.00	0.0%	\$0.00	\$0.00	0.0%	\$0.00
1998	\$0.00	\$0.00	\$0.00	0.0%	\$0.00	\$0.00	0.0%	\$0.00
1999	\$46,400.00	\$0.00	\$46,400.00	100.0%	\$0.00	\$46,400.00	100.0%	\$0.00
2000	\$46,500.00	\$0.00	\$46,500.00	100.0%	\$0.00	\$46,500.00	100.0%	\$0.00
2001	\$51,700.00	\$0.00	\$51,700.00	100.0%	\$0.00	\$51,700.00	100.0%	\$0.00
2002	\$51,600.00	\$0.00	\$51,600.00	100.0%	\$0.00	\$51,600.00	100.0%	\$0.00
2003	\$51,519.80	\$0.00	\$51,519.80	100.0%	\$0.00	\$51,519.80	100.0%	\$0.00
2004	\$51,442.70	\$0.00	\$51,442.70	100.0%	\$0.00	\$51,442.70	100.0%	\$0.00
2005	\$49,419.80	\$0.00	\$49,419.80	100.0%	\$0.00	\$49,419.80	100.0%	\$0.00
2006	\$46,417.20	\$0.00	\$46,417.20	100.0%	\$0.00	\$46,417.20	100.0%	\$0.00
2007	\$46,312.00	\$0.00	\$46,312.00	100.0%	\$0.00	\$46,312.00	100.0%	\$0.00
2008	\$44,519.70	\$3,600.00	\$44,519.70	92.5%	\$0.00	\$44,519.70	100.0%	\$0.00
2009	\$49,645.20	\$0.00	\$49,645.20	100.0%	\$0.00	\$49,645.20	100.0%	\$0.00
2010	\$49,682.10	\$0.00	\$49,682.10	100.0%	\$0.00	\$49,682.10	100.0%	\$0.00
2011	\$44,381.40	\$0.00	\$44,381.40	100.0%	\$0.00	\$0.00	0.0%	\$44,381.40
2012	\$37,587.00	\$0.00	\$37,587.00	100.0%	\$0.00	\$0.00	0.0%	\$37,587.00
2013	\$37,730.00	\$0.00	\$37,730.00	100.0%	\$0.00	\$0.00	0.0%	\$37,730.00
Total	\$704,856.90	\$3,600.00	\$704,856.90	99.4%	\$0.00	\$585,158.50	83.0%	\$119,698.40



**Status of HOME Grants
 JOLIET**

IDIS - PR27

CHDO Operating Funds (CO)

Fiscal Year	Authorized Amount	Amount Reserved	% Auth Rsvd	Balance to Reserve	Total Disbursed	% Rsvd Disb	Available to Disburse
1994	\$0.00	\$0.00	0.0%	\$0.00	\$0.00	0.0%	\$0.00
1995	\$0.00	\$0.00	0.0%	\$0.00	\$0.00	0.0%	\$0.00
1996	\$0.00	\$0.00	0.0%	\$0.00	\$0.00	0.0%	\$0.00
1997	\$0.00	\$0.00	0.0%	\$0.00	\$0.00	0.0%	\$0.00
1998	\$0.00	\$0.00	0.0%	\$0.00	\$0.00	0.0%	\$0.00
1999	\$0.00	\$0.00	0.0%	\$0.00	\$0.00	0.0%	\$0.00
2000	\$0.00	\$0.00	0.0%	\$0.00	\$0.00	0.0%	\$0.00
2001	\$0.00	\$0.00	0.0%	\$0.00	\$0.00	0.0%	\$0.00
2002	\$0.00	\$0.00	0.0%	\$0.00	\$0.00	0.0%	\$0.00
2003	\$0.00	\$0.00	0.0%	\$0.00	\$0.00	0.0%	\$0.00
2004	\$0.00	\$0.00	0.0%	\$0.00	\$0.00	0.0%	\$0.00
2005	\$0.00	\$0.00	0.0%	\$0.00	\$0.00	0.0%	\$0.00
2006	\$0.00	\$0.00	0.0%	\$0.00	\$0.00	0.0%	\$0.00
2007	\$0.00	\$0.00	0.0%	\$0.00	\$0.00	0.0%	\$0.00
2008	\$0.00	\$0.00	0.0%	\$0.00	\$0.00	0.0%	\$0.00
2009	\$0.00	\$0.00	0.0%	\$0.00	\$0.00	0.0%	\$0.00
2010	\$0.00	\$0.00	0.0%	\$0.00	\$0.00	0.0%	\$0.00
2011	\$0.00	\$0.00	0.0%	\$0.00	\$0.00	0.0%	\$0.00
2012	\$0.00	\$0.00	0.0%	\$0.00	\$0.00	0.0%	\$0.00
2013	\$0.00	\$0.00	0.0%	\$0.00	\$0.00	0.0%	\$0.00
Total	\$0.00	\$0.00	0.0%	\$0.00	\$0.00	0.0%	\$0.00



**Status of HOME Grants
 JOLIET**

IDIS - PR27

CHDO Funds (CR)

Fiscal Year	CHDO Requirement	Authorized Amount	Amount Reserved to CHDOS	% Req Rsvd	Unreserved CHDO Amount	Funds Committed to Activities	% Rsvd Cmtd	Balance to Commit	Total Disbursed	% Disb	Available to Disburse
1994	\$92,325.00	\$92,325.00	\$92,325.00	100.0%	\$0.00	\$92,325.00	100.0%	\$0.00	\$92,325.00	100.0%	\$0.00
1995	\$63,150.00	\$311,000.00	\$311,000.00	492.4%	\$0.00	\$311,000.00	100.0%	\$0.00	\$311,000.00	100.0%	\$0.00
1996	\$61,650.00	\$411,000.00	\$411,000.00	666.6%	\$0.00	\$411,000.00	100.0%	\$0.00	\$411,000.00	100.0%	\$0.00
1997	\$60,450.00	\$60,450.00	\$60,450.00	100.0%	\$0.00	\$60,450.00	100.0%	\$0.00	\$60,450.00	100.0%	\$0.00
1998	\$64,500.00	\$64,500.00	\$64,500.00	100.0%	\$0.00	\$64,500.00	100.0%	\$0.00	\$64,500.00	100.0%	\$0.00
1999	\$69,600.00	\$69,600.00	\$69,600.00	100.0%	\$0.00	\$69,600.00	100.0%	\$0.00	\$69,600.00	100.0%	\$0.00
2000	\$69,750.00	\$69,750.00	\$69,750.00	100.0%	\$0.00	\$69,750.00	100.0%	\$0.00	\$69,750.00	100.0%	\$0.00
2001	\$77,550.00	\$77,550.00	\$77,550.00	100.0%	\$0.00	\$77,550.00	100.0%	\$0.00	\$77,550.00	100.0%	\$0.00
2002	\$77,400.00	\$77,400.00	\$77,400.00	100.0%	\$0.00	\$77,400.00	100.0%	\$0.00	\$77,400.00	100.0%	\$0.00
2003	\$77,279.70	\$372,389.46	\$372,389.46	481.8%	\$0.00	\$372,389.46	100.0%	\$0.00	\$372,389.46	100.0%	\$0.00
2004	\$77,164.05	\$201,164.05	\$201,164.05	260.6%	\$0.00	\$201,164.05	100.0%	\$0.00	\$201,164.05	100.0%	\$0.00
2005	\$74,129.70	\$80,000.00	\$80,000.00	107.9%	\$0.00	\$80,000.00	100.0%	\$0.00	\$80,000.00	100.0%	\$0.00
2006	\$69,625.80	\$120,000.00	\$120,000.00	172.3%	\$0.00	\$120,000.00	100.0%	\$0.00	\$120,000.00	100.0%	\$0.00
2007	\$69,468.00	\$80,000.00	\$80,000.00	115.1%	\$0.00	\$80,000.00	100.0%	\$0.00	\$80,000.00	100.0%	\$0.00
2008	\$75,000.00	\$133,442.07	\$133,442.07	177.9%	\$0.00	\$133,442.07	100.0%	\$0.00	\$133,442.07	100.0%	\$0.00
2009	\$74,467.80	\$74,467.80	\$74,467.80	100.0%	\$0.00	\$74,467.80	100.0%	\$0.00	\$0.00	0.0%	\$74,467.80
2010	\$74,523.15	\$319,000.38	\$319,000.38	428.0%	\$0.00	\$319,000.38	100.0%	\$0.00	\$0.00	0.0%	\$319,000.38
2011	\$66,572.10	\$66,572.10	\$0.00	0.0%	\$66,572.10	\$0.00	0.0%	\$0.00	\$0.00	0.0%	\$0.00
2012	\$56,380.50	\$56,380.50	\$0.00	0.0%	\$56,380.50	\$0.00	0.0%	\$0.00	\$0.00	0.0%	\$0.00
2013	\$56,595.00	\$56,595.00	\$0.00	0.0%	\$56,595.00	\$0.00	0.0%	\$0.00	\$0.00	0.0%	\$0.00
Total	\$1,407,580.80	\$2,793,586.36	\$2,614,038.76	185.7%	\$179,547.60	\$2,614,038.76	100.0%	\$0.00	\$2,220,570.58	84.9%	\$393,468.18



**Status of HOME Grants
 JOLIET**

IDIS - PR27

CHDO Loans (CL)

Fiscal Year	Amount Authorized	Amount Reserved	Amount Committed	% Auth Cmtd	Balance to Commit	Total Disbursed	% Disb	Balance to Disburse
1994	\$9,232.50	\$0.00	\$0.00	0.0%	\$0.00	\$0.00	0.0%	\$0.00
1995	\$31,100.00	\$0.00	\$0.00	0.0%	\$0.00	\$0.00	0.0%	\$0.00
1996	\$41,100.00	\$0.00	\$0.00	0.0%	\$0.00	\$0.00	0.0%	\$0.00
1997	\$6,045.00	\$0.00	\$0.00	0.0%	\$0.00	\$0.00	0.0%	\$0.00
1998	\$6,450.00	\$0.00	\$0.00	0.0%	\$0.00	\$0.00	0.0%	\$0.00
1999	\$6,960.00	\$0.00	\$0.00	0.0%	\$0.00	\$0.00	0.0%	\$0.00
2000	\$6,975.00	\$0.00	\$0.00	0.0%	\$0.00	\$0.00	0.0%	\$0.00
2001	\$7,755.00	\$0.00	\$0.00	0.0%	\$0.00	\$0.00	0.0%	\$0.00
2002	\$7,740.00	\$0.00	\$0.00	0.0%	\$0.00	\$0.00	0.0%	\$0.00
2003	\$37,238.95	\$0.00	\$0.00	0.0%	\$0.00	\$0.00	0.0%	\$0.00
2004	\$20,116.41	\$0.00	\$0.00	0.0%	\$0.00	\$0.00	0.0%	\$0.00
2005	\$8,000.00	\$0.00	\$0.00	0.0%	\$0.00	\$0.00	0.0%	\$0.00
2006	\$12,000.00	\$0.00	\$0.00	0.0%	\$0.00	\$0.00	0.0%	\$0.00
2007	\$8,000.00	\$0.00	\$0.00	0.0%	\$0.00	\$0.00	0.0%	\$0.00
2008	\$13,344.21	\$0.00	\$0.00	0.0%	\$0.00	\$0.00	0.0%	\$0.00
2009	\$7,446.78	\$0.00	\$0.00	0.0%	\$0.00	\$0.00	0.0%	\$0.00
2010	\$31,900.04	\$0.00	\$0.00	0.0%	\$0.00	\$0.00	0.0%	\$0.00
2011	\$6,657.21	\$0.00	\$0.00	0.0%	\$0.00	\$0.00	0.0%	\$0.00
2012	\$5,638.05	\$0.00	\$0.00	0.0%	\$0.00	\$0.00	0.0%	\$0.00
2013	\$5,659.50	\$0.00	\$0.00	0.0%	\$0.00	\$0.00	0.0%	\$0.00
Total	\$279,358.64	\$0.00	\$0.00	0.0%	\$0.00	\$0.00	0.0%	\$0.00



**Status of HOME Grants
 JOLIET**

IDIS - PR27

CHDO Capacity (CC)

Fiscal Year	Authorized Amount	Amount Reserved	Amount Committed	% Auth Cmtd	Balance to Commit	Total Disbursed	% Disb	Balance to Disburse
1994	\$0.00	\$0.00	\$0.00	0.0%	\$0.00	\$0.00	0.0%	\$0.00
1995	\$0.00	\$0.00	\$0.00	0.0%	\$0.00	\$0.00	0.0%	\$0.00
1996	\$0.00	\$0.00	\$0.00	0.0%	\$0.00	\$0.00	0.0%	\$0.00
1997	\$0.00	\$0.00	\$0.00	0.0%	\$0.00	\$0.00	0.0%	\$0.00
1998	\$0.00	\$0.00	\$0.00	0.0%	\$0.00	\$0.00	0.0%	\$0.00
1999	\$0.00	\$0.00	\$0.00	0.0%	\$0.00	\$0.00	0.0%	\$0.00
2000	\$0.00	\$0.00	\$0.00	0.0%	\$0.00	\$0.00	0.0%	\$0.00
2001	\$0.00	\$0.00	\$0.00	0.0%	\$0.00	\$0.00	0.0%	\$0.00
2002	\$0.00	\$0.00	\$0.00	0.0%	\$0.00	\$0.00	0.0%	\$0.00
2003	\$0.00	\$0.00	\$0.00	0.0%	\$0.00	\$0.00	0.0%	\$0.00
2004	\$0.00	\$0.00	\$0.00	0.0%	\$0.00	\$0.00	0.0%	\$0.00
2005	\$0.00	\$0.00	\$0.00	0.0%	\$0.00	\$0.00	0.0%	\$0.00
2006	\$0.00	\$0.00	\$0.00	0.0%	\$0.00	\$0.00	0.0%	\$0.00
2007	\$0.00	\$0.00	\$0.00	0.0%	\$0.00	\$0.00	0.0%	\$0.00
2008	\$0.00	\$0.00	\$0.00	0.0%	\$0.00	\$0.00	0.0%	\$0.00
2009	\$0.00	\$0.00	\$0.00	0.0%	\$0.00	\$0.00	0.0%	\$0.00
2010	\$0.00	\$0.00	\$0.00	0.0%	\$0.00	\$0.00	0.0%	\$0.00
2011	\$0.00	\$0.00	\$0.00	0.0%	\$0.00	\$0.00	0.0%	\$0.00
2012	\$0.00	\$0.00	\$0.00	0.0%	\$0.00	\$0.00	0.0%	\$0.00
2013	\$0.00	\$0.00	\$0.00	0.0%	\$0.00	\$0.00	0.0%	\$0.00
Total	\$0.00	\$0.00	\$0.00	0.0%	\$0.00	\$0.00	0.0%	\$0.00



Status of HOME Grants
 JOLIET

IDIS - PR27

Reservations to State Recipients and Sub-recipients (SU)

Fiscal Year	Amount Reserved to Other Entities	Amount Committed	% Rsvd Cmtd	Balance to Commit	Total Disbursed	% Disb	Available to Disburse
1994	\$0.00	\$0.00	0.0%	\$0.00	\$0.00	0.0%	\$0.00
1995	\$0.00	\$0.00	0.0%	\$0.00	\$0.00	0.0%	\$0.00
1996	\$0.00	\$0.00	0.0%	\$0.00	\$0.00	0.0%	\$0.00
1997	\$0.00	\$0.00	0.0%	\$0.00	\$0.00	0.0%	\$0.00
1998	\$0.00	\$0.00	0.0%	\$0.00	\$0.00	0.0%	\$0.00
1999	\$0.00	\$0.00	0.0%	\$0.00	\$0.00	0.0%	\$0.00
2000	\$0.00	\$0.00	0.0%	\$0.00	\$0.00	0.0%	\$0.00
2001	\$0.00	\$0.00	0.0%	\$0.00	\$0.00	0.0%	\$0.00
2002	\$0.00	\$0.00	0.0%	\$0.00	\$0.00	0.0%	\$0.00
2003	\$0.00	\$0.00	0.0%	\$0.00	\$0.00	0.0%	\$0.00
2004	\$0.00	\$0.00	0.0%	\$0.00	\$0.00	0.0%	\$0.00
2005	\$0.00	\$0.00	0.0%	\$0.00	\$0.00	0.0%	\$0.00
2006	\$0.00	\$0.00	0.0%	\$0.00	\$0.00	0.0%	\$0.00
2007	\$0.00	\$0.00	0.0%	\$0.00	\$0.00	0.0%	\$0.00
2008	\$0.00	\$0.00	0.0%	\$0.00	\$0.00	0.0%	\$0.00
2009	\$0.00	\$0.00	0.0%	\$0.00	\$0.00	0.0%	\$0.00
2010	\$0.00	\$0.00	0.0%	\$0.00	\$0.00	0.0%	\$0.00
2011	\$0.00	\$0.00	0.0%	\$0.00	\$0.00	0.0%	\$0.00
2012	\$0.00	\$0.00	0.0%	\$0.00	\$0.00	0.0%	\$0.00
2013	\$0.00	\$0.00	0.0%	\$0.00	\$0.00	0.0%	\$0.00
Total	\$0.00	\$0.00	0.0%	\$0.00	\$0.00	0.0%	\$0.00



**Status of HOME Grants
 JOLIET**

IDIS - PR27

Total Program Funds

(A) Fiscal Year	(B) Total Authorization	(C) Program Income Amount	(D) Committed Amount	(E) Net Disbursed for Activities	(F) Net Disbursed for Admin/OP	(G) Net Disbursed	(H) Disbursed Pending Approval	(I) Total Disbursed	(J) Available to Disburse
1994	\$615,500.00	\$0.00	\$615,500.00	\$615,500.00	\$0.00	\$615,500.00	\$0.00	\$615,500.00	\$0.00
1995	\$421,000.00	\$0.00	\$421,000.00	\$421,000.00	\$0.00	\$421,000.00	\$0.00	\$421,000.00	\$0.00
1996	\$411,000.00	\$0.00	\$411,000.00	\$411,000.00	\$0.00	\$411,000.00	\$0.00	\$411,000.00	\$0.00
1997	\$403,000.00	\$0.00	\$403,000.00	\$403,000.00	\$0.00	\$403,000.00	\$0.00	\$403,000.00	\$0.00
1998	\$430,000.00	\$0.00	\$430,000.00	\$430,000.00	\$0.00	\$430,000.00	\$0.00	\$430,000.00	\$0.00
1999	\$464,000.00	\$0.00	\$417,600.00	\$417,600.00	\$46,400.00	\$464,000.00	\$0.00	\$464,000.00	\$0.00
2000	\$466,000.00	\$0.00	\$419,500.00	\$419,500.00	\$46,500.00	\$466,000.00	\$0.00	\$466,000.00	\$0.00
2001	\$517,000.00	\$0.00	\$465,300.00	\$465,300.00	\$51,700.00	\$517,000.00	\$0.00	\$517,000.00	\$0.00
2002	\$516,000.00	\$0.00	\$464,400.00	\$464,400.00	\$51,600.00	\$516,000.00	\$0.00	\$516,000.00	\$0.00
2003	\$515,198.00	\$0.00	\$463,678.20	\$463,678.20	\$51,519.80	\$515,198.00	\$0.00	\$515,198.00	\$0.00
2004	\$514,427.00	\$0.00	\$462,984.30	\$462,984.30	\$51,442.70	\$514,427.00	\$0.00	\$514,427.00	\$0.00
2005	\$494,198.00	\$0.00	\$444,778.20	\$444,778.20	\$49,419.80	\$494,198.00	\$0.00	\$494,198.00	\$0.00
2006	\$464,172.00	\$0.00	\$417,754.80	\$417,754.80	\$46,417.20	\$464,172.00	\$0.00	\$464,172.00	\$0.00
2007	\$463,120.00	\$0.00	\$416,808.00	\$416,808.00	\$46,312.00	\$463,120.00	\$0.00	\$463,120.00	\$0.00
2008	\$445,197.00	\$36,000.00	\$436,677.30	\$436,677.30	\$44,519.70	\$481,197.00	\$0.00	\$481,197.00	\$0.00
2009	\$496,452.00	\$0.00	\$446,806.80	\$372,339.00	\$49,645.20	\$421,984.20	\$0.00	\$421,984.20	\$74,467.80
2010	\$496,821.00	\$0.00	\$447,138.90	\$128,138.52	\$49,682.10	\$177,820.62	\$0.00	\$177,820.62	\$319,000.38
2011	\$443,814.00	\$0.00	\$0.00	\$0.00	\$0.00	\$0.00	\$0.00	\$0.00	\$443,814.00
2012	\$375,870.00	\$0.00	\$0.00	\$0.00	\$0.00	\$0.00	\$0.00	\$0.00	\$375,870.00
2013	\$377,300.00	\$0.00	\$0.00	\$0.00	\$0.00	\$0.00	\$0.00	\$0.00	\$377,300.00
Total	\$9,330,069.00	\$36,000.00	\$7,583,926.50	\$7,190,458.32	\$585,158.50	\$7,775,616.82	\$0.00	\$7,775,616.82	\$1,590,452.18



Status of HOME Grants
 JOLIET

IDIS - PR27

Total Program Percent

(A) Fiscal Year	(B) Total Authorization	(C) Program Income Amount	(D) % Committed for Activities	(E) % Disb for Activities	(F) % Disb for Admin/OP	(G) % Net Disbursed	(H) % Disbursed Pending Approval	(I) % Total Disbursed	(J) % Available to Disburse
1994	\$615,500.00	\$0.00	100.0%	100.0%	0.0%	100.0%	0.0%	100.0%	0.0%
1995	\$421,000.00	\$0.00	100.0%	100.0%	0.0%	100.0%	0.0%	100.0%	0.0%
1996	\$411,000.00	\$0.00	100.0%	100.0%	0.0%	100.0%	0.0%	100.0%	0.0%
1997	\$403,000.00	\$0.00	100.0%	100.0%	0.0%	100.0%	0.0%	100.0%	0.0%
1998	\$430,000.00	\$0.00	100.0%	100.0%	0.0%	100.0%	0.0%	100.0%	0.0%
1999	\$464,000.00	\$0.00	90.0%	90.0%	10.0%	100.0%	0.0%	100.0%	0.0%
2000	\$466,000.00	\$0.00	90.0%	90.0%	9.9%	100.0%	0.0%	100.0%	0.0%
2001	\$517,000.00	\$0.00	90.0%	90.0%	10.0%	100.0%	0.0%	100.0%	0.0%
2002	\$516,000.00	\$0.00	90.0%	90.0%	10.0%	100.0%	0.0%	100.0%	0.0%
2003	\$515,198.00	\$0.00	90.0%	90.0%	10.0%	100.0%	0.0%	100.0%	0.0%
2004	\$514,427.00	\$0.00	90.0%	90.0%	9.9%	100.0%	0.0%	100.0%	0.0%
2005	\$494,198.00	\$0.00	90.0%	90.0%	10.0%	100.0%	0.0%	100.0%	0.0%
2006	\$464,172.00	\$0.00	90.0%	90.0%	9.9%	100.0%	0.0%	100.0%	0.0%
2007	\$463,120.00	\$0.00	90.0%	90.0%	10.0%	100.0%	0.0%	100.0%	0.0%
2008	\$445,197.00	\$36,000.00	98.0%	90.7%	9.2%	100.0%	0.0%	100.0%	0.0%
2009	\$496,452.00	\$0.00	90.0%	75.0%	9.9%	85.0%	0.0%	85.0%	14.9%
2010	\$496,821.00	\$0.00	90.0%	25.7%	9.9%	35.7%	0.0%	35.7%	64.2%
2011	\$443,814.00	\$0.00	0.0%	0.0%	0.0%	0.0%	0.0%	0.0%	100.0%
2012	\$375,870.00	\$0.00	0.0%	0.0%	0.0%	0.0%	0.0%	0.0%	100.0%
2013	\$377,300.00	\$0.00	0.0%	0.0%	0.0%	0.0%	0.0%	0.0%	100.0%
Total	\$9,330,069.00	\$36,000.00	81.2%	76.7%	6.2%	83.0%	0.0%	83.0%	16.9%

APPENDIX L: PR33 HOME MATCHING LIABILITY REPORT

U.S. Department of Housing and Urban Development
 Office of Community Planning and Development
 Integrated Disbursement and Information System
 Home Matching Liability Report

JOLIET, IL

Fiscal Year	Match Percent	Total Disbursements	Disbursements Requiring Match	Match Liability Amount
1997	25.0%	\$657,452.46	\$657,452.46	\$164,363.11
1998	25.0%	\$252,339.02	\$252,339.02	\$63,084.75
1999	25.0%	\$132,590.00	\$132,590.00	\$33,147.50
2000	25.0%	\$329,116.40	\$329,116.40	\$82,279.10
2001	25.0%	\$265,846.75	\$265,846.75	\$66,461.68
2002	25.0%	\$1,241,859.00	\$1,241,859.00	\$310,464.75
2003	25.0%	\$357,310.00	\$161,110.00	\$40,277.50
2004	25.0%	\$250,120.58	\$250,120.58	\$62,530.14
2005	25.0%	\$499,442.50	\$396,500.00	\$99,125.00
2006	25.0%	\$314,857.00	\$219,000.00	\$54,750.00
2007	25.0%	\$200,000.00	\$200,000.00	\$50,000.00
2008	25.0%	\$1,837,631.60	\$1,746,799.90	\$436,699.97
2009	25.0%	\$153,950.10	\$153,950.10	\$38,487.52
2010	25.0%	\$124,645.20	\$75,000.00	\$18,750.00
2011	25.0%	\$109,682.10	\$60,000.00	\$15,000.00
2012	25.0%	\$341,413.51	\$341,413.51	\$85,353.37
2013	25.0%	\$128,586.49	\$128,586.49	\$32,146.62

APPENDIX M: PR83 CDBG PERFORMANCE MEASURES REPORT

Public Facilities and Infrastructure

	Create Suitable Living			Provide Decent Housing			Create Economic Opportunities			Total
	Access	Afford	Sustain	Access	Afford	Sustain	Access	Afford	Sustain	

Number of Persons Assisted										
with new access to a facility	0	0	0	0	0	0	0	0	0	0
with improved access to a facility	0	0	0	0	0	0	0	0	0	0
with access to a facility that is no longer substandard	0	0	0	0	0	0	0	0	0	0
Totals :	0	0	0	0	0	0	0	0	0	0

Number of Households Assisted										
with new access to a facility	0	0	0	0	0	0	0	0	0	0
with improved access to a facility	0	0	0	0	0	0	0	0	0	0
with access to a facility that is no longer substandard	0	0	0	0	0	0	0	0	0	0
Totals :	0	0	0	0	0	0	0	0	0	0

Public Services

	Create Suitable Living			Provide Decent Housing			Create Economic Opportunities			Total
	Access	Afford	Sustain	Access	Afford	Sustain	Access	Afford	Sustain	

Number of Persons Assisted										
with new (or continuing) access to a service	0	0	0	0	0	0	0	0	0	0
with improved (or continuing) access to a service	0	0	0	0	0	0	0	0	0	0
with new access to a service that is no longer substandard	0	0	0	0	0	0	0	0	0	0
Totals :	0	0	0	0	0	0	0	0	0	0

Rehabilitation of Rental Housing

	Create Suitable Living			Provide Decent Housing			Create Economic Opportunities			Total
	Access	Afford	Sustain	Access	Afford	Sustain	Access	Afford	Sustain	
Total LMH* units	0	0	0	0	0	0	0	0	0	0
Total SB*, URG units	0	0	0	0	0	0	0	0	0	0
Of Total, Number of Units Made 504 accessible	0	0	0	0	0	0	0	0	0	0
Brought from substandard to standard condition	0	0	0	0	0	0	0	0	0	0
Created through conversion of non-residential to residential buildings	0	0	0	0	0	0	0	0	0	0
Qualified as Energy Star	0	0	0	0	0	0	0	0	0	0
Brought to lead safety compliance	0	0	0	0	0	0	0	0	0	0
Affordable	0	0	0	0	0	0	0	0	0	0
Of Affordable Units										
Number subsidized by another federal, state, local program	0	0	0	0	0	0	0	0	0	0
Number occupied by elderly	0	0	0	0	0	0	0	0	0	0
Number of years of affordability	0	0	0	0	0	0	0	0	0	0
Average number of years of affordability per unit	0	0	0	0	0	0	0	0	0	0
Number designated for persons with HIV/AIDS	0	0	0	0	0	0	0	0	0	0

Owner Occupied Housing Rehabilitation

	Create Suitable Living			Provide Decent Housing			Create Economic Opportunities			Total
	Access	Afford	Sustain	Access	Afford	Sustain	Access	Afford	Sustain	
Total LMH* units	0	0	0	0	0	0	0	0	0	0
Total SB*, URG units	0	0	0	0	0	0	0	0	0	0
Of Total, Number of Units Occupied by elderly	0	0	0	0	0	0	0	0	0	0
Brought from substandard to standard condition	0	0	0	0	0	0	0	0	0	0
Qualified as Energy Star	0	0	0	0	0	0	0	0	0	0
Brought to lead safety compliance	0	0	0	0	0	0	0	0	0	0
Made accessible	0	0	0	0	0	0	0	0	0	0

Homebuyer Assistance

	Create Suitable Living			Provide Decent Housing			Create Economic Opportunities			Total
	Access	Afford	Sustain	Access	Afford	Sustain	Access	Afford	Sustain	
Total Households Assisted	0	0	0	0	0	0	0	0	0	0
Of Total:										
Number of first-time homebuyers	0	0	0	0	0	0	0	0	0	0
Of those, number receiving housing counseling	0	0	0	0	0	0	0	0	0	0
Number of households receiving downpayment/closing costs assistance	0	0	0	0	0	0	0	0	0	0

**APPENDIX N: PR84 CDBG STRATEGY AREA, CDFI & LOCAL TARGET AREA
REPORT**

IDIS - PR84

U.S. Department of Housing and Urban Development
Office of Community Planning and Development
Integrated Disbursement and Information System
CDBG Strategy Area, CFDI, and Local Target Area Report
JOLIET,IL
Program Year 2013

DATE: 03-28-14
TIME: 16:28
PAGE: 1

Totals for all Areas

Number of new businesses assisted	0
Number of existing businesses assisted	0
Number of jobs created or retained in area	0
Amount of funds leveraged	0
Number of LMI persons assisted	
By direct benefit activities	0
By area benefit activities	0
Number of LMI households assisted	0
Number of acres of brownfields remediated	0
Number with new access to public facilities/improvements	0
Number of business facades/buildings rehabilitated	0
Slum/blight demolition	0

APPENDIX O: PR85 CDBG & HOME HOUSING PERFORMANCE REPORT

IDIS - PR85

U.S. Department of Housing and Urban Development
 Office of Community Planning and Development
 Integrated Disbursement and Information System
 Rental , Homebuyer , Homeowner Rehab, TBRA
 Housing Performance Report - JOLIET , IL

Date: 03-28-14
 Time: 16:23
 Page: 1

Program Rental , Homebuyer , Homeowner Rehab, TBRA
 Date Range 12/31/2013

Objectives	Availability / Accessibility		Outcomes Affordability		Sustainability		Total by Objective		# of Total Units Brought to Property Standard		Of the Total Units, the # occupied by Households <= 80% AMI	
	Units	\$	Units	\$	Units	\$	Units	\$	Units	\$	Units	\$
Suitable Living	0	0.00	0	0.00	0	0.00	0	0.00	0	0.00	0	0.00
Decent Housing	0	0.00	0	0.00	0	0.00	0	0.00	0	0.00	0	0.00
Economic Opportunity	0	0.00	0	0.00	0	0.00	0	0.00	0	0.00	0	0.00
Total by Outcome	0	0.00	0	0.00	0	0.00	0	0.00	0	0.00	0	0.00

IDIS - PR85

U.S. Department of Housing and Urban Development
 Office of Community Planning and Development
 Integrated Disbursement and Information System
 Rental , Homebuyer , Homeowner Rehab, TBRA
 Housing Performance Report - JOLIET , IL

Date: 03-28-14
 Time: 16:26
 Page: 1

Program Rental , Homebuyer , Homeowner Rehab, TBRA
 Date Range 12/31/2013
 Home Tenure Type 1/1/2013

Objectives	Availability / Accessibility		Outcomes Affordability		Sustainability		Total by Objective		# of Total Units Brought to Property Standard		Of the Total Units, the # occupied by Households <= 80% AMI		
	Units	\$	Units	\$	Units	\$	Units	\$	Units	\$	Units	\$	
Suitable Living	0	0.00	0	0.00	0	0.00	0	0.00	0.00	0	0.00	0	0.00
Decent Housing	0	0.00	0	0.00	0	0.00	0	0.00	0.00	0	0.00	0	0.00
Economic Opportunity	0	0.00	0	0.00	0	0.00	0	0.00	0.00	0	0.00	0	0.00
Total by Outcome	0	0.00	0	0.00	0	0.00	0	0.00	0.00	0	0.00	0	0.00