


**OFFICE OF THE CITY MANAGER
DAVID A HALES
CITY MANAGER
PHONE: 815/724-3720
FAX: 815/724-3737**

dhales@jolietycity.org




**150 WEST JEFFERSON STREET
JOLIET, ILLINOIS 60432-4158**

April 6, 2018

TO: Mayor and City Council
FROM: David A. Hales, City Manager
SUBJECT: 2017 Annual City Collector's Report


Attached for your information is a copy of the annual City Collector's Report which is required to be filed with the City Clerk between the first and tenth of April each year. The report is a statement of all funds deposited by the City during the year. The report is available for inspection in pamphlet form in the City Clerk's Office and will be advertised in the Herald News as such. The report is also part of the annual Treasurer's Report which is due to be approved by the City Council and published by July 1st of each year. There is no formal Council action needed at this time on the City Collector's Report.

Respectfully submitted,



David A. Hales
City Manager

CONCURRENCE:



James Ghedotte
Director of Finance
City Treasurer

DAH:JG:smh

Attachment

THE CITY CLERK, CITY OF JOLIET, ILLINOIS

Pursuant to Section 2-159 of the Joliet City Code of 1970 directing the City Collector to file an annual report with the City Clerk between the first and tenth day of April, a statement of all monies collected by her during the year, the particular Warrant and Special Assessment of Accounts on which collected, and the remaining uncollected balance at the time of the returns, on all warrants which she shall have returned during the preceding Fiscal Year, to the City Clerk.

The report for the period January 1, 2017 to December 31, 2017 is submitted:

<u>Receipts Summary</u>	<u>Amount</u>
Ambulance Fee	\$ 5,379,033
Amusement Tax	\$ 115,480
Automobile Rental Tax	\$ 41,417
Building Permits	\$ 2,404,401
Business District Tax	\$ 120,749
Cable Franchise Tax	\$ 1,981,265
Cable TV PEG Fees	\$ 176,089
Cashier Over/Short	\$ 725
Contractor License	\$ 100
Contributions - Private	\$ 39,000
Damage to Property	\$ 30,405
Demolition Assessment	\$ 48,983
Donations	\$ 23,901
Electricity Tax	\$ 2,840,559
Federal Forfeiture Funds	\$ 3,266
Federal Grants	\$ 5,558,192
Fines - Dog Violations	\$ 250
Fines / Fees Miscellaneous	\$ 1,810,881
Food & Beverage Tax	\$ 3,077,735
Gaming Admissions Tax	\$ 2,455,899
Gaming Wagering Tax	\$ 15,311,293
Gasoline Privilege Tax	\$ 672,389
General License	\$ 252,126
Grants Project Income	\$ 624,318
Home Rule Sales Tax	\$ 24,815,548
Hotel/Motel Tax	\$ 2,462,156
HR - Cobra Premium	\$ 3,413
HR - Employee Health Premium	\$ 959,450
HR - Medicare RDS Payments	\$ 266,281
HR - PA 95 Dependent Premium	\$ 45,071
HR - Retiree Health Premium	\$ 523,062
HR - Section 125 Plan (FSA)	\$ 279,907
IEPA Loans	\$ 29,144,126
IL Income Taxes	\$ 13,495,869
Interest	\$ 415,042
Landfill Dumping Allowance	\$ 71,522
Landfill Tipping Fees	\$ 145,000
Liquor License	\$ 487,518
Miscellaneous Income	\$ 1,413,381
Motor Fuel Tax	\$ 4,023,903
Municipal Waste	\$ 12,743,737
Municipal Waste-Penalty	\$ 89,245
Natural Gas Tax	\$ 967,641
Natural Gas Third Party Tax	\$ 425,604
Other Permits	\$ 45,896
Out of State Use Tax	\$ 3,859,344
Pari-Mutuel Tax	\$ 111,870
Performance Bond Proceeds	\$ 10

Pmt in Lieu of Taxes - PILOT	\$	141,658
Prop Taxes - Current	\$	36,890,466
Public Safety Service Fee	\$	2,218,523
Real Estate Transfer Tax	\$	2,405,766
Reimb - Fuel Purchase	\$	113,013
Reimb - Intergovernmental	\$	2,956,769
Remote Installation Fee	\$	720
Rent	\$	1,348,222
Replacement Taxes	\$	2,530,038
Restricted Use Fines	\$	81,127
Royalties	\$	6,330
Sale of Capital Assets	\$	250
Senior Citizen Discount	\$	(300,350)
Service Charge - Misc	\$	139,885
Settlements	\$	500
Sewer Daily Charge	\$	2,261,426
Sewer ESTP Surcharge	\$	58,450
Sewer Penalty	\$	482,772
Sewer Separation	\$	3,915,489
Sewer Surcharge	\$	771,404
Sewer Surcharge Tap on	\$	686,910
Sewer Unmeasured	\$	209,181
Sewer Volume	\$	16,877,847
Special Assessments	\$	109,872
Special Assignment Fee	\$	1,413,524
State Forfeiture Funds	\$	117,628
State Grants	\$	10,345,840
State Sales Tax	\$	22,238,236
Telecommunications Tax	\$	3,189,163
Telephone Franchise Tax	\$	75,062
Titled/Registration Tax	\$	152,133
UB Clearing	\$	(445,117)
Video Gaming Tax	\$	726,243
Water Daily Charge	\$	2,155,021
Water Penalty	\$	445,484
Water Sales of Meters	\$	227,045
Water Tap on Fees	\$	1,180,648
Water Turn on Fee	\$	141,570
Water Volume	\$	<u>15,253,700</u>
Total Receipts	\$	<u>270,885,500</u>

Receipts by Fund
As of December 31, 2017

GENERAL	
Ambulance Fee	5,379,033
Amusement Tax	115,480
Automobile Rental Tax	41,417
Building Permits	2,404,401
Cable Franchise Tax	1,981,265
Cable TV PEG Fees	176,089
Cashier Over/Short	(16)
Contractor License	100
Contributions - Private	25,000
Damage to Property	30,405
Demolition Assessment	48,683
Donations	503
Electricity Tax	2,840,559
Federal Grants	242,095
Fines - Dog Violations	250
Fines / Fees Miscellaneous	1,619,190
Food & Beverage Tax	3,077,735
Gaming Admissions Tax	2,455,899
Gaming Wagering Tax	15,311,293
Gasoline Privilege Tax	672,389
General License	252,126
Home Rule Sales Tax	24,815,548
Hotel/Motel Tax	2,462,156
HR - Cobra Premium	3,413
HR - Employee Health Premium	959,450
HR - Medicare RDS Payments	266,281
HR - PA 95 Dependent Premium	45,071
HR - Retiree Health Premium	523,062
HR - Section 125 Plan (FSA)	279,907
IL Income Taxes	13,495,869
Interest	140,660
Landfill Dumping Allowance	71,522
Landfill Tipping Fees	145,000
Liquor License	487,518
Miscellaneous Income	684,532
Municipal Waste	12,752,678
Municipal Waste-Penalty	89,245
Natural Gas Tax	967,641
Natural Gas Third Party Tax	425,604
Other Permits	45,896
Out of State Use Tax	3,859,344
Pari-Mutuel Tax	111,870
Pmt in Lieu of Taxes - PILOT	141,658
Prop Taxes - Current	6,875,869
Public Safety Service Fee	2,218,523
Real Estate Transfer Tax	2,405,766
Reimb - Fuel Purchase	113,013
Reimb - Intergovernmental	848,969
Rent	264,519
Replacement Taxes	2,530,038
Royalties	6,330
Sale of Capital Assets	250
Service Charge - Misc	78,839
Settlements	500
Special Assignment Fee	1,413,524
State Grants	28,708
State Sales Tax	22,238,236
Telecommunications Tax	3,189,163
Telephone Franchise Tax	75,062
Titled/Registration Tax	152,133
Video Gaming Tax	726,243
GENERAL Total	142,613,504

MOTOR FUEL	
Federal Grants	60,569
Interest	45,868
Motor Fuel Tax	4,023,903
MOTOR FUEL Total	4,130,339

BLOCK GRANT	
Demolition Assessment	300
Federal Grants	3,864,322
Miscellaneous Income	261
BLOCK GRANT Total	3,864,883

GRANTS & SPECIAL REVENUE	
Federal Grants	1,391,206
Grants Project Income	624,318
Interest	5,390
Reimb - Intergovernmental	2,107,800
State Grants	9,752,282
GRANTS & SPECIAL REVENUE Total	13,880,996

GRANTS & SPECIAL REVENUE REVOLVING	
Donations	23,398
Federal Forfeiture Funds	3,266
Fines / Fees Miscellaneous	121,600
Interest	7,709
Restricted Use Fines	81,127
State Forfeiture Funds	117,628
GRANTS & SPECIAL REVENUE REVOLVING Total	354,729

SPECIAL SERVICE AREA	
Interest	94
Prop Taxes - Current	570,909
Special Assessments	109,872
SPECIAL SERVICE AREA Total	680,874

BUSINESS DISTRICT TAX	
Business District Tax	120,749
Interest	1,845
BUSINESS DISTRICT TAX Total	122,594

TAX INCREMENT FINANCING #2	
Interest	177
Prop Taxes - Current	574,729
TAX INCREMENT FINANCING #2 Total	574,907

TAX INCREMENT FINANCING #3	
Interest	15
Prop Taxes - Current	88,384
TAX INCREMENT FINANCING #3 Total	88,399

CAPITAL IMPROVEMENT	
Interest	24,940
CAPITAL IMPROVEMENT Total	24,940

Receipts by Fund
As of December 31, 2017

PERFORMANCE BOND	
Interest	36,385
Performance Bond Proceeds	10
PERFORMANCE BOND Total	36,395

GENERAL DEBT SERVICE	
Interest	252
Prop Taxes - Current	1,591,330
GENERAL DEBT SERVICE Total	1,591,581

WATER & SEWER	
Cashier Over/Short	704
Fines / Fees Miscellaneous	3,393
Interest	147,188
Miscellaneous Income	726,948
Municipal Waste	(8,941)
Remote Installation Fee	720
Rent	240,622
Senior Citizen Discount	(300,350)
Service Charge - Misc	61,046
Sewer Daily Charge	2,261,426
Sewer ESTP Surcharge	58,450
Sewer Penalty	482,772
Sewer Separation	3,915,489
Sewer Surcharge	771,404
Sewer Surcharge Tap on	686,910
Sewer Unmeasured	209,181
Sewer Volume	16,877,847
UB Clearing	(445,117)
Water Daily Charge	2,155,021
Water Penalty	445,484
Water Sales of Meters	227,045
Water Tap on Fees	1,180,648
Water Turn on Fee	141,570
Water Volume	15,253,700
WATER & SEWER Total	45,093,161

WATER & SEWER IMPROVEMENT	
Interest	(73)
State Grants	564,851
WATER & SEWER IMPROVEMENT Total	564,778

IEPA LOANS - CSO TUNNEL	
IEPA Loans	631,287
IEPA LOANS - CSO TUNNEL Total	631,287

IEPA LOANS - RT 6	
IEPA Loans	548,587
IEPA LOANS - RT 6 Total	548,587

IEPA LOANS - ESWWTP	
Contributions - Private	14,000
IEPA Loans	908,614
IEPA LOANS - ESWWTP Total	922,614

IEPA LOANS - WET WEATHER TREATMENT	
IEPA Loans	12,438,722
IEPA LOANS - WET WEATHER TREATMENT Total	12,438,722

IEPA LOANS - AUX SABLE & WSTP	
IEPA Loans	5,683,981
IEPA LOANS - AUX SABLE & WSTP Total	5,683,981

IEPA LOANS - SANITARY SEWER	
IEPA Loans	3,514,917
IEPA LOANS - SANITARY SEWER Total	3,514,917

IEPA LOANS - WATERMAIN REHAB	
IEPA Loans	5,418,018
IEPA LOANS - WATERMAIN REHAB Total	5,418,018

PARKING OPERATIONS FUND	
Cashier Over/Short	38
Fines / Fees Miscellaneous	66,697
Interest	435
Miscellaneous Income	1,640
Rent	843,081
PARKING OPERATIONS FUND Total	911,891

POLICE PENSION FUND	
Interest	2,260
Prop Taxes - Current	14,777,621
POLICE PENSION FUND Total	14,779,880

FIRE PENSION FUND	
Interest	1,898
Prop Taxes - Current	12,411,625
FIRE PENSION FUND Total	12,413,523

TOTAL ALL FUNDS	<u>270,885,500</u>
------------------------	---------------------------

Accounts Receivable Summary
as of December 31, 2017

<u>Accounts Receivable Summary</u>	<u>Amount</u>
Accounts Billed	4,413,906
Business License	55,706
Dog Violations	870
Fines/Fees Misc	13,553
Intgov Grants	4,242,350
Intgov Taxes	18,289,362
Investmnt Interest	8,384
Liquor License	58,332
Misc Other	77,180
Other Taxes	2,022,516
Property Owner Imprvmnt	11,162
Property Tax	36,569,248
Public Sfty Srv Fee	518,708
Rent	172,925
Total Accounts Receivable	<u>66,454,201</u>

ACCOUNTS RECEIVABLE BY FUND
as of December 31, 2017

GENERAL	
Accounts Billed	1,411,601
Accts Billed Allow Uncoll	(300,089)
Business License	55,706
Dog Violations	870
Fines/Fees Misc	13,553
Intgov Grants	339,254
Intgov Taxes	17,483,382
Liquor License	58,332
Misc Other	38,994
Other Taxes	2,022,516
POI Allowance Uncollect	(31,653)
Prop Tax Allow Uncoll	(102,224)
Property Owner Imprvmnt	42,815
Property Tax	6,814,908
Public Sfty Srv Fee	518,708
Rent	172,925
GENERAL Total	28,539,598

MOTOR FUEL	
Intgov Taxes	774,515
Investmnt Interest	3,155
MOTOR FUEL Total	777,670

GRANTS & SPECIAL REVENUE	
Intgov Grants	615,469
GRANTS & SPECIAL REVENUE Total	615,469

SPECIAL SERVICE AREA	
Accounts Billed	160,900
Accts Billed Allow Uncoll	(147,886)
Prop Tax Allow Uncoll	(9,623)
Property Tax	641,540
SPECIAL SERVICE AREA Total	644,931

BUSINESS DISTRICT TAX	
Intgov Taxes	31,464
BUSINESS DISTRICT TAX Total	31,464

TAX INCREMENT FINANCING #2	
Prop Tax Allow Uncoll	(9,000)
Property Tax	600,000
TAX INCREMENT FINANCING #2 Total	591,000

TAX INCREMENT FINANCING #3	
Prop Tax Allow Uncoll	(1,050)
Property Tax	70,000
TAX INCREMENT FINANCING #3 Total	68,950

CAPITAL IMPROVEMENT	
Investmnt Interest	4,757
CAPITAL IMPROVEMENT Total	4,757

GENERAL DEBT SERVICE	
Prop Tax Allow Uncoll	(24,785)
Property Tax	1,652,325
GENERAL DEBT SERVICE Total	1,627,540

WATER & SEWER OPERATING FUND	
Accounts Billed	3,984,131
Accts Billed Allow Uncoll	(697,250)
Misc Other	38,187
WATER & SEWER OPERATING FUND Total	3,325,067

WATER & SEWER IMPROVEMENT	
Investmnt Interest	472
WATER & SEWER IMPROVEMENT Total	472

IEPA LOANS - WET WEATHER TREATMENT	
Intgov Grants	1,968,598
IEPA LOANS - WET WEATHER TREATMENT Total	1,968,598

IEPA LOANS - AUX SABLE & WSTP	
Intgov Grants	621,439
IEPA LOANS - AUX SABLE & WSTP Total	621,439

IEPA LOANS - SANITARY SEWER REHAB	
Intgov Grants	599,459
IEPA LOANS - SANITARY SEWER REHAB Total	599,459

IEPA LOANS WATERMAIN REHAB	
Intgov Grants	98,131
IEPA LOANS WATERMAIN REHAB Total	98,131

PARKING OPERATING FUND	
Accounts Billed	2,500
PARKING OPERATING FUND Total	2,500

POLICE PENSION FUND	
Prop Tax Allow Uncoll	(222,959)
Property Tax	14,863,906
POLICE PENSION FUND Total	14,640,947

FIRE PENSION FUND	
Prop Tax Allow Uncoll	(187,252)
Property Tax	12,483,462
FIRE PENSION FUND Total	12,296,210

TOTAL ALL FUNDS 66,454,201

Details supporting this report are available in the City Collector's Office

Dated at Joliet, Illinois, this 10th day of April, AD,
2018.

Susan Hutten
Prepared by: Susan Hutten
City of Joliet Accountant

CONCURRENCE:

James Ghedotte
JAMES GHEDOTTE
Director of Finance
City Treasurer

I, CHRISTA DESIDERIO, Clerk of the City of Joliet, do hereby declare that I have caused this report to be published in pamphlet form this _____ day of _____ 2018.

Christa Desiderio
City Clerk