

V. Appendices

I. Methodology & Sources

I-1. Stakeholders Interviewed	I-1
I-2. Community Meeting Comments	I-4
I-3. Bibliography of Studies and Sources	I-40

II. Key Findings Sections*

A. Housing

A-1. Joliet 4 th and 5 th District Quality of Life Survey	A-1
---	-----

B. Recreation

B-1. Demographic and Park Needs Summary	B-1
B-2. Park Facilities Summary	B-5
B-3. Recreation Program Summary	B-11
B-4. Park District Facility Usage Statistics.....	B-12
B-5. Parks Survey Report	B-14

C. Transportation

C-1. Current and Proposed Pace Bus Routes.....	C-1
C-2. Area Businesses Employing More Than 100 Employees.....	C-18
C-3. Analysis Methodology	C-24

D. Retail Development

D-1. Study Area	D-1
D-2. Leakage Analysis.....	D-1
D-3. Household Demographics.....	D-9

E. Industrial Development & Employment

E-1. The Logistics Industry in Will County	E-1
--	-----

F. Land Use & Neighborhood Character/Infrastructure No Appendix

G. Human Capital

G-1. Joliet Service Provider Survey Results.....	G-1
--	-----

H. Education No Appendix

I. Interlocking Issues No Appendix

III. Text Base of Potential Funding Sources.....III-1

* No appendix for sections with all relevant information included in text.

I. Methodology & Sources

I-1. Stakeholders Interviewed

Name	Organization
Businesses	
David Sullivan	East Side Realty
James Roof	First Midwest Bank
George Tyus	G.L. Tyus & Associates, Inc
Bob Lapinski	Harris Bank
Marge Franchini	Imperial Roofing
Jim Keck	Joliet Equipment
Jaime Cain	Joliet Times Weekly
Bob Virgo	Karges Real Estate
David Velasquez	Merchants & Manufacturers Bank
Mike Kordik	Mike's Furniture
Barb Ladner	PACE
Willie Sellers	S and S Beauty Supply
Juanda Sims	Talent Zone
Sue Bornhofen	The Jacob Henry Mansion Estate
Kamlesh Patel	
Business Associations	
James Shaw	Beacon Club
Russ Slinkard	Joliet Chamber of Commerce
Cory Adams	Joliet Job Corp
Alma Martinez	Latino Business Association
John Grueling	Will County Center for Economic Development
Pat Fera	Workforce Development Council
Churches	
Kathy Wells	All Nations Church of God in Christ
Lishers Mahone Jr.	Brown Chapel Church
Gary Williams	Friendship Baptist Church of Joliet
Father Ray Corkey	Mt. Carmel Church
Nata Martinez	Mt. Carmel Church - Director of Religious Education
Hector Edwards	Mt. Olive Church
Isaac Singleton	Mt. Zion Baptist Church
Craig Purchase	Mt. Zion Full Gospel Tabernacle
Lonnie Posley	New Canaanland Christian
Father Ray Lescher	Sacred Heart
Ralph Bias	Sacred Heart - Deacon
Eddie Pierce	Saving Power M B Church
Larry Tyler	Second Baptist Church
Stephen D Deloney	St Mark's CME Church
Herbert Brooks	St. John Baptist Church / Joliet Elementary Dist 86 Board
George R Kimbrough	True Tabernacle CFC

Community Centers	
Louise Ray	Forest Park Community Center
Tempe Bates	Harvey Brooks Foundation
Ozzie Mitchell	Peter Claver Center
Lois Nelson	Spanish Center
Yvonne Smith	Warren Sharpe Community Center
Education	
David Evans	Joliet Elementary Dist 86
Dr. Phillis Wilson	Joliet Grade School District 86-Director
Terry Irby	Joliet Junior College
Thom Price	Joliet Junior College
Dr. Gena Proulx	Joliet Junior College President
Arlene Albert	Joliet Township High School Board
Dr. Paul Swanstrom	Joliet Township High School Dist 204 Superintendent
Paula Waxweiller	Joliet Township Technical Education
Brother James Gaffney	Lewis University
Jeff May	Premier Academy-Director
Michael Vinciguerra	University of St. Francis President
Elected Officials	
A.J. Wilhelmi	State Senator
Jack McGuire	State Representative
Health	
Mary Maragos	Joliet Community Health & Awareness Center
Geoff Tyron	Silver Cross Hospital
Vanessa Newsome	Will County Health Department
Mary Degroot	Will County Health Dept. Youth and Family Division
J.D. Ross	Will Grundy Medical Clinic
Individuals	
Lorna Paisley	Neighborhood watch group
Ray Bolden	Attorney
Organizations	
Jennifer Long	21st Century-Coordinator
Lewis Kemble	21st Century-Coordinator
Sister Juanita	Center for Correctional Concerns
Deb Darzinskis	Day Break - Director
Artis Thompson	Easter Seal Thompson House
Kathleen Farrel	Friends of Community Public Art
Shelia Schmidt	Guardian Angel Community Services
Marilyn Farmer	Morning Star Mission-Director
Jim Allen	Project Pride
Gretta Whittted	Sourjorner Truth
Gary Lowder	The Salvation Army
Michael Hennessy	United Way
Christine White	Will County Center for Community Concerns
Ronald J Pullman	Will County Center for Community Concerns
Joseph L. Belman	Will County Democratic Organization
Mattie Hargrow	Zeta Phi Beta Sorority / Progressive Women Chapter

Taxing Bodies	
Alex Ledesma	City Council
Warren Dorris	City Council/Caterpillar/Prayer Tower COGIC
Fred Hayes	City of Joliet-Police
Laura Brumfiel	Hartman Recreation Center-Director
Kennedy Milsap	Housing Authority of Joliet
Susie Barber	Housing Authority of Joliet
Henry Morris	Housing Authority of Joliet-Director
Dale Evans	Housing Authority of Joliet-Teen Reach
Ron Cornelius	Joliet Library Board
Michael Steward	Joliet Park District
Dominic Egizio	Joliet Park District-Director
Jim Johnston	Joliet Public Library
Denise Winfrey	Joliet Township
Daniel Vera	Joliet Township-Supervisor
Karen Isburg Sorbero	Sunny Hill
Larry Walsh	Will County Executive
Mike Pasteras	Will County Forest Preserve
Patrick McGuire	Will County Treasurer
Unions	
Dick Manly	American Federation of Teachers
Evelyna Washington	Coalition of Black Trade Unionists - Joliet Chapter
Joe Strong	Plumbers and Fitters Union
Youth	
Steve Carrao	Boys and Girls Club / 21st Century Coordinator
Gabrielle Poe	Jr. Chapter of the National Hook-up of Black Women
Jada Boston	Jr. Chapter of the National Hook-up of Black Women
Wynter Jackson	NAACP
Maurice Fears	Y without Walls / Joliet Alliance for Youth

I-2. Community Meeting Comments

First and Second Community Meetings

Woodland Elementary School
Monday, February 26, 2007

Sator Sanchez Elementary School
Saturday, March 3, 2007

Feedback was collected in two formats during this meeting. The scope of the plan was broken down into 8 topic areas, which correspond roughly with sections II.A-H of the Quality of Life Plan. Community members could attend sessions on up to 4 of the 8 topic areas. During these sessions, participants contributed ideas on the 'assets,' 'needs,' and 'opportunities' for the topic area under discussion.

Additional ideas were solicited with "Idea Forms" that were handed out during the meetings. Community members could use these forms to provide more extended feedback. Forms were turned in during the meetings and also mailed back.

Comments from these meetings begin on page I-5.

Third and Fourth Community Meetings

Joliet Township High School
Saturday, June 23, 2007

University of St. Francis
Wednesday, June 27, 2007

Feedback was collected in three formats during these meetings. During the meetings, community members attended sessions on each of the 8 sections of the plan, which correspond to sections II.A-H in the Quality of Life Plan. Once again, each person could attend up to 4 sessions. There they contributed ideas for proposals in addition to those already presented by the consulting team. Each participants then 'voted' for his/her top three priorities for that section.

Secondly, participants were asked to provide feedback on each session they attended. Forms were provided that asked participants to rank how strongly they agreed or disagreed with the proposals of that section, and to give comments. The rankings are tallied and the comments provided follow those tallies. [Note: not everyone provided comments, so there are more surveys counted in the tallies than there are comments.]

Finally, participants were given an "overall survey" form to return at a later date where they could rank their top 5 proposals from the entire plan (as opposed to the top proposals from one section, as they had done while voting). Only two forms were returned; that information is the final piece of this section.

Comments from these sessions begin on page I-16.

First Community Meeting

Topic	Description	Vote
Housing		
<i>Assets</i>	History and Development	
	A lot of historical homes-Victorian	5
	Housing Authority	3
	Habitat for Humanity	3
	Median Price: \$135,000-\$145,000	
	Homebuyer Workshops at local churches	
	Large-unincorporated lots	
	Former Association with "Well-Kept Homes:" city-wide program focused on Richards Street	6
	New Development of Single Family Homes near Speedway	
<i>Needs</i>	Affordable Housing	
	Home Price Gap-more affordable housing for low to moderate incomes	2
	Need low-cost rent	6
	Beautification of Neighborhoods	6
	Homeownership Programs and Education	4
	Assisted Living	8
	Mixed Income Housing	3
<i>Opportunities</i>	More Programs and Services	
	"Rent-to-Own"	7
	SPUR Job Market for an increased Housing Market	4
	Diversity in Communities	3
	Code Enforcement for Property Clean-up	4
	Homeownership Programs and Education	22
Recreation		
<i>Assets</i>	Parks and Services do exist	
	Pilcher Park-nature reserve with new trails, roads, and pavilions	3
	Nowell Park-good history	
	New Development- Ridgewood Park and Belmont Field (little league baseball)	
<i>Needs</i>	Improve Facilities	
	Nowell Park-needs better facilities, maintenance, and aesthetic improvements	
	Develop programs, Fitness Center, Pool, Field House, and Funding	27
	Need Baseball Fields, Basketball Courts, etc. on East Side	6
	Teen Programs	5
<i>Opportunities</i>	Funding and Programs	
	Funding (city and private sources)	4
	Incentives for memberships for Nowell Park	2
	Redevelopment of old Prison and USX (9 hole golf-course)	3
Public Transportation/Infrastructure		
<i>Assets</i>	Metra/Pace available	
	Metra has discount on Weekend Fares	
<i>Needs</i>	More Transportation Routes and Infrastructure Services	
	More Routes and Services for Public Transportation-Pace	8
	Weekend and Night Services and Shorter Destination Times-Pace	8
	Extend the radius of bus routes to include industrial areas and outskirts of town	5

Topic	Description	Vote
	Build more shelters of East Side for Bus stops	9
	Alley and Street Clean-up	
	Maintenance: snow plow, pot hole and flooding control	15
	Sidewalks on various streets: school routes, etc	17
	Street Lighting	
	Lighting on most all neighborhood streets on the East Side	22
<i>Opportunities</i>	More Programs and Services	
	"Dial a Ride"	5
	Community Car Repair Service	2
	Biking Routes	
	Pace Schedule to line-up with Metra Schedules	10
	More through streets: less one way streets	6
Business Development		
<i>Assets</i>	Economic Development	
	Attractions such as: Rialto, NASCAR, Baseball, Clubs, Bars, and Restaurants	2
	Vacant Lots/Properties for development near I-80	5
	Available work force and consumers	6
	High activity on roads-through traffic	2
	Plans for school improvement/business assistance	2
<i>Needs</i>	Franchise/Chain Stores	
	such as: Wal-Mart, Grocery Store, Walgreen's, Bookstore/Coffee, Movie Theater, Car Dealer, Retail,	
	Clothing Stores, Pet Stores/Vets, Hardware Stores, and Restaurants	40
	Reorganization for Commercial Space	
	High Traffic Roads such as: Route 6, 53, 30, I-80, I-355(coming soon)	
	Aesthetics/Beautification	
	Building Maintenance, litter clean-up on streets and neighborhoods	
<i>Opportunities</i>	Incentives and Recruitment	
	Incentives for Business Start-up	13
	"Big-Box" anchor to attract other businesses	6
	Employment Training-Customer Service	5
	Recruitment for businesses	1
	Neighborhood Associations to get more people involved	3
	Sustainable urban agriculture	3
	Assistance in Business promotion/development	9
	Local Hiring programs	10
	Low-Interest Loan Programs	5
	Education/Training for Small Business Owners	9
Employment		
<i>Assets</i>	Programs are Available to help Unemployment	
	such as: Job Training Programs at JTHS, University of St. Francis, Job Corps, and Churches	7
<i>Needs</i>	More Programs and Services	
	Programs to help people with records	2
	More Public Transportation to industrial areas and various routes to get people to work	3
	Target youth drop-outs to get job training and opportunities	5
	Living Wage-pay	15

Topic	Description	Vote
	More Full-Time jobs-not temp jobs through agencies	15
	Union Jobs	3
	Enforced anti-discrimination laws for minorities in the work force	4
Opportunities	Possible Job Training, Programs and Services	
	Job Training for language barriers	3
	Job Training and Employment Opportunities for people living with disabilities	1
	Funding/Grants for school who have job training programs	6
	Internships/ Summer/ Part-Time Jobs for Youth through school network	7
	Small Business Training for small business owners	5
	Financial/Tax Incentives for creating jobs for people with records or the youth	7
Human Services		
Assets	Programs do exist that focus on young adults and senior citizens	
	such as: Catholic Charities, Morning Star, United Way, Churches, Day Break, Crisis Hotline,	
	Lambs Fold	2
	Guardian Angle Home	3
	Sacred Heart and Second Baptist Church	4
	Fairmont Community Center (Lockport)	4
	UA office and Clinic	2
Needs	Funding	
	such as: Morning Star, LIHEAP, JJC "Dress for Success Program"	3
	More Programs and Services	
	Mental Health Services	2
	Youth Homelessness Shelters	2
	Gap Fillers-for people who do not meet existing financial requirements	7
	Transitional Services for temporarily unemployed people	8
	Domestic Violence Shelters	6
	Networking	
	education and awareness about services	7
	Intra-Agency/organization networking and communication	
	Grant Coordination	4
Opportunities	Improvement to Existing Programs	
	Referral Networks/Communication and Networking between agencies	8
	Funding	7
	Prevention and Intervention	7
Health Care		
Assets	Programs and Services do Exist	
	such as: WCHD, Mount Zion and Olive Health Care Unit/Health Screening at hospitals, Kid Care	
	Good Hospitals	3
	National Hook-up for Black Women-Community Hospice, and Charity Work	2
Needs	Education and Prevention	
	such as: sex education, pre and post natal care	
	Prescription Drug Assistance	6
	Affordable Medical/Dental/Vision Insurance	5
	Health Care for Seniors and assistance for care givers	5
	Health Care for the homeless	1
	Outpatient Care	2

Topic	Description	Vote
	Assistance and support from schools	1
Opportunities	Education and Prevention	
	Hospitals create more partnerships with health care clinics	6
	Mandatory Tests and Screens for communicable diseases and follow-up care after diagnosis	1
	Alternatives for people who do not have health insurance or prescription assistance	8
	More funding for health care agencies such as National Hook-up for Black Women	3
Public Safety		
Assets	Programs do exist to promote public safety	
	Prison Ministry	2
	Neighborhood Watch and Policing	6
Needs	More Public Safety: Improve Reputation	
	Focus on the areas where people don't feel safe	9
	Gun Control	2
	Safety for Kids	6
	More Police Presence and Protection	3
Opportunities	More Programs and Services	
	More safe and well lit parking lots	3
	Lighting for neighborhood streets and sidewalks	12
	Promote safety programs in schools	2
Senior Issues		
Assets	Programs do exist that focus on senior citizens	
	such as: "Meals-on-wheels," Transportation, services through churches and agencies	
Needs	More Programs and Services	
	such as: health benefits programs, RX programs, part-time work opportunities, living assistance	
	Programs that mix age groups	5
	Assisted living programs	3
Opportunities	Expansion of Existing Services	
	such as: expansion of the Senior Service Center (facility and programs), support from elected officials	
Young Adult Issues		
Assets	Programs do exist that focus on young adults	
	such as: National Hook-up for Black Women, Peter Claver Center, Warren Sharpe Center,	
	activities at schools, churches, YMCA, Teen Reach Program, First Tee, Girl Scouts, Joliet Alliance	
	for Youth, Salvation Army, Harvey Brooks Center, and the Hartman Center	
Needs	Leadership and Prevention Programs	
	such as: Vocational/ Alternative Educational Sources, Parent/Family Counseling, Drug/Gang	
	Prevention, After-School Programs, Parent Involvement Education), Access to Programs	5
Opportunities	Education/Awareness/Programs	
	Diversity Training for teachers	3

Topic	Description	Vote
	Internships/ Summer/ Part-Time Jobs for Youth through school network	14
	Parenting Programs	6
Education		
<i>Assets</i>	Improvements to Existing Education Systems	
	such as: acceptable facilities, reliable school bus transportation, good programs for special	
	education or students with disabilities, benefits and affiliations with local agencies through grants	
	Recent re-structuring of JTHS curriculum to focus on career academics	2
	Tutoring Programs available through local churches and universities	3
	Opportunities for students to take transferable college credits their senior year on high school	2
<i>Needs</i>	Funding	
	Form a Rigorous Curriculum through reading, technology, and tutoring/study skills	11
	Diversity Training for teachers	3
	Career Training for drop-outs	4
	Safe routes to school and on playground	5
	Gang and Drug prevention	7
	Dress Code	2
	Increased Salary for teachers/better recruitment for qualified teachers	4
<i>Opportunities</i>	More Programs and Services	
	Mentoring Program for teachers	1
	Internships/ Summer/ Part-Time Jobs for Youth through school network	3
	Relationships through local universities and high school-"Adopt a School"	2

Second Community Meeting

Topic	Description	Vote
Housing		
<i>Assets</i>	History and Development	
	Large-unincorporated lots	
	New Development of Single Family Homes near Speedway	
<i>Needs</i>	Affordable Housing	
	Home Price Gap-more affordable housing for low to moderate incomes	6
	Need low-cost rent	16
	Beautification of Neighborhoods and stricter codes for upkeep	17
	Homeownership Programs and Education	
<i>Opportunities</i>	More Programs and Services	
	Home Ownership Programs and Education: "Rent-to-Own"	11
	Diversity in Communities: Mixed Income Housing	6
	Code Enforcement for Property Clean-up	4
Recreation		
<i>Assets</i>	Parks and Services do exist	
	Pilcher Park-nature reserve with new trails, roads, and pavilions	
	Nowell Park-good history	
	New Development- on Collins Street and near Ridgewood Park and Belmont Field	

Topic	Description	Vote
<i>Needs</i>	Improve Facilities	
	Nowell Park-needs better facilities, maintenance, and aesthetic improvements	15
	Develop programs, Fitness Center, Indoor Pool, Field House, and Funding	3
	Need Baseball Fields, Basketball Courts, etc. on East Side	3
	Eliminate Drinking at Parks	3
	Utilize River Walk to create better parks, etc	1
	Teen Programs	1
<i>Opportunities</i>	Funding and Programs	
	Funding (city and private sources)	12
	Incentives for memberships for underprivileged Families in Nowell Park	1
	Redevelopment of old Prison and USX	
Public Transportation/Infrastructure		
<i>Assets</i>	Metra/Pace available	
	Metra has discount on Weekend Fares	
<i>Needs</i>	More Transportation Routes and Infrastructure Services	
	More Routes and Services for Public Transportation-Pace	8
	Weekend and Night Services and Shorter Destination Times-Pace	8
	Extend the radius of bus routes to include industrial areas and outskirts of town	5
	Build more shelters of East Side for Bus stops	9
	Clean-up Open Sewage	
	Open Sewage Back-up near hospital and residential housing	22
	Alley and Street Clean-up	
	Maintenance: snow plow, pot hole and flooding control	12
	Sidewalks on various streets: school routes, etc	9
	Street Lighting	
	Lighting on most all neighborhood streets on the East Side and near West Side	22
<i>Opportunities</i>	More Programs and Services	
	Pace Schedule to line-up with Metra Schedules	9
	More through streets: less one way streets	9
Business Development		
<i>Assets</i>	Economic Development	
	Attractions such as: Rialto, NASCAR, Baseball, Clubs, Bars, and Restaurants	
	Vacant Lots/Properties for development near I-80	
	High activity on roads-through traffic	
<i>Needs</i>	Franchise/Chain Stores	
	such as: Wal-Mart, Grocery Store, Walgreen's, Bookstore/Coffee, Movie Theater, Car Dealer, Retail,	38
	Clothing Stores, Pet Stores/Vets, Hardware Stores, and Restaurants	
	Reorganization for Commercial Space	
	High Traffic Roads such as: Route 6, 53, 30, I-80, I-355(coming soon)	
	Aesthetics/Beautification	
	Building Maintenance, litter clean-up on streets and neighborhoods	6
<i>Opportunities</i>	Incentives and Recruitment	
	Incentives for Business Start-up such as low-interest loan programs, etc.	9
	Training and Recruitment for local employment	5
	Assistance in Business promotion/development	3
	Education/Training for Small Business Owners	3
Employment		

Topic	Description	Vote
<i>Assets</i>	Programs are available to help the unemployed	
	JTHS, JJC, and local Universities	
<i>Needs</i>	More Programs and Services	
	Living Wage-pay	6
	Programs to help people with records	4
	Target youth drop-outs to get job training and opportunities	3
	More full-time local jobs	1
<i>Opportunities</i>	Possible Job Training, Programs and Services	
	Job Training for language barriers	9
	Internships/ Summer/ Part-Time Jobs for Youth through school network	7
	Small Business Training for small business owners	4
	Financial/Tax Incentives for creating jobs for people with records or the youth	1
Human Services		
<i>Assets</i>	Programs do exist that focus on young adults and senior citizens	
	such as: Catholic Charities, Morning Star, United Way, Churches, Day Break, Crisis Hotline,	
	Lambs Fold, Guardian Angel Home, Churches, Community Centers, Will County Center for	
	Community Concerns, and Spanish Center	
<i>Needs</i>	Funding	
	To create a stronger bond between agencies	3
	More Programs and Services	
	Mental Health Services	
	Youth Homelessness Shelters	
	Gap Fillers-for people who do not meet existing financial requirements	3
	Transitional Services for temporarily unemployed people	
	English as a Second Language	1
	Domestic Violence Shelters	
	Networking	9
	education and awareness about services	
	Intra-Agency/organization networking and communication	
	Grant Coordination	
<i>Opportunities</i>	Improvement to Existing Programs	5
	Referral Networks/Communication and Networking between agencies	
	Funding	
	Prevention and Intervention	
Health Care		
<i>Assets</i>	Good Hospitals	2
	Expansion of Silver Cross	
<i>Needs</i>	Education focused on Prevention	4
	such as: sex education, pre and post natal care	
	Teen Pregnancy	
	Drug Abuse	
	Smoking Ban	6
	Ban smoking in bars and restaurants downtown	
<i>Opportunities</i>	Partnership and Program Opportunities	
	Hospitals create more partnerships with health care clinics and schools	6

Topic	Description	Vote
	Alternatives for people who do not have health insurance or prescription assistance	2
	Smoking Ban	2
	Create a city-wide petition to ban smoking	
Public Safety		
<i>Assets</i>	Programs do exist to promote public safety	
	Neighborhood Watch and Policing	1
<i>Needs</i>	More Public Safety: Improve Reputation	
	Focus on the areas where people don't feel safe	12
	More Police Presence and Protection	12
<i>Opportunities</i>	More Programs and Services	
	More safe and well lit parking lots	12
	Lighting for neighborhood streets and sidewalks	12
Senior Issues		
<i>Assets</i>	Programs do exist that focus on senior citizens	
	such as: "Meals-on-wheels," Transportation, services through churches and agencies	
<i>Needs</i>	More Programs and Services	
	assistance	1
<i>Opportunities</i>	Program	
	Healthcare/Prescription Program	2
Young Adult Issues		
<i>Assets</i>	Programs do exist that focus on young adults	
	such as: Will County Center for Community Concerns, Peter Claver Center, Warren Sharpe Center, activities at schools, churches, YMCA, Teen Reach Program, and Rialto Square Theater Kids Art Program	
<i>Needs</i>	Leadership and Prevention Programs	
	For kids and families	5
	Programs that focus on Teens	
	Most of the existing programs target Junior High or younger:	
	Need to target High School aged teenagers	6
<i>Opportunities</i>	Education/Awareness/Programs	
	Drug Prevention/Self Esteem programs at schools	3
	Internships/ Summer/ Part-Time Jobs for Youth through school network	5
	Parenting Programs	2
Education		
<i>Assets</i>	Improvements to Existing Education Systems	
	Recent restructuring of JTHS curriculum to serve all types of students	2
	Tutoring Programs available through local churches and universities	
<i>Needs</i>	Funding	
	Curriculum must focus on reading, technology, and tutoring/study skills	6
	English as a Second Language	2
	Career Training for drop-outs	3
	Safe routes to school and on playground (such as sidewalks)	1
	Gang and Drug prevention	2
	Increased Salary for teachers/better recruitment for qualified teachers	2
<i>Opportunities</i>	More Programs and Services	
	Internships/ Summer/ Part-Time Jobs for Youth through school network	6

Community Meeting Feedback Forms

(from comment forms provided at meetings)

Topic	Description	Vote
Housing		
<i>Needs</i>	Senior Housing	1
	general need for more public safety	1
Recreation		
<i>Assets</i>	We already have grass and trees on many parkways	1
<i>Needs</i>	Our parks are beautiful but are not being cleaned and maintained - I think there is also an issue there of public safety.	1
	More young adult recreation services, as well as senior citizen rec services	1
	Increase public art and mosaics and sculptures and murals	1
	Increase the beauty of the parks - include artwork	1
	Increase the beauty of the parkways - landscaping, lighting	1
<i>Opportunities</i>	The eastside needs [three?] nights a week of free cultural activities. Example: Thurs, Fri, Sat, 6:30-9:30 and Sunday afternnon 2-5pm, Dance Chicago has one hour dance lessons followed by 2 hours of dancing. The styles of dance - latin, hiphop, stepping - would alternate. They could feature local bands and DJs. A downtown location or neighborhood Park could be used. This would be a 10 week summer program - a winter program could continue in park district facilities or schools. Not only dance, but other cultural activities.	1
	Pilcher Park - what a great opportunity to use this beautiful piece of park and make it into something for all ages of the East Side of Joliet; fix it up - fix the old roads that have been closed down in it; basketball, soccer, tennis court, a walking court or trail with good lighting and parking; an indoor pool with a community center for arts and entertainment and also after school programs for the youth!	1
	Reiterate the above idea of a community center on the East side: for all ages like Inwood has that is also affordable to us, with programs and activities for arts and entertainment	1
	Bring back the pools and improve summer recreation for the kids	1
Public Transportation/Infrastructure		
<i>Needs</i>	Need street lights/more lighting	4
	Better roads and sidewalks	3
	Getting the rest of the streets in our neighborhood finished. Curbs and sidewalks especially near the schools A.O. Marshall, Gompers, Silver Cross Hospital. There are holes deep enough to do serious harm to people and their vehicles. The street is washing away on South Scribner on both sides	1
	Lanes marked better East of Briggs on Rte 30 in front of 7-11 and Liquor store down to the park	1
	Metra access to the western suburbs, like Oak Brook and Downer's Grove	1
	Mark the bus stop around Briggs and Rte 30 better. What are the times the bus comes around	1
	A general location for the Greyhound - it's been moved 4 or 5 times and no one knows where it is	1
	Complete work on Hickory Creek for the flooding. Work stopped at 4th one (?)	1
	Sidewalks fixed on Summit St, Hickory St, Broadway St.	1

Topic	Description	Vote
	Alleys and roads need to be fixed, <u>not</u> patched on Summit, Hickory, and Broadway	1
	Better water purification system	1
	Radium removal	1
	Wireless infrastructure with public service access - wireless cameras especially on Broadway, Hickory, Evergreen Terrace	2
Opportunities	Flooding on Arthur Ave by Mt. Moriah Church (1400-1500 block)	1
Business Development		
Needs	Grocery store and Drug store	2
	Small Business Districts on the East side of town	1
Employment		
Needs	Great need for a training facility for our youth - and ____ come equal job opportunity	1
Opportunities	In Orland Park there is an organization called HERO through the high schools that puts seniors in different businesses. There they work as any other worker in that business. When they graduate they have the opportunity to continue at that business or not.	1
Human Services		
Opportunities	A teen challenge for a drug rehab program for men and women of all ages	1
	A worker placement program for felons and/or prisoners who are underqualified and can't find work or jobs	1
Health Care		
Needs	Affordability - Health care clinics for free testing but then being able to afford with the follow up	1
	Health care for people with no insurance who cannot afford to go to a doctor or hospital or even purchase prescriptions	1
	More free screening and testing; walk in clinics	1
Opportunities	Maybe a Stroger hospital on the East Side of Joliet for the poor and needy	1
Public Safety		
Needs	More police surveillance on the east side around the corner of Briggs and Rte 30 (7-11 and liquor store)	1
	Better neighborhood watches - certain areas really need better police surveillance; more lighting on side streets; sidewalks and curbs where people can actually go out in the evening for a walk around their block and feel more safe	1
	More polic patrol	1
	More, more, more police involvement with the neighborhood	1
	Issue of public safety in the parks	1
	Broadway/Hickory/Evergreen Terrace - need wireless security enforcement, cameras for traffic and crime.	2
	Broadway/Hickory/Evergreen Terrace - Removal of "bad" tenants; get Homeland Security around	1
	Community Oriented policing - how can you be supporting the community if you don't live in it?	1
	Need more police attention during school hours at Sator Sanchez - "I hope they do something now and don't wait until an accident happens to put a police officer [in place]" There used to be an officer when Lincoln school was open. [Referring to traffic crossings?]	1

Topic	Description	Vote
Senior Issues		
<i>Needs</i>	Town Houses, Condos	1
	More recreation services	1
	Senior housing	1
Young Adult Issues		
<i>Needs</i>	More recreation services	1
	Curfew enforcement - Last summer a 17 year old was shot and killed on Joliet's east side long after curfew	1
Education		
<i>Needs</i>	Better pay for teachers	1
	More parenting sessions	1
	More money invested in K-8 schools	1
	Community Oriented teaching - how can you be supporting the community if you don't live in it?	1
<i>Opportunities</i>	Opportunity for more grade schools in Dist. 5	1
	Encourage our own students to become teachers to our own schools	1
	In Orland Park there is an organization called HERO through the high schools that puts seniors in different businesses. There they work as any other worker in that business. When they graduate they have the opportunity to continue at that business or not.	1
General/Other		
<i>Needs</i>	More general information of what's going on in the community	1
	More advertising and creation of neighborhood meetings	1
<i>Opportunities</i>	Annexation is a tool	1
	Will County, espeically Districts 4&5, need to do our part in taking care of the environment. All residents should be required to recycle, with the cost of recycling bins covered by the city	1

Third and Fourth Community Meetings

Breakout Session 'Voting'

Topic	Description	Votes
Housing		
<i>Proposals</i>	•Attract new development by assembling and marketing land for a range of housing types, sizes, prices.	
	•Attract new market-rate development to the Planning Area by leveraging the stronger housing markets in other parts of Joliet.	5
	•Renew rehabilitation loan programs and focus rehabilitation efforts in mixed “Target Redevelopment Areas”.	17
	•Sustain efforts to increase residential development in Downtown Joliet.	7
	•Allow for and attract more housing units in selected areas, e.g. commercial corridors and around the Metra station.	
	•Engage local employers in employer-assisted housing programs.	
	•Consider supplementing the City’s “ASSIST-ance” program with matching funds for investment in the Planning Area and home buyer counseling.	13
	•Expand the Joliet Rental Housing Ordinance to regulate the rent or lease of single-family homes and duplexes.	11
	•Establish a working partnership between the City and the community to	7
	o in assembling and marketing land for diverse housing development,	
	o providing home ownership counseling & financing assistance for residents,	12
	o and securing state/ federal/ philanthropic funds to help support these activities.	
	Consider a community development corporation (CDC) as a means for the community to act in this partnership.	
<i>More Ideas</i>	Need for low-income housing tax credits	
	Explore inclusionary housing zoning	
	Explore historic tax credits/freezes	
	Additional help for seniors with tax issues	
	Need for more credit counseling	
	Responsibility of developers to community	
	attraction of developers to East Side	
	Commercials that promote city programs	9
	Eliminate Neighborhood Services Dept in City	2
	Uniform inspection checklist	3
	Transparency in "ASSIST-ance" program	1
<i>More Info</i>	How are ASSIST-ance recipients selected	
	Are many homes being converted for multiple families	3
	Concentration of Section 8 in Cathedral Area?	1
<i>Agree</i>	Good housing counseling services - consistent help -increase credit ratings	
	Support local counseling	
	Ensure no predatory lending	

Topic	Description	Votes
	Quality of housing needs to be addressed	
	Continue inspections/establish review cycles	
	Quality rental housing	
	More information/better marketing of "ASSIST-ance" program	
	Increase code enforcement	
	Inspection program understaffed by very important	4
	Code enforcement in cathedral district	4
	Information on housing resources	1
	Need loan program to keep families in their homes	4
<i>Disagree</i>	Single Family Home inspections	
	No city Participation of land assemblage, rather CDC	1
Recreation		
<i>Proposals</i>	Target capital improvement program expenditures to areas of most need.	19
	Continue to look for ways to subsidize the cost of recreation programs for low-income citizens.	55
	Acquire more park land in underserved areas, or partner with other organizations to use existing spaces more efficiently.	13
	Study the feasibility of building and maintaining a recreation center with a full range of facilities, including a swimming pool, possibly at Nowell Park.	40
	Expand the trail system to enhance access to civic, cultural, recreation, employment and commercial centers and add recreation options.	6
	Develop or formalize partnerships with other providers of recreational services, including schools, and develop school/park joint use facilities where additional park land is needed.	26
	Create a greenway system along flood prone areas.	5
	Engage community residents to support local recreation programs through means such as building playgrounds and organizing park clean-up days.	43
	Prepare Comprehensive Parks Master Plan	1
<i>More Ideas</i>	More larger neighborhood parks - Jackson/Collins	
	Soccer fields	
	Stay engaged: USX, Collins, Prison project	
	Potential add areas between river and Collins (West of USX)	10
	Historic buildings for recreation	
	Historic sites/prison + for recreation use	8
	Use Park at Walnut and Sterling	
	Campbell St park more use at night (?)	
	Walking path (more) addition to Broadway	1
	Open Land - Cutter and Briggs	
	Lack of maintenance in Parks Small Parks	1
	Safety issues in Parks	3
	Community gardens (food!)	5
	More cultural based programs	
	Provide trained people to teach basic skills	

Topic	Description	Votes
	Need Major Park facilities (skate parks, basketball courts, waterparks, swimming, etc.) --poxity --availability	
	Partnership with schools to provide more opportunity and use of facilities during non-school hours and in summer	
	Open up school facilities for non-school use	
	Year round activities (tee ball, baseball, football, etc)	
More Info	Joliet ISA Softball Assoc - W. Campbell?	
	Football - PeeWee to ?; Titans private association	
	Better Community Comm.	
	Programs at Pilcher	
Agree	1. Spray parks - high utilization	
	2. Increase safety	
Disagree	Young children	
	utilization of old parks	
	maintenance of Nowell Park	
	Safety of parks	
Transportation		
Proposals	Support bus service improvements for the Joliet area proposed by Pace and funding for these improvements that is pending before the Illinois State Legislature.	25
	In cooperation with Pace, consider instituting a circulator bus service to supplement and connect Pace bus routes.	16
	Multiply & coordinate van pools, primarily to connect Planning Area workers to job sites.	13
	Establish a Joliet chapter of the IGO car sharing cooperative.	2
	Improve conditions for pedestrian and bicycle travel within the Planning Area, beginning with the implementation of a "Safe Routes to School Program".	16
	Support transportation proposals of regional significance if these proposals include public transportation connections for Planning Area residents:	20
	o Metra extension to Elwood,	3
	o Metra Star Line,	1
	o Transportation Blue Print for Will County,	1
More Ideas	Smaller buses	12
	Market more transportation options	8
	Increase services for special events	9
	More truck routes	9
	Use vans for transportation	
	More transportation for employees	
	Trial should be longer (bus)	2
	Bus service info needs to be made available	3
	Churches can disperse information	
	Better taxiing	2
	Sunday (weekend) bus service	4

Topic	Description	Votes
	Longer (evening) bus service	6
	City contribute to transp. Service	4
	Promote existing services, e.g. Dial-a-Ride	
	Police involved in Safe Routes to School planning	
	Park 'n Ride locations	
More Info	Traffic jams	1
	Pace - fares need to be reasonable to increase use	
	I-Go cooperative car sharing (cost, etc)	
	Concerns - parking in downtown Joliet	
	Metra Star Line	
	EJ&E Line - Where will it be?	
	Union Station (land locked?)	
	Pace needs call day ahead of needs	1
	Handicap transp. Needs to be advertised	1
	Pace doesn't respond to phone calls for service	1
	No bus service to Plainfield, inadequate service to New Lenox & Elwood	2
	Train station unsafe in evening`	3
	Poor bus service connects Silver Cross Hospital	
Agree	need more public transportation, esp. on East side	
	Car pool good idea	2
	Pedestrian Safety	
Disagree	Inadequate taxi service	
	Bus service inadequate to get to Elwood, New Lenox areas	4
Retail Development		
Proposals	•Structure and stimulate development through measures that include these steps:	
	○ Establish a City-community partnership, mandated to execute the QOL Plan, through which the City and community will act collaboratively in	30
	– garnering regional/state/federal and philanthropic support	6
	– performing the work of land assembly, site marketing, and supporting small business owners.	8
	– Consider establishing a Community Development Corporation as a means through which the community may act in this partnership.	10
	○ Establish specific geographies for development	9
	○ Level the playing field and jump start the market in the Planning Area	7
	•Stimulate the development of businesses that will meet the retail shortages experienced by Planning Area residents, notably the supermarket desired by District 5 residents.	41
	•Provide assistance for Planning Area entrepreneurs, through the creation of a small business development center focused on their needs.	25
More Ideas	Grocery - major chain	5
	Poll/question residents on additional retail needs	
	Create incubator	

Topic	Description	Votes
	Training programs for business development	
	Convention Center desired	5
	Business fairs - jobs available	
	General informatino needed	
	School Counselor involvement	
	Union involvement to get young people involved - training	1
	More minorities in unions	
	Unions set up workshops	1
	Need city support - hiring minorities re construction jobs	2
	Labor and Unions need to accept more responsibility for jobs	4
	Summer jobs for young people	1
	Any downsides to CDC's?	
	Need moreon South Side/Chicago St	
	Look at model of Bill Strickland in Pittsburgh	
	Make sure there is community oversight of implementation	
	Desire for national retailers	3
	Change perception of Joliet - marketing campaign, -relate business opportunities to events	6
	Improve parking, meter length of time, workers not in prime spots	
	Wholesale stores	1
	Impact of government uses in existing buildings (empty at 4)	
	Replace current government space to retail	8
	Parking - costs - decks, meters, increase limited capacity, extend meter time	4
	Chicago Street gateway from I-80	11
	Briggs St Development potential	4
	Focus on I-80 Interchanges - Richards, etc	6
	Interchange opportunities for businesses - hotels, restaurant	1
	Family medical center(s)	4
More Info	Leakage?	
	Income difference between East & West sides	
	Has Joliet become a "trucking town"? - has city encouraged?	
	Rt 52 - More truck traffic	
	Building Bridges - St. John's - Pastor Brooks - apprentice programs/unions *Broaden this program	5
	Programs to prepare, esp. minority pop.	2
	Downside to CDC?	
	Questions about Prison/USX site plans	
	Questiona bout plan re: County involvement	
	What's the impact:	
	conflict with mall at I-355 and Rt 6 competing with downtown	1
	competition at I-55 and I-80	
Agree	need for residential units to support retail	
	support small local entrepreneurs	2

Topic	Description	Votes
	Small business development particularly for downtown to help access financial resources	4
	Help with navigating downtown signage, one way streets (need two way), way-finding	4
	Create/enhance Chicago as a gateway with development and signage - Neighborhood retail on Chicago like the development on Ohio (model)	2
	Briggs as good opportunity for retail development - city to provide infrastructure	8
	Richards St	
	Enhance opportunities for small businesses	
	City of Joliet should provide more incentives to spur development	1
	Support small businesses	
	Agreement to leverage resources	
	Recognition of entry corridors to Joliet - Collins, Cass	
Industrial Development & Employment		
Proposals	•Plan industrial development that will:	1
	○ use Foreign Trade Zones as a development incentive,	2
	○ select logistics and industrial businesses that will produce quality employment,	8
	○ comply with standards for sustainable environmental impact.	6
	•Establish a task force of Will County institutions to refine the workforce training and placement system. This system would make well-paid employment more accessible to lower-income residents by:	25
	○ Ensuring optimum outreach to employers for training/placement programs	22
	○ Establishing community-based rosters of qualified workers	12
	○ Mitigating the cost of job training for lower-income trainees	3
	○ Expanding the number of on-the-job training programs that qualify for state tax credit reimbursement	10
	○ Establishing a constructive role for temporary labor contractors in the workforce development system that leads to career tracking and advancement	8
	○ Establishing more flexible requirements for “Worker Certification”	0
	○ Smoothing out gaps in supportive services for residents in job training and placement programs	5
	○ Creating a comprehensive program to secure employment for ex-offenders	17
	○ Engaging the community and workforce agencies in a system of information exchange and referral tracking	3
More Ideas	Bring construction jobs to High school	13
	CitiBank Financial services employee education seminars	4
	Employers address employee needs	
	Financial education needed for adults	1
	Employer requirements need to be more flexible	

Topic	Description	Votes
	Opportunities for employment available but bar keeps getting higher	1
	Widen I-80 highway	1
	More local production (corn, etc)	4
	Make companies accountable	5
	We need a living wage	1
	Tax incentives conditional	1
More Info	Strickland model for Job Training (PA)	6
	Locate more training programs in Joliet	12
	Foreign Trade Zones	
	Available jobs demand more education and skill - as concerns working poor	
Agree	Connect employer incentives to employer responsibility	
	Expanding number of employer programs that qualify for state tax credit	
	Comprehensive program for ex-offenders	
Land Use & Neighborhood Character		
Proposals	•Pursue infill development in residential neighborhoods and relatively larger scale and mixed use housing in selected locations (Downtown, proposed commercial corridors, possibly current USX or prison sites)	16
	•Replace incompatible land uses and redesign districts to have coherent, pedestrian oriented retail and mixed use development along commercial corridors	17
	•Promote large scale industrial development with the extension of some retail and residential corridors south of I-80	5
	Enhance attractive identities for the Planning Area's neighborhoods by:	0
	•Delineating design standards for several types of commercial corridors;	1
	•Creating gateways to serve as transition points between neighborhoods and to provide individual identity for Planning Area neighborhoods;	11
	•Invest in infrastructure upgrades to alleviate problems in the Ridgewood neighborhood, in conjunction with investments of County, State, and Federal agencies;	1
	•Establish an interconnected system of pedestrian and bicycle trails providing access to major points of destination and highlighted by public art;	5
	•Consider restoring the two-way street patterns in Downtown Joliet.	3
More Ideas	Broadway Corridor - continue Streetscape improvements	
	Explore alternative sources of energy efficient	5
	Residential Property Maintenance	2
	St Pats Neighborhood Model Association - IDOT/Center St, LS improv's	2
	City Provides infrastructure to incentivize development if needed	19
	Expand Commercial area on Briggs south of I-80	
	Transportation and Land Use should be looked at together	7
	Brownfield redevelopment	1
	Urban agriculture range in size 1-10 acres	3
	CSA community supported agriculture	
	Lighting at school fields	7

Topic	Description	Votes
<i>More Info</i>	Urban agriculture	4
<i>Disagree</i>	St Mary's Nativity - declining conditions, - lack of maintenance, - more public improvements -enhance neighborhood charm	
	Public gardens	
Human Capital		
<i>Proposals</i>	•Continue to support the various collaborations and consortiums of service providers working in the Planning Area and encourage new opportunities to connect with residents.	20
	•Establish a resident leadership initiative to increase the number of residents actively engaged and accountable in the revitalization of the community.	27
	•Increase capacity building assistance to local nonprofits including community and faith-based organizations	11
	•Expand programs to develop leadership among Planning Area youth.	29
	•Explore the feasibility of modifying existing programs or establishing a new program to develop the technical and life skills of out-of-school young adults interested in securing living wage employment.	39
<i>More Ideas</i>	Citizens have ideas, but City not open (e.g. Victory Gardens)	
	Survey what is needed by employers and give to High School	
	Funding available to Community, but not given out (info) to community about availability (city funding)	
	Programs available, but Community not aware	
	What happens to expelled students? (very high rate) - no follow-up, tracking	
	People need to get more involved	
	Newspaper does not do enough to focus on activities in the community	
	Level playing field and get more people engaged	
	Engaging People	
	Go door-to-door and look at the people (canvases) attitudes	
	Enlist block captains	
	Educate parents	
	Require parent interactions in programs	
	Create satellite centers in the community (not necessary faith-based) to meet needs	
	Getting people to and from activities	
	Use councilman resources to get out information	
	Time is ripe to address the various youths	
	Involve youth in process	3
	Identify under-employed adults then recruit/train	6
	Awareness Gap - resources	1
	Who's doing what communication?	5
	Neighborhood clusters meet with providers	2
	Community Services Council -reach out to nonprofits more; -awareness (officers, directors); central location needed	
	Need an access point for community services	5

Topic	Description	Votes
	Website	1
	"Central Umbrella"	
	Supporting existing neighborhood organizations	2
	Establish new neighborhood org in high need area	9
	Southwest Philanthropic	
	Connecting residents to services	15
	Make com. Out of existing orgs	2
	communication/PR/Marketing	9
	PBS film - Edens Lost and Found	2
	Bigger picture view	2
	Recreation for youth under 21	5
	Education/Recreation/Entertainment	14
	Modeling after Mil. Program	5
More Info	How to get into the trades	
	Working with youth with felonies	
	Collaboration with youth	
	Help kids develop skills	
	Lack of communication about Programs, issues	
	Community Service Council 75 years - bring human service providers together; meet library (Ottawa) 8am 3rd Tuesday	8
	Where to access 24/7 crisis line	3
	Joliet Alliance for Youth	2
	Primerica is Hiring - Ch. 6 could have info	6
Education		
Proposals	Student performance can be improved through initiatives that will build parental and community engagement in education	2
	•Reduce high mobility and chronic truancy through a campaign of community education, linked to housing and workforce development programs.	28
	•Deliver a message to encourage parental involvement in children's education through community and faith-based organizations.	44
	•Create a community technology plan to increase the use of technology to help bridge the digital divide.	22
	•In community events and news media discuss the challenges and celebrate the progress of educational improvements.	7
	•Increase opportunities for young minority role models to interact with high school students.	34
More Ideas	Lack of dedicated teachers	10
	Student feedback	
	Young Parents - Grandparents	2
	Parental education should be connected to education	7
	Vocational Education (alternatives)	12
	Social Services in Schools	7
	Truancy/Mobility, Single Parents, Alternatives for Before and After Care	

Topic	Description	Votes
	Facilitate Parent involvement	5
	Large businesses and city: school to career partnership	
	Com Ed to include parenting	
	Strategies to involve parents	1
	Disconnect between...	
	Parent/teacher communication	12
	Traditional communication not working	3
	Address causes of failure	2
	Overhaul Education System/Evaluate Current System	3
	Misdiagnosis of our youth	6
	Recruitment of more minority teachers	6
	More incentives for better teachers	1
	Technology center in all communities	5
	How to work with broken parents	
	Stimulate parents and kids	
	Hold teachers and students accountable	
More Info	More schools	
	HS - mentor/help young students	
	Tech center	
	JACOB-Lews/St. Francis to provide school for \$3000 each year - Bill Williams	
Agree	Housing/job may affect motivation	
	Faith based organizations have access to parents	
	People are influenced by television	
	Negaives images glamorized	
	See more successful people path or map to successful employment	2
Disagree	No link between student performance and housing or jobs	
	Faith-based organization's performance is questionable	
	Remove focus on "minority" role models	

Breakout Session Survey Forms

Section	Strongly Agree	Agree	Neutral	Disagree	Strongly Disagree	No rating	Total
Housing	6 (18%)	12 (35%)	7 (21%)	0	1 (3%)	8 (24%)	34
Recreation	14 (22%)	23 (37%)	9 (14%)	3 (5%)	3 (5%)	11 (17%)	63
Transportation	11 (20%)	26 (48%)	7 (13%)	0	0	10 (19%)	54
Retail Development	15 (25%)	31 (52%)	6 (10%)	0	0	8 (13%)	60
Industrial Development & Employment	15 (31%)	19 (39%)	8 (16%)	1 (2%)	0	6 (12%)	49
Land Use	1 (4%)	14 (52%)	6 (22%)	0	1 (4%)	5 (19%)	27
Human Capital	21 (42%)	25 (50%)	2 (4%)	1 (2%)	0	1 (2%)	50
Education	25 (42%)	23 (39%)	3 (5%)	3 (5%)	0	5 (8%)	59
Overall Plan	4 (50%)	1 (13%)	2 (25%)	0	1 (13%)	0	8
Total	112 (28%)	174 (43%)	50 (12%)	8 (2%)	6 (1%)	54 (13%)	404

How strongly do you agree or disagree with the proposals for this section of the plan?

Strongly Agree	Agree	Neutral	Disagree	Strongly Disagree	No rating	Comments
						<u>Housing</u>
					x	More houses for low income families but only for workers families
					x	Balancing market w/asking developers outside planning area to contribute to east side is great idea. Inspections for all rental/code enforcement important
					x	We need to develop better housing on the east side. Put in the water and the place will grow
					x	More information
					x	More information
					x	More information
		x				Stand strongly about producing housing for complex development of single family home bases. Approximately 15-20 families combining monthly utility bills as well to help w/expenses. Possibly developing a business/retail within this particular development
		x				Very contentious (?) session
		x				Enforce housing code - educate the public better!

How strongly do you agree or disagree with the proposals for this section of the plan?

Strongly Agree	Agree	Neutral	Disagree	Strongly Disagree	No rating	Comments
						<u>Housing</u>
					x	More houses for low income families but only for workers families
					x	Balancing market w/asking developers outside planning area to contribute to east side is great idea. Inspections for all rental/code enforcement important
					x	We need to develop better housing on the east side. Put in the water and the place will grow
					x	More information
					x	More information
					x	More information
		x				Stand strongly about producing housing for complex development of single family home bases. Approximately 15-20 families combining monthly utility bills as well to help w/expenses. Possibly developing a business/retail within this particular development
		x				Very contentious (?) session
		x				Enforce housing code - educate the public better!
	x					Needs a company like Primerica to help people stay in their houses
	x					Create re-hab program, cut down on "variety" homes/rentals. Program to ENCOURAGE home ownership. And regulate renters and landlords. People keep houses up and get involved in their community when they own their place. Spread out Section 8 housing. Concentrating it in certain places raises crime in that place and around it (such as Cathedral area with homeowners paying high taxes to live with crime from Section 8)
	x					Reduce the amount of delapidated rental housing by enforcing codes on buildings. Also, spreading out the amount of Section 8 housing (too much concentration in Cathedral area)
	x					Try to limit and disperse the number of <u>absentee landlords</u> who opt for Section 8 or rent to low-income people without adequate screening; or give incentives to purchasers who are going to <u>live on</u> their property (even if they rent out a part of it).
	x					Agree OK good
	x					I'll be contacting city council person regarding the ASSIST-ance program. It needs to be marketed so that people who want to move into the Planning Area know it exists
	x					We need more available affordable homes
x						Need to increase fines for slum-lords. Need to increase affordable purchase of property

How strongly do you agree or disagree with the proposals for this section of the plan?

Strongly Agree	Agree	Neutral	Disagree	Strongly Disagree	No rating	Comments
x						Talk to HUD at Washington DC and get rid of Evergreen and you will get instant mixed housing on the near West Side. There are small houses, large houses that are old and would be sought after and a great ethnic mix. Also, I talked to city planning and was told for all our growth, the number of city inspectors has not increased since the conception of the office, maybe by 1 this year.
x						Primerica offers help to families
x						Very supportive of Neighborhood Services
					x	Sidewalks everywhere - sidewalks linking housing to Retail Development to Community Centers
					x	More housing need in Joliet for people. Attraction of developers to East Side
		x				Housing for seniors, new development, enough \$ for more housing
		x				Hope for more information to community homebuyers
Recreation						
x						Subsidize costs of recreation programs is a must
x						Utilize existing, non-used facilities for multi use
x						Nowell Park building needed for recreation and new swimming pool
	x					Safety is an issue - many families won't let kids <u>out</u> . Facilities that are run by personnel would be attended better
	x					Crime issues in neighborhoods need to be addressed or parks will never be utilized
	x					Provide recreation in areas that hve been vacated by previous businesses while at the same time preserving our historic buildings and heritage
	x					Strongly disagree with some proposals. I do not agree with demolishing historic buildings - the old prison - for use as potential open space for recreation when there are other open spaces already available - such as using the old Iron Works buildings a re-vamped tradition of Joliet rich community places. The buildings are already surrounded by trails that not many people know about. Opening the old prison for tourism would enrich community pride and historical value.
	x					More for adults and older kids
	x					Recreation need for east side. Nowell Park is a viable park. There need to be a field house and other programs to get the youth involved.
	x					General outline on target but it needs to be narrowed down to get a good discussion and stay focused
	x					Discussion is too specific - Individual parks/land does not give an overall plan. Better outline for meeting would better lead discussion.
	x					Needs set issues for a more organized discussion

How strongly do you agree or disagree with the proposals for this section of the plan?

Strongly Agree	Agree	Neutral	Disagree	Strongly Disagree	No rating	Comments
		x				Don't believe more walking paths more important than fixing greenway areas to improve flooding and development of new parks
		x				Suggest using some parks that are not being used to be used as retail stores/grocery stores/or housing development. One area of focus - park on Walnut and Sterling!
			x			Give Nowell Park the same plan as Inwood Park, especially the recreation building
			x			Take care of Nowell Park like with all the programs they have at Inwood
					x	For better or actual partnerships with schools and churches for use of sites. There are often open spaces that are underutilized
					x	More information about the possibility of having a Park for adults to play soccer.
					x	Soccer park
					x	More information about a soccer park
					x	Need more information about a soccer park
					x	I'm concerned on just how these meetings will really impact the outcome of what is going to be done for the eastside development/improvement
					x	Acquire more park land in underserved areas. Study feasibility of building and maintaining a recreation center - at Nowell and even Pilcher Park. Add to recreation - Community gardening for open and presently vacant spaces
					x	It is very important that people put attention to our needs and make this projects happen and not only stay as projects.
					x	What about adults west of Des Plaines? If I want to take a walk not on concrete, I have to go to the Rock Run forest preserve off Black Rd. It is a big waste of gas. There is a path along the river, on the east side but I don't feel it is safe. I've seen drug dealers and users down there.
					x	Sidewalks everywhere - sidewalks linking housing to Retail Development to Community Centers
					x	Prioritization is key. We can spend a lot at of time conversing, but if the action is not feasible then we're wasting our time
				x		East side is being left out of up keep of park
				x		I am done asking questions about something that they can clearly see that this need to be done and the Park District needed to look at Nowell Park with a panel of concerned citizens ___ some of them to see what is not being done
					x	I think the speaker got a little off the subject matter and didn't convey a message that the people or persons could relate (evasive). It's the job of the speaker to understand how to relate to the people

How strongly do you agree or disagree with the proposals for this section of the plan?

Strongly Agree	Agree	Neutral	Disagree	Strongly Disagree	No rating	Comments
			x			Moderator defends the city. Communication needs to be done city vs. people
		x				Needs more info
	x					Your proposals need a lot of work
	x					The fees for the new park district fitness center have been increased forcing those that <u>were</u> members to quit. I really don't think the Park District will lower fees for anyone. The Park District used to have Summer Programs for elementary schoolers - I don't see that happening anymore
	x					Facilitator talked too much!
	x					Increase recreational activities on Eastside. Open Boys and Girls Clubs to later hours
	x					More issues that needs to be discussed like Nowell Park pool closing
	x					Nowell and Pilcher Park have not been updated as much as Inwood! Most all improvement has been on the West Side
	x					Developing the partnership with school to provide recreational service along with the park district is an excellent proposal
	x					Writing on large sheets in front of room would make people think their input today was being used, not just ideas from previous meeting. Find a way to get community involvement. I think you should have asked the people present how to get it. Ideas are great but how do you get them to work.
x						1st have recreation that the community will be interested in and sure to utilize more. 2nd you can use the school for summer programs or after school programs utilizing gym, track, football field, computer lab also. Library funds can be collected for that as well as trying to build facility
x						Need lots of more gardens, plants, trees. More activity to do for kids to do at parks. More places for kids to do in the summer so kids will not be on the streets
x						More needs to be done to create facilities for youth of all ages on the east side. The city doesn't provide adequate services either through public parks or especially facilities that provide recreation for youth
x						We need a comprehensive Park District program to serve the children of these districts
x						I strongly agree and support recreation in Joliet. I feel the speaker was <u>not</u> very helpful. There needs to be better communication between the Joliet Park District and the city council with the community
x						There is a serious need for children of minority race to have a place to go and use their skills in a safe environment and enjoy their life. These children need the positive programs

How strongly do you agree or disagree with the proposals for this section of the plan?

Strongly Agree	Agree	Neutral	Disagree	Strongly Disagree	No rating	Comments
						<u>Transportation</u>
	x					The sooner the better
	x					Need smaller buses. Truck routes
	x					More marketing needs to be done to make people aware of alternative transportation such as dial-a-ride, Midway airport access, shared ride programs. People at the session did not know about these options. Better signage needed on Rt 53 south for trucks trying to get on the Interstate. They often don't know what side of the street to be on to access the Interstate until it is too late - I feel sorry for them.
	x					Additional parking deck in Court House lot. <u>Open Chicago Street</u>
	x					There were grocery and other retail stores in downtown Joliet, but they got chased out or burned in the 60s. The canal life bridges make a barrier. Try getting to work at 8am
		x				Maybe we should do the London solution: ban all motor vehicles from downtown except those who have <u>paid</u> for a pass. There has never been a solution to the bridge problem - can you get to work at 7-9am? Bridges weren't supposed to lift, but they <u>do</u> , and you are late.
					x	Agree with businesses helping to get employees to work, safe routes for school, and strengthening transportation services already in function
					x	Good ideas: truck routes, smaller buses, special events buses
					x	I hope transportation will be improved. Community would use it if they have a reliable service.
	x					Agree, OK Meeting
					x	More efficient buses -circulator service through downtown. How to pay for?
					x	We need more four lane roads in Joliet. On race day you can forget it
					x	Provide smaller buses/ or vans. Have industry/companies provide collective w/city - trans (?) as vans
					x	Sidewalks everywhere - sidewalks linking housing to Retail Development to Community Centers
					x	There is a need for more transportation. I am a disabled individual who really needs help in getting to and from A and B, with my children sometimes too. We need more cheaper taxi service.
	x					Clearly there's a need for improved public transportation and better info
	x					Van pools are an excellent idea
	x					Busses need to run more frequently and on the weekends
x						We need the City of Joliet to allot funding for neighborhood transportation and taxi service

How strongly do you agree or disagree with the proposals for this section of the plan?

Strongly Agree	Agree	Neutral	Disagree	Strongly Disagree	No rating	Comments
x						I agree with the proposal of increase the funding to increase the bus routes. The city should contribute to the funding of bus service. We need a taxi service that is always available
					x	We need the city to give money for more transportation
					x	We need to know that District (4 & 5) residents do not own 2 or 3 cars
<u>Retail Development</u>						
					x	More information
					x	Need more information
					x	Short streets...mix of new and old buildings...human beings moving through at all hours of the day...shopkeepers and resident's eyes to the street. -Jane Jacobs, Birth and death of Great American Cities
					x	We need more training for workers with low levels of education. A certification program or 12 years of educations or training make it valid for work.
					x	Community groups should be involved. Schools, neighborhood associations, churches have a business fair 2 or 3 times a year. Is Joliet a trucking town now? Get unions involved. Building Bridges & apprenticeship program -- Pastor Brooks
					x	Convention (city) Center. City of Joliet could provide incentives
					x	They need more young men's clothing stores
	x					Will what is accomplished be posted on website for Task Force?
						Convention center needed, we need a Kroger Store and A&P stores
x						For District (5) supermarket good idea (far south east)
		x				Positive - there is a plan in place and the representatives today are knowledgeable and can answer questions thoroughly. Negative - has to have even more community be present and ask questions. Thank you.
	x					I agree with the CDC idea. The Cass, Collins, Chicago, and Ruby St corridors should be used for more retail development especially larger grocery
x						I strongly agree (BUT) I do not see anything being done for the South End
x						But, please see Bill Strickland's development organizatin in Pittsburgh. He is an African-American leader taking 1000's of inner city residents who trains them for great job. Corporations ask him to train and send them skilled workers. Other cities are learning from him - franchising his model.
x						Follow thru with the CDC, greatly support small business development and focus on their needs

How strongly do you agree or disagree with the proposals for this section of the plan?

Strongly Agree	Agree	Neutral	Disagree	Strongly Disagree	No rating	Comments
x						What about the NE side - Forest Park area. The corridor of Collins-Woodruff. Otherwise the proposals presented are good and I strongly agree, particularly with development of CDC
<u>Industrial Development & Employment</u>						
x						CDC should work with employers on the flexibility of hiring guidelines. DO NOT require a BA degree for entry level jobs!
x						Assist employees to learn budgeting - how to use funds. Ex-offenders (trained) - need to encourage employers to hire
x						Employee requirements for people don't have the quality (?) or High School Education or 30-40 year old people
	x					Connect employer incentives to employer responsibility
	x					Need job training available for available jobs, sponsored by companies that require employees that are located in Joliet. The placement program after training completed, internship programs
	x					Too big a problem. Hard to coordinate
		x				Need to focus on making more jobs
		x				Provide more tax incentives to connect with skilled employment and industry which would help stabilize employment and communities
		x				Develop local food economy based on sustainable agriculture
					x	More information and make Corporations been more responsible.
					x	Small manufacturers? Where will they locate? How about subdividing old industrial buildings and renting out units for start-ups/art studios, etc.
					x	Make Corporations have accounting books.
					x	Change our measurement system to metric so we're on the competitive <u>world</u> field, and our students will be more skilled with science and math as the rest of the world (Also, only one measurement system will be easier both for students and for teachers!). This should be by 2016 when Chicago hosts the <u>world</u> olympics.
	x					Committee needs to get more info on Building Bridges Program
x						Company to send memos to the High School about job openings for youth after graduation with training programs
x						Joliet has a very skilled workforce of which I am part of however where do you go to get on the list or get a living wage job? I strongly advocate outreach of what is available.
x						Bring construction training job skills into the high schools. Example- brick layers, plumers, etc. to help prevent school drop outs
	x					More info about job/skill training is needed
x						Job training to Joliet not only to High school but to a littler older people that need steady jobs
		x				I like to have more _____ jobs for persons not diploma or DJD

How strongly do you agree or disagree with the proposals for this section of the plan?

Strongly Agree	Agree	Neutral	Disagree	Strongly Disagree	No rating	Comments
	x					Industrial development will be very important. Plan should stress creation of small business
					x	Bill Strickland (African American) in Pittsburgh, PA does an excellent job of training inner city residents for quality jobs within a year's time. He is franchising this ability in cities across the U.S; Cincinnati for example
	x					Locate more training in Joliet
x						More training programs in Joliet - trade schools
	x					Training for the youth that may or may not have a high school or college education but can perform if training
	x					Informative we need more info
			x			Poor presentation - moderator was not able to answer questions re proposals
						<u>Land Use & Neighborhood Character</u>
					x	Sidewalks everywhere - sidewalks linking housing to Retail Development to Community Centers
	x					Need extensive "brownfields" redevelopment - older areas that are under-utilized or in disrepair should be redeveloped/rehabbed for housing and retail use
	x					Disagree strongly with heavy industry to south of city
	x					Home Depot - Kohl's - Walmart on the East side - <u>Collins</u>
	x					Transportation access opportunities to new or infill development sites should be coordinated from the start. Don't put it there if people (all people) can't get there
		x				Urban agriculture
		x				Preserve the old Joliet Prison. Would be good site for a museum or for a tourist attraction
		x				Do not demolish the old prison. It is an innate part of Joliet history that should be preserved and valued as a historic landmark and tourist destination. Preservation and re-habilitation of Joliet homes/buildings and existing land/parks should always be the first choice for improvement, even as an alternative to cheaper new construction. Encourage downtown living. Encourage partnership between park district and schools
		x				Use of downtown housing and developing more housing for families
				x		Briggs street from I-80 - Manhattan!
					x	Light baseball fields and carts(?) at Joliet Central, Gompers, and Washington Jr High -it will bring people downtown -it will begin to establish that the downtown is a safe area to bring your kids -it will utilize vastly underutilized space

How strongly do you agree or disagree with the proposals for this section of the plan?

Strongly Agree	Agree	Neutral	Disagree	Strongly Disagree	No rating	Comments
					x	Immediately repair the surface of all downtown streets, south Ottawa St and especially Bridge St from the bridge all the way up to Center St. All of these streets are not reflective of a "City of Champions"! Add urban agriculture to land use issue - www.localharvest.org
					x	The Fairview area need serious help vacant land overgrown - sewage problems
	x	x				Would like to know more details --- interested in gateway areas - preservation and restauration of existing housing stock -- The area roughly bounded by Washington/Union/Easter & Fourth is a National Historic Register district and there are opportunities there that will certainly help this plan. Residents of this area can be made aware of these opportunities
	x					Checkout that positive attitude about St. Mary Nativity area. I will go with a rep to show them otherwise. We can go north and south of St. Mary's.
	x					
	x					Improve the gateway areas we have before we attack any more
<u>Human Capital</u>						
	x					Need involvement from the Home, Church, School and whole community
x						Key issue = communication to residents
x						Very much interested in coordinating Human Services
x						The youth need training for jobs and education
x						I think, for the human services committee, a few people could be the source of information. I've taken it upon myself to learn about them and I've learned much. Give me a spot (location) and info and a group's contact info and I think I could do it with a little help.
x						But don't reinvent the wheel. Use what we have and make it better
	x					Concerned about "how" they will accomplish goals
	x					I agree that communication is crucial and more connection with residents is needed. Modify proposal
	x					More community access/interaction
	x					Awareness of programs to community is essential
	x					Communitication is key in the success of these proposals
	x					Nurture new leadership initiatives; Increase the number of residents actively engaged; Key on Life Skills for out-of-school young adults to secure living wage employment - even urban community gardening
					x	Parental participation needs to be addressed before programs to help our youth
		x				Needs more info

How strongly do you agree or disagree with the proposals for this section of the plan?

Strongly Agree	Agree	Neutral	Disagree	Strongly Disagree	No rating	Comments
	x					Programs are needed for the community through the years the resources have gone hill (?)
	x					Reach out to younger children and parents
	x					Proposal one will take care of the other proposals
x						Capacity building of existing organizations "let's do this". People want to do but don't know what or how. As presenter stated - LET'S CONNECT THE DOTS
x						Excellent presenter
x						1. Establishing leadership initiatives 2. life skills for out of school
x						We need to get a definite answer on how we can get monies and resources to get things completed "no word games"
x						Residents need to be aware of the agencies and what they do (who they help and how). Maybe a mentoring program for jr. high students - for the trades - the reason for learning fractions, measuring, etc.
x						Need more places for kids to go for the summer so kids will not just be on the street in gangs, shooting, fighting. Parents need to take charge for their child
x						I feel that it is important to get parents involved with their children's activities. I also believe that there should be youth and adult representation in community based programs
x						Very good session informative, good speaker
x						I strongly agree on working with the youth. Job training. More opportunity for people. I do work with a company that provides an opportunity for someone who is sharp and motivated to earn some income.
<u>Education</u>						
	x					Establish a program with the schools + businesses + city commercial developers to involve education with industry in <u>much stronger</u> way than exists today
	x					Big disconnect between parents and teachers and lower economic class and middle class that needs to be addressed.
	x					Adult interaction/parent involvement perhaps parental education. How about a summer school program for parents focusing on courses their children are going to be enrolled in.
	x					Parental involvement is a must for kids to succeed in school. Parents need to be held accountable for their kids! Teachers need to have more control of the classroom, their focus needs to go back to education, not discipline
	x					Add more minority teachers and administrators
	x					No mention was made of adult classes, for instance - English as a Second Language in the Collins St. neighborhood

How strongly do you agree or disagree with the proposals for this section of the plan?

Strongly Agree	Agree	Neutral	Disagree	Strongly Disagree	No rating	Comments
	x					School celebrations in paper exist, but "bad news sells"-leads. I'm not sure there's a way around that...
	x					Put prayer back in the schools
	x					Parental education should be connected to services - welfare and other social services provided. Excellent idea! Motivation is a necessity!
	x					Vocational Education needs to be looked at as a higher calling. And successful people need to get into the neighborhoods that have poor schools and talk to students about the road to success.
x						Community involvement essential, parental involvement essential
x						Community encourage your parents to be active + involved + positive to the school
x						More programs for "at-risk" kids in H.S. Get a new Board of Directors at Dist. 204 because they discriminate Blacks and Latinos by sticking them all at Premier Academy.
x						We need parent involvement - get away from traditional time schedules for single parents who work shifts
x						More communication teacher-parents motivate student more not because they make a mistake they are disrespect and put on aside like bad kids give them another opportunity
x						Small schools everywhere. Bribes to parents to show up like DINNER or money or prizes, incentive programs. Look to Harlem - Mr. Caneda Scheri (?) approach. All Black male schools
x						I agree the kids need more education. Education is very important. I would like for all kids to get a good education. I am sure there are other grandparents and mothers feel the same way
x						Parent need more training on education
x						Stop sending to alternative school before social service investigate. Teacher need to be taught how to teach and relate to students. Stop identifying students/school as minority
x						Very good leader - Education #4. Got people talking
			x			Central School on District # 4 needs to be extended, population is growing and the school stills the same since 25 or 30 years ago. The school on the west side has been extended twice and Central school does not.
					x	Remedial for HS and up. There is GED but not over 21. Premier and learning and skills does education/motivation etc. Need for the over teens
					x	Too much finger pointing and blaming address core cause of high school failure rates

How strongly do you agree or disagree with the proposals for this section of the plan?

Strongly Agree	Agree	Neutral	Disagree	Strongly Disagree	No rating	Comments
					x	Teachers need to adapt to new models of teaching today's students. Chalkboard is out. Give incentives for learning and coming to school. Teachers need to teach for the future. All kids are not on the same level. Adapt to needs.
					x	Give teachers more control in classrooms. Less time in disciplinary activities, more time in teaching
					x	Reinstate Truant officers for schools. Reinstate Human Relations Dept. Reinstate Career Education in schools
			x			They present only theory, did not meet education goals for the kids. All teachers should have a Psychiatric check up.
	x					More discussion
	x					I hope all this time I was here it work good for our kid from this community
	x					Recruit successful graduates
	x					1. Parental & Faith based 2. truancy
	x					Community needs to be more concern about education
x						Excellent
x						Role models needs to start at Jr. High
x						We need as parents and community to get personally involved for discipline
x						need bonuses for minority teachers -need to pay tuition if minority teacher stays in system for more than 5 years
x						Good session, now need to do something about it
x						Good proposal
x						Education is a big issue in Joliet. Hire <u>more</u> minority teachers, give teachers better pay and care to keep our good teachers in our schools
x						School need to get better book and more rule for the kids so the kid will be ever better then they already are
x						High mobility rate, parent involvement
x						Support hiring and training minorities, responsibility for jobs
<u>Overall Plan</u>						
					x	I'm concerned on just how these meetings will really impact the outcome of what is going to be done for the eastside development/improvement
					x	Sidewalks everywhere - sidewalks linking housing to Retail Development to Community Centers
					x	My comment is we need more companies in Joliet to have more work opportunities.
x						Facilitator talked too much
		x				I hope all this time we are here something coming true for E side community. My hope is recreation that way we help our teenagers

Overall Plan Survey Forms

Rank	Section	Page #	Proposal
1	Housing		Rehab loan programs to help residents - If we had less absentee landlords and rental property, areas would be less likely to become slums. Rental properties encourage gangs since no one seems to care about what happens in these neighborhoods
2	Transportation		Good public transportation is more important than ever at a time when owning and maintaining an auto is so expensive. Low income people and the elderly especially need these services.
3	Recreation		Important to have places for the young people to have instead of hanging out on street corners and getting into trouble. Joliet also has the potential with the historic buildings, homes we have to become a tourist center. Historic towns are very popular and attract good quality people. Our Joliet prison is an especially important historic site that would attract people
4	Education		1. better teachers 2. more vocational training (everyone isn't college material - but everyone needs a decent job)
5	Industrial Development		Joliet needs good-paying jobs or we are going to keep most of our residents at poverty level - Retail stores do not pay living wages. And we have enough mini-malls in Joliet - strip malls are tacky - how many can 1 city support!
	Other comments		We have other big issues in Joliet besides development. If gangs continue to roam our streets and crime rates continue, Joliet won't have to worry about attracting new businesses or good people to our town. No one wants to live in a city that is dangerous and shabby. Slums do not attract anything but crime. Our streets are littered with garbage and in areas of affordable housing, weeds and uncut grass gives a very poor picture of who we are. The City needs to crack down on people who will not maintain their properties. Too many rental properties in an area encourages low-life people who do not care about their environment. Landlords should be held responsible for their tenants and for quality maintenance of their properties. It is criminal for a City to allow one area after another to become a slum. Slums encourage crime.
1	Retail	8	"Use development structure etc." Need grocery store so side, need sewer and water extended down Briggs and 53
2	Transportation	6-7	Circulator bus service
3	Industrial Development & Employment	9-10	Refinements in workforce training/supportive services
4	Education	13	"Reduce high mobility and chronic truancy" encourage role models
5	Housing	4	"Renew rehab loan programs"
	Other comments		Good effort - let's keep up the dialogue.

I-3. Bibliography of Studies and Sources

City of Joliet. South Side Comprehensive Plan. February 2007.

Commuter Rail Division of the Regional Transportation Authority. "Metra's Primary Rail Alternative... The Star Line," on *Metra Connects: Proposed New Starts*.
<http://metraconnects.metrarail.com/star.php>.

czb, LLC. Housing Demand Analysis of Joliet. Conducted for Metropolitan Planning Council, April 2007.

Huberman, Ron. Statement addressing the organization Business Leaders for Transportation. June 8, 2007.

Illinois Department of Employment Security. Average Annual 2006 Unemployment Rates. Economic Information and Analysis, 2007.

---. Local Area Unemployment Statistics (LAUS). 2006.
<http://lmi.ides.state.il.us/laus/lausmenu.htm>.

Illinois Department of Transportation. Average Annual Daily Traffic Counts. Downloaded April 2004. <http://dot.state.il.us/>.

Illinois Housing Development Authority. "Low Income Housing Tax Credits."
<http://www.ihda.org/ViewPage.aspx?PageID=150>.

"Job Applicant? Expect a Drug Test." *The Ledger*, Lakeland, Florida, 6 February 2007.
<http://www.theledger.com/apps/pbcs.dll/article?AID=/20070206/NEWS/702060387/1039>

Lancaster, Roger A. Recreation, Park and Open Space Standards & Guidelines. 4th printing. Arlington, VA: National Recreation and Park Association, 1990.

Mertes, J.D. and J. R. Hall. Park, Recreation, Open Space and Greenway Guidelines. Arlington, VA: National Recreation and Park Association, 1996

Metropolitan Planning Council. "Home Grown: Local Housing Strategies in Action." IV. Financing, d. Rehabilitation Finance, Elgin Home Rehabilitation Grants.
<http://www.metroplanning.org/homegrown/>

Neighborhood Reinvestment Corporation. "NeighborWorks® - strengthening communities & transforming lives." <http://www.nw.org/>

Pace Suburban Bus. "Pace Bus – A Fresh Approach to Public Transportation."
<http://pacebus.com>.

Petasilia, Joan. "When Prisoner Return to the Community: Political, Economic and Social Consequences," paper from Executive Sessions on Sentencing and Corrections, National Institute of Justice, November 2000.

REACH Illinois. "Regional Employer-Assisted Collaboration for Housing (REACH)."
<http://www.reachillinois.org>.

Regional Transportation Authority. "Moving Beyond Congestion."
<http://www.movingbeyondcongestion.com>.

Three Rivers Manufacturers' Association and Will County Center for Economic Development. Wage & Salary Survey. Prepared by Employers' Association, July 2006.

U.S. Bureau of the Census. *American FactFinder*. Decennial Censuses, 1990 and 2000, and American Community Survey, 2005. <http://factfinder.census.gov>.

U.S. Business Database, versions 2007.1 and 2007.2. ReferenceUSA, Library Division of infoUSA. <http://www.referenceusa.com> (businesses in Joliet and Will County).

U.S. Department of Transportation. 2001-2002 National Household Travel Survey. Bureau of Transportation Statistics, 2002.
http://www.bts.gov/programs/national_household_travel_survey.

---. Freight Analysis. Federal Highway Administration, Freight Management and Operations, 2002. http://www.ops.fhwa.dot.gov/freight/freight_analysis/index.htm.

Will County Center for Economic Development Board of Directors. Will County Transportation Blueprint. Will County Center for Economic Development. Adopted March 16, 2007. Available online: <http://www.willcountyced.com/CED-blueprint.pdf>.

Wilson, William Julius. When Work Disappears: The World of the New Urban Poor. New York: Knopf, 1996.

Workforce Investment Board of Will County. State of the Workforce 2003. October 2003. Available online: http://www.willcountyworkforceboard.com/PDF/SOW_WILL.pdf.

---. "Will County Workforce System Service Analysis." January 2007- June 2007. Data communicated to Center for Neighborhood Technology, October 2007.

Workforce Investment Board of Will County and Will County Center for Economic Development. Target Industry and Workforce Analysis. Prepared by Advisory Group, Cushman & Wakefield, Inc., January 2004.

A. Housing

A-1. Joliet 4th and 5th District Quality of Life Survey

Analysis of Joliet Surveys

czbLLC

1. Mail Surveys

1.1. Basic Survey Respondent Demographics

There were 479 respondents to the mail survey, of whom 41 percent lived in the Northeast of Joliet, 31 percent lived in the Southeast of Joliet, 25 percent lived elsewhere in Joliet, and 2 percent lived outside Joliet. The vast majority of respondents were homeowners – 90 percent of the sample – while only 10 percent rented. The mean estimated current market value of the homeowners' houses was \$167,868 and the mean renter paid \$813 in rent per month. In 85 percent of cases rent excluded the cost of heat. Nearly 64 percent of respondents were employed full time and an additional 17 percent were retired. Only 5 percent of the sample was unemployed. The sample captured persons from a wide range of household incomes; however, over 75 percent of the sample grossed less than \$75,000 per year. The median household income was between \$50,000 and \$75,000 per year.

1.2. Perceptions of Joliet

Survey respondent perceptions of Joliet and the East Side were derived from their responses questions 3, 4, 5, 19, 20, and 22, which asked them to compare the East Side of Joliet to the rest of Joliet, to compare new East Side residents to existing residents, their impression of the economy in Joliet and the East Side, and their ability to satisfy their shopping needs within the East Side of Joliet. Based on their responses the mail survey respondents have a very poor perception of the East Side of Joliet. **Almost 70 percent of the sample considers the East Side worse than the rest of Joliet, with 40 percent considering it much worse.** Moreover, respondents believe that the East Side of Joliet continues to deteriorate, with 42 percent saying that new East Side residents earn less than current residents, and 28 percent saying that new residents do not maintain their property as well as existing residents. And while respondents seem optimistic about the overall Joliet economy – with nearly 60 percent saying it is changing for the better – only 33 percent say the East Side economy is changing for the better. Lastly, 85 percent of East Side residents appear to be unable to satisfy the majority of their shopping needs within the East Side community; the only service a majority of East Side residents perform in the community is laundry.

1.2. Quality of Life in Joliet

Mail survey respondent perceptions of Joliet were derived from their responses to question 2, which asked them to rate the quality of various aspects of life in Joliet. Approximately 80 percent of respondents considered Joliet neighborhoods to be of “Good” or “Fair” quality, while 9 percent considered them “Excellent” and 12 percent considered them “Poor”. Respondents appeared to have a better impression of homes in Joliet, with 83 percent rating them as “Good” or “Fair” quality, while 9 percent considered them “Excellent” and only 8 percent considered them “Poor”. Neighborhood safety appeared to be of considerable concern, with over 20 percent of respondents listing safety as “Poor”, while an additional 40 percent rated safety as “Fair”.

© 2007 czbLLC

2. Meeting Surveys

2.1. Basic Survey Respondent Demographics

There were 123 respondents to the meeting survey, of whom 15 percent lived in the Northeast of Joliet, 39 percent lived in the Southeast of Joliet, 37 percent lived elsewhere in Joliet, and 9 percent lived outside Joliet. The vast majority of respondents were homeowners – 84 percent of the sample – while only 14 percent rented. The mean estimated current market value of the homeowners' houses was \$201,236 and the mean renter paid \$553 in rent per month. In 83 percent of cases rent excluded the cost of heat. Nearly 54 percent of respondents were employed full time and an additional 25 percent were retired. Only 3 percent of the sample was unemployed. The sample captured persons from a wide range of household incomes; almost 40 percent of the sample grossed more than \$75,000 per year. The median household income was between \$50,000 and \$75,000 per year.

2.2. Perceptions of Joliet

Survey respondent perceptions of Joliet and the East Side were derived from their responses questions 3, 4, 5, 19, 20, and 22, which asked them to compare the East Side of Joliet to the rest of Joliet, to compare new East Side residents to existing residents, their impression of the economy in Joliet and the East Side, and their ability to satisfy their shopping needs within the East Side of Joliet. Based on their responses the meeting survey respondents have an even more negative perception of the East Side of Joliet than the mail survey respondents. **Almost 85 percent of the sample considers the East Side worse than the rest of Joliet, with 56 percent considering it much worse.** Moreover, respondents believe that the East Side of Joliet continues to deteriorate, with 49 percent saying that new East Side residents earn less than current residents, and 25 percent saying that new residents do not maintain their property as well as existing residents. And while respondents seem optimistic about the overall Joliet economy – with 57 percent saying it is changing for the better – only 30 percent say the East Side economy is changing for the better. **Lastly, 95 percent of East Side residents appear to be unable to satisfy the majority of their shopping needs within the East Side community;** the only services a majority of East Side residents perform in the community are banking, laundry, dry cleaning, and salon/barber.

2.3. Quality of Life in Joliet

Meeting survey respondent perceptions of Joliet were derived from their responses to question 2, which asked them to rate the quality of various aspects of life in Joliet. Approximately 70 percent of respondents considered Joliet neighborhoods to be of “Good” or “Fair” quality, while 15 percent considered them “Excellent” and 15 percent considered them “Poor”. Respondents appeared to have a better impression of homes in Joliet, with 75 percent rating them as “Good” or “Fair” quality, while 13 percent considered them “Excellent” and 11 percent considered them “Poor”. Neighborhood safety appeared to be of considerable concern to the meeting survey respondents; however to a lesser extent than the mail survey respondents. Just under 20 percent of respondents listing safety as “Poor”, while an additional 31 percent rated safety as “Fair”.

Online Surveys

2.3. Basic Survey Respondent Demographics

There were 81 respondents to the online survey, of whom 11 percent lived in the Northeast of Joliet, 15 percent lived in the Southeast of Joliet, 49 percent lived elsewhere in Joliet, and 25 percent lived outside Joliet. The vast majority of respondents were homeowners – 86 percent of the sample – while only 14 percent rented. The mean estimated current market value of the homeowners' houses was \$157,709 and the mean renter paid \$564 in rent per month. In 75 percent of cases rent excluded the cost of heat. Nearly 90 percent of online respondents were employed full time and an additional 4 percent were retired. No one in the sample was unemployed. The online survey did the best at capturing persons of higher incomes. Only 11 percent of the sample grossed less than \$50,000 per year, while nearly 10 percent of sample grossed more than \$150,000 per year. The median household income was between \$75,000 and \$100,000 per year.

2.4. Perceptions of Joliet

Survey respondent perceptions of Joliet and the East Side were derived from their responses questions 3, 4, 5, 19, 20, and 22, which asked them to compare the East Side of Joliet to the rest of Joliet, to compare new East Side residents to existing residents, their impression of the economy in Joliet and the East Side, and their ability to satisfy their shopping needs within the East Side of Joliet. **The online survey respondents have the most negative perception of the East Side of Joliet, with 93 percent of the sample considering the East Side worse than the rest of Joliet. Of this 93 percent, 65 percent are those who consider the East Side much worse than the rest of Joliet.** This highly negative perception of the East Side is apparent in subsequent questions, as 64 percent of online survey respondents say that new East Side residents earn less than current residents, and **45 percent say that new residents do not maintain their property as well as existing residents.** Online survey respondents are less enthusiastic about the Joliet economy, with 46 percent saying it is changing for the better and 25 percent saying it is changing for the worse. Less of a divide exists between perceptions of the economy in the East Side and the rest of Joliet, with 33 percent saying the East Side economy is improving and 22 percent saying it is getting worse. Lastly, 90 percent of East Side residents appear to be unable to satisfy the majority of their shopping needs within the East Side community; there are no services where the majority of residents obtain the service within the East Side community.

3.3. Quality of Life in Joliet

Online survey respondent perceptions of Joliet were derived from their responses to question 2, which asked them to rate the quality of various aspects of life in Joliet. Approximately 60 percent of respondents considered Joliet neighborhoods to be of "Good" or "Fair" quality, while 17 percent considered them "Excellent" and 17 percent considered them "Poor". Respondents appeared to have a better impression of homes in Joliet, with 72 percent rating them as "Good" or "Fair" quality, while 15 percent considered them "Excellent" and 9 percent considered them "Poor". Online survey respondents appeared to have a slightly more favorable impression of neighborhood safety than other survey respondents. Though 22 percent listed safety as "Poor", only 25 percent rated safety as "Fair" and 14 percent rated safety as "Excellent".

Tabulations for Joliet Online Surveys

Q1.

Where do you reside?	Freq.	Percent	Cum.
Northeast	9	11.11	11.11
Southeast	12	14.81	25.93
Elsewhere in Joliet	40	49.38	75.31
Outside of Joliet	20	24.69	100.00
Total	81	100.00	

Q2a.

Neighborhood quality	Freq.	Percent	Cum.
Excellent	14	17.28	17.28
Good	31	38.27	55.56
Fair	18	22.22	77.78
Poor	14	17.28	95.06
Not Sure	4	4.94	100.00
Total	81	100.00	

Q2b.

Quality of homes	Freq.	Percent	Cum.
Excellent	12	14.81	14.81
Good	35	43.21	58.02
Fair	24	29.63	87.65
Poor	7	8.64	96.30
Not Sure	3	3.70	100.00
Total	81	100.00	

Q2c.

Neighborhood			
safety	Freq.	Percent	Cum.
Excellent	11	13.58	13.58
Good	29	35.80	49.38
Fair	20	24.69	74.07
Poor	18	22.22	96.30
Not Sure	3	3.70	100.00
Total	81	100.00	

Q3.

How would you compare Joliet's East Side to the rest of Joliet?	Freq.	Percent	Cum.
Somewhat Better	3	3.70	3.70
Much Worse	53	65.43	69.14
Somewhat Worse	22	27.16	96.30
Same	3	3.70	100.00
Total	81	100.00	

Q4.

The people moving into the East Side seem to...	Freq.	Percent	Cum.
Earn as much as existing residents	15	18.52	18.52
Earn more	3	3.70	22.22
Earn less	52	64.20	86.42
No newcomers	11	13.58	100.00
Total	81	100.00	

Q5.

The people moving into the East Side seem to...	Freq.	Percent	Cum.
Maintain property as well as existing r	13	16.05	16.05
Maintain property better	10	12.35	28.40
Maintain property worse	37	45.68	74.07
Not Sure	21	25.93	100.00
Total	81	100.00	

Q6.

Do you own or rent?	Freq.	Percent	Cum.
Rent	11	13.58	13.58
Own	70	86.42	100.00
Total	81	100.00	

Q7. In what year did you purchase your current home?

stats	q7
mean	1996.983
sd	10.77912

Q9. How much did you purchase your home for?

stats	q9
mean	157709.3
sd	112972.1

Q10. Please estimate the current market value of your home.

stats	q10
-------	-----

mean	231463
sd	106294.7

Q11.

Have you remodeled or improved your home in the last two years?	Freq.	Percent	Cum.
Yes	38	62.30	62.30
No	23	37.70	100.00
Total	61	100.00	

Q12a.

I will make substantial investments of over \$10k in my home by 2009	Freq.	Percent	Cum.
Agree	26	100.00	100.00
Total	26	100.00	

Q12b.

I cannot make home repairs due to lack of money	Freq.	Percent	Cum.
Agree	18	100.00	100.00

Total	18	100.00

Q12c.

I would invest more in y home if my neighbors did the same			
	Freq.	Percent	Cum.
Agree	11	100.00	100.00
Total	11	100.00	

Q13. In what year did you move into your current home?

stats	q13
mean	1998.5
sd	6.565059

Q15. How much was your monthly rent?

stats	q15
mean	547
sd	200.4245

Q16. How much is your monthly rent now?

stats	q16
mean	564.1667
sd	149.9472

Q16a.

Does this

include the			
cost of			
heat?	Freq.	Percent	Cum.
Yes	1	25.00	25.00
No	3	75.00	100.00
Total	4	100.00	

Q17.

Within the next			
three years do			
you expect to	Freq.	Percent	Cum.
Continue to rent	2	40.00	40.00
Buy a home	3	60.00	100.00
Total	5	100.00	

Q18.

What is the main reason you haven't			
purchased a home yet?	Freq.	Percent	Cum.
Not planning on staying in the area	1	16.67	16.67
Lack of housing choice	1	16.67	33.33
Affordable homes are poor quality or sm	4	66.67	100.00
Total	6	100.00	

Q19.

The economy in			
Joliet is			
changing...	Freq.	Percent	Cum.
For the better	29	46.03	46.03
For the worse	16	25.40	71.43

Not changing	12	19.05	90.48
Not Sure	6	9.52	100.00
Total	63	100.00	

Q20.

The economy on the East Side of Joliet is changing...	Freq.	Percent	Cum.
For the better	22	32.84	32.84
For the worse	15	22.39	55.22
Not changing	27	40.30	95.52
Not Sure	3	4.48	100.00
Total	67	100.00	

Q21. How far do you normally have to go for the following goods and services?

Buy groceries...	Freq.	Percent	Cum.
Within the East Side	3	12.00	12.00
Outside the East Side	22	88.00	100.00
Total	25	100.00	

Eat at restaurants...	Freq.	Percent	Cum.
Within the East Side	6	24.00	24.00
Outside the East Side	19	76.00	100.00
Total	25	100.00	

Buy footwear...	Freq.	Percent	Cum.
Within the East Side	2	8.00	8.00

Outside the East Side	23	92.00	100.00
Total	25	100.00	

Buy apparel...	Freq.	Percent	Cum.
Within the East Side	1	4.00	4.00
Outside the East Side	24	96.00	100.00
Total	25	100.00	

Buy Gas...	Freq.	Percent	Cum.
Within the East Side	8	32.00	32.00
Outside the East Side	17	68.00	100.00
Total	25	100.00	

Get auto care...	Freq.	Percent	Cum.
Within the East Side	4	16.00	16.00
Outside the East Side	21	84.00	100.00
Total	25	100.00	

Buy furniture...	Freq.	Percent	Cum.
Within the East Side	2	8.00	8.00
Outside the East Side	23	92.00	100.00
Total	25	100.00	

Do banking...	Freq.	Percent	Cum.
Within the East Side	9	36.00	36.00

Outside	the East Side	16	64.00	100.00
	Total	25	100.00	

Get legal services...		Freq.	Percent	Cum.
Within	the East Side	6	27.27	27.27
Outside	the East Side	16	72.73	100.00
	Total	22	100.00	

	Do laundry...	Freq.	Percent	Cum.
Within	the East Side	10	45.45	45.45
Outside	the East Side	12	54.55	100.00
	Total	22	100.00	

Get dry cleaning...		Freq.	Percent	Cum.
Within	the East Side	8	36.36	36.36
Outside	the East Side	14	63.64	100.00
	Total	22	100.00	

Get	child care...	Freq.	Percent	Cum.
Within	the East Side	3	15.79	15.79
Outside	the East Side	16	84.21	100.00
	Total	19	100.00	

Go to	movies...	Freq.	Percent	Cum.

Within the	East Side	1	4.76	4.76
Outside the	East Side	20	95.24	100.00
Total	21		100.00	

Go to salon or				
barber...		Freq.	Percent	Cum.
Within the	East Side	8	33.33	33.33
Outside the	East Side	16	66.67	100.00
Total		24	100.00	

Q22.

Can you				
satisfy the				
majority				
of				
your				
shopping				
needs on				
the East				
Side?	Freq.	Percent	Cum.	
Yes	2	9.09	9.09	
No	20	90.91	100.00	
Total	22	100.00		

Q24.

How many				
people live				
in your				
household?	Freq.	Percent	Cum.	
1	11	16.67	16.67	
2	15	22.73	39.39	

3	13	19.70	59.09
4	17	25.76	84.85
5	5	7.58	92.42
6	1	1.52	93.94
7	3	4.55	98.48
24	1	1.52	100.00
Total	66	100.00	

Q26.

How would you describe your current employment situation?			
	Freq.	Percent	Cum.
Full time	60	89.55	89.55
Retired	3	4.48	94.03
Part time	1	1.49	95.52
Student	1	1.49	97.01
Other	2	2.99	100.00
Total	67	100.00	

Q27.

What is your gross annual household income?			
	Freq.	Percent	Cum.
Less than \$25,000	1	1.59	1.59
\$25,001 to \$50,000	6	9.52	11.11
\$50,001 to \$75,000	18	28.57	39.68
\$75,001 to \$100,000	17	26.98	66.67
\$100,001 to \$150,000	15	23.81	90.48
150,001 or more	6	9.52	100.00
Total	63	100.00	

Tabulations for Joliet Mail Survey English and Spanish Combined

Q1.

Where do you reside?	Freq.	Percent	Cum.
Northeast	191	41.43	41.43
Southeast	144	31.24	72.67
Elsewhere in Joliet	115	24.95	97.61
Outside of Joliet	11	2.39	100.00
Total	461	100.00	

Q2a.

Neighborhood quality	Freq.	Percent	Cum.
Excellent	42	8.90	8.90
Good	181	38.35	47.25
Fair	190	40.25	87.50
Poor	56	11.86	99.36
Not Sure	3	0.64	100.00
Total	472	100.00	

Q2b.

Quality of homes	Freq.	Percent	Cum.
Excellent	40	8.51	8.51
Good	188	40.00	48.51
Fair	202	42.98	91.49
Poor	37	7.87	99.36
Not Sure	3	0.64	100.00
Total	470	100.00	

Q2c.

Neighborhood

safety	Freq.	Percent	Cum.
Excellent	40	8.51	8.51
Good	136	28.94	37.45
Fair	187	39.79	77.23
Poor	96	20.43	97.66
Not Sure	11	2.34	100.00
Total	470	100.00	

Q3.

How would you compare Joliet's East Side to the rest of Joliet?	Freq.	Percent	Cum.
Much Better	24	5.14	5.14
Somewhat Better	51	10.92	16.06
Much Worse	182	38.97	55.03
Somewhat Worse	144	30.84	85.87
Same	18	3.85	89.72
6	1	0.21	89.94
7	2	0.43	90.36
Not Sure	45	9.64	100.00
Total	467	100.00	

Q4.

The people moving into the East Side seem to...	Freq.	Percent	Cum.

Earn as much as existing residents	121	28.81	28.81
Earn more	50	11.90	40.71
Earn less	177	42.14	82.86
No newcomers	66	15.71	98.57
Not Sure	6	1.43	100.00
Total	420	100.00	

Q5.

The people moving into the East Side			
seem to...	Freq.	Percent	Cum.
Maintain property as well as existing r	153	33.48	33.48
Maintain property better	66	14.44	47.92
Maintain property worse	130	28.45	76.37
No Newcomers	2	0.44	76.81
Not Sure	103	22.54	99.34
9	3	0.66	100.00
Total	457	100.00	

Q6.

Do you own			
or rent?	Freq.	Percent	Cum.
Rent	51	10.76	10.76
Own	423	89.24	100.00
Total	474	100.00	

Q7. In what year did you purchase your current home?

stats	
mean	1991.267

sd	22.68607

Q9. How much did you purchase your home for?

stats	q9
mean	110150.8
sd	75092.49

Q10. Please estimate the current market value of your home.

stats	q10
mean	167868.5
sd	70035.92

Q11.

Have you remodeled or improved your home in the last two years?			
	Freq.	Percent	Cum.
0	1	0.25	0.25
Yes	266	67.51	67.77
No	125	31.73	99.49
Not Sure	2	0.51	100.00
Total	394	100.00	

Q12a.

I will make substantial investments of over \$10k in my home by 2009			
	Freq.	Percent	Cum.

Strongly Agree	92	23.65	23.65
Agree	90	23.14	46.79
Disagree	80	20.57	67.35
Strongly Disagree	49	12.60	79.95
Not Sure	77	19.79	99.74
9	1	0.26	100.00
Total	389	100.00	

Q12b.

I cannot make home repairs due to lack of money			
	Freq.	Percent	Cum.
Strongly Agree	58	15.72	15.72
Agree	96	26.02	41.73
Disagree	116	31.44	73.17
Strongly Disagree	71	19.24	92.41
Not Sure	28	7.59	100.00
Total	369	100.00	

Q12c.

I would invest more in my home if my neighbors did the same			
	Freq.	Percent	Cum.
Strongly Agree	66	17.84	17.84
Agree	74	20.00	37.84

Disagree	120	32.43	70.27
Strongly Disagree	70	18.92	89.19
Not Sure	40	10.81	100.00
Total	370	100.00	

Q13. In what year did you move into your current home?

stats	q13
mean	2001.907
sd	6.45527

Q15. How much was your monthly rent?

stats	q15
mean	680.75
sd	516.0822

Q16. How much is your monthly rent now?

stats	q16
mean	813.1957
sd	1125.109

Q16a.

Does this include the cost of heat?	Freq.	Percent	Cum.
Yes	7	14.58	14.58
No	41	85.42	100.00
Total	48	100.00	

Q17.

Within the next three years do you expect to	Freq.	Percent	Cum.
Continue to rent	21	44.68	44.68
Buy a home	26	55.32	100.00
Total	47	100.00	

Q18.

What is the main reason you haven't purchased a home yet?	Freq.	Percent	Cum.
Prefer to rent	6	10.71	10.71
Not planning on staying in the area	6	10.71	21.43
High down payment requirement	7	12.50	33.93
Lack of housing choice	3	5.36	39.29
Affordable homes are poor quality or sm	1	1.79	41.07
Can't qualify for loan	28	50.00	91.07
Cheaper to rent	2	3.57	94.64
9	3	5.36	100.00
Total	56	100.00	

Q19.

The economy in Joliet is changing...	Freq.	Percent	Cum.
For the better	247	57.71	57.71
For the worse	79	18.46	76.17
Not changing	102	23.83	100.00
Total	428	100.00	

Q20.

The economy on the East Side of Joliet is changing...	Freq.	Percent	Cum.
For the better	135	33.17	33.17
For the worse	115	28.26	61.43
Not changing	156	38.33	99.75
Not Sure	1	0.25	100.00
Total	407	100.00	

Q21. How far do you normally have to go for the following goods and services?

Buy groceries...	Freq.	Percent	Cum.
Within the East Side	101	30.06	30.06
Outside the East Side	235	69.94	100.00
Total	336	100.00	

Eat at restaurants...	Freq.	Percent	Cum.
Within the East Side	52	16.00	16.00
Outside the East Side	273	84.00	100.00
Total	325	100.00	

Buy footwear...	Freq.	Percent	Cum.
Within the East Side	13	3.92	3.92
Outside the East Side	319	96.08	100.00
Total	332	100.00	

Buy apparel...	Freq.	Percent	Cum.
Within the East Side	15	4.67	4.67
Outside the East Side	306	95.33	100.00

Total	321	100.00	

	Buy Gas...	Freq.	Percent	Cum.
Within	the East Side	107	32.52	32.52
Outside	the East Side	222	67.48	100.00
Total		329	100.00	

	Get auto care...	Freq.	Percent	Cum.
Within	the East Side	85	26.81	26.81
Outside	the East Side	232	73.19	100.00
Total		317	100.00	

	Buy furniture...	Freq.	Percent	Cum.
Within	the East Side	46	15.54	15.54
Outside	the East Side	250	84.46	100.00
Total		296	100.00	

	Do banking...	Freq.	Percent	Cum.
Within	the East Side	125	38.34	38.34
Outside	the East Side	201	61.66	100.00
Total		326	100.00	

	Get legal services...	Freq.	Percent	Cum.

Within the East Side	86	35.68	35.68
Outside the East Side	155	64.32	100.00
Total	241	100.00	

	Do laundry...	Freq.	Percent	Cum.
Within	the East Side	99	55.31	55.31
Outside	the East Side	80	44.69	100.00
	Total	179	100.00	

	Get dry cleaning...	Freq.	Percent	Cum.
Within the East Side		119	46.67	46.67
Outside the East Side		136	53.33	100.00
Total		255	100.00	

Get	child care...	Freq.	Percent	Cum.
Within	the East Side	51	40.48	40.48
Outside	the East Side	75	59.52	100.00
	Total	126	100.00	

Go to	movies...	Freq.	Percent	Cum.
Within the	East Side	12	3.96	3.96
Outside the	East Side	291	96.04	100.00
	Total	303	100.00	

Go to salon or barber...	Freq.	Percent	Cum.

Within the East Side	106	36.93	36.93
Outside the East Side	181	63.07	100.00
Total	287	100.00	

Q22.

Can you satisfy the majority of your shopping needs on the East Side?			
	Freq.	Percent	Cum.
Yes	46	14.02	14.02
No	282	85.98	100.00
Total	328	100.00	

Q23.

Top five retail or services you'd like to see on East Side			
	Freq.	Percent	Cum.
Coffee shop	107	28.53	28.53
Beauty products	13	3.47	32.00
House wares	98	26.13	58.13
Tax service	2	0.53	58.67
Pharmacy	42	11.20	69.87
Sit down restaurant	73	19.47	89.33
Fast food	6	1.60	90.93
Fresh fruit and vegetables	8	2.13	93.07
Movie theater	10	2.67	95.73
Grocery	8	2.13	97.87
Shoes and clothing	3	0.80	98.67
Day care	1	0.27	98.93
Book store	2	0.53	99.47

Other	2	0.53	100.00
Total	375	100.00	

Top five retail or services you'd like to see on East			
Side	Freq.	Percent	Cum.
Beauty products	8	2.21	2.21
House wares	29	8.01	10.22
Tax service	6	1.66	11.88
Pharmacy	46	12.71	24.59
Sit down restaurant	121	33.43	58.01
Fast food	17	4.70	62.71
Fresh fruit and vergatables	43	11.88	74.59
Movie theater	44	12.15	86.74
Grocery	29	8.01	94.75
Shoes and clothing	12	3.31	98.07
Day care	2	0.55	98.62
Book store	2	0.55	99.17
Bar/Club	1	0.28	99.45
Bank	1	0.28	99.72
Other	1	0.28	100.00
Total	362	100.00	

Top five retail or services you'd like to see on East			
Side	Freq.	Percent	Cum.
House wares	6	1.72	1.72
Tax service	1	0.29	2.01
Pharmacy	13	3.72	5.73
Sit down restaurant	41	11.75	17.48
Fast food	26	7.45	24.93

Fresh fruit and vergatables	37	10.60	35.53
Movie theater	70	20.06	55.59
Grocery	82	23.50	79.08
Shoes and clothing	37	10.60	89.68
Day care	7	2.01	91.69
Book store	16	4.58	96.28
Bar/Club	1	0.29	96.56
Bank	6	1.72	98.28
Other	6	1.72	100.00
Total	349	100.00	

Top five retail or services you'd like to see on East			
Side	Freq.	Percent	Cum.
Pharmacy	2	0.65	0.65
Sit down restaurant	8	2.61	3.26
Fast food	4	1.30	4.56
Fresh fruit and vergatables	21	6.84	11.40
Movie theater	32	10.42	21.82
Grocery	94	30.62	52.44
Shoes and clothing	62	20.20	72.64
Day care	15	4.89	77.52
Book store	35	11.40	88.93
Bar/Club	9	2.93	91.86
Bank	16	5.21	97.07
Other	9	2.93	100.00
Total	307	100.00	

Top five retail or services you'd like to see on East			
Side	Freq.	Percent	Cum.
Coffee shop	1	0.40	0.40

Sit down restaurant	2	0.79	1.19
Fast food	2	0.79	1.98
Fresh fruit and vegetables	3	1.19	3.17
Movie theater	7	2.78	5.95
Grocery	34	13.49	19.44
Shoes and clothing	52	20.63	40.08
Day care	13	5.16	45.24
Book store	52	20.63	65.87
Bar/Club	14	5.56	71.43
Bank	40	15.87	87.30
Other	32	12.70	100.00
Total	252	100.00	

Q24.

How many			
people live			
in your			
household?	Freq.	Percent	Cum.
0	1	0.22	0.22
1	70	15.15	15.37
2	123	26.62	41.99
3	97	21.00	62.99
4	104	22.51	85.50
5	40	8.66	94.16
6	17	3.68	97.84
7	8	1.73	99.57
8	1	0.22	99.78
11	1	0.22	100.00
Total	462	100.00	

Q26.

How would you			
describe			
your current			
employment situation?	Freq.	Percent	Cum.

Full time	298	63.68	63.68
Retired	78	16.67	80.34
Looking for employment	24	5.13	85.47
Disabled	18	3.85	89.32
Part time	25	5.34	94.66
Student	2	0.43	95.09
Homemaker	18	3.85	98.93
Other	5	1.07	100.00
Total	468	100.00	

Q27.

What is your gross annual household income?			
	Freq.	Percent	Cum.
Less than \$25,000	69	15.47	15.47
\$25,001 to \$50,000	149	33.41	48.88
\$50,001 to \$75,000	122	27.35	76.23
\$75,001 to \$100,000	61	13.68	89.91
\$100,001 to \$150,000	39	8.74	98.65
150,001 or more	6	1.35	100.00
Total	446	100.00	

Tabulations for Joliet Meeting Surveys English Only

Q1.

Where do you reside?	Freq.	Percent	Cum.
Northeast	17	14.53	14.53
Southeast	46	39.32	53.85
Elsewhere in Joliet	43	36.75	90.60
Outside of Joliet	10	8.55	99.15
5	1	0.85	100.00
Total	117	100.00	

Q2a.

Neighborhood quality	Freq.	Percent	Cum.
Excellent	17	14.91	14.91
Good	42	36.84	51.75
Fair	38	33.33	85.09
Poor	17	14.91	100.00
Total	114	100.00	

Q2b.

Quality of homes	Freq.	Percent	Cum.
Excellent	14	12.73	12.73
Good	49	44.55	57.27
Fair	35	31.82	89.09
Poor	12	10.91	100.00
Total	110	100.00	

Q2c.

Neighborhood

safety	Freq.	Percent	Cum.
Excellent	10	9.17	9.17
Good	42	38.53	47.71
Fair	34	31.19	78.90
Poor	21	19.27	98.17
Not Sure	2	1.83	100.00
Total	109	100.00	

Q3.

How would you compare Joliet's East Side to the rest of Joliet?	Freq.	Percent	Cum.
Much Better	1	0.85	0.85
Somewhat Better	7	5.93	6.78
Much Worse	66	55.93	62.71
Somewhat Worse	35	29.66	92.37
6	2	1.69	94.07
Not Sure	7	5.93	100.00
Total	118	100.00	

Q4.

The people moving into the East Side seem to...	Freq.	Percent	Cum.
Earn as much as existing residents	18	18.37	18.37
Earn more	11	11.22	29.59
Earn less	48	48.98	78.57
No newcomers	17	17.35	95.92
Not Sure	4	4.08	100.00

Total	98	100.00
-------	----	--------

Q5.

The people moving into the East Side			
seem to...	Freq.	Percent	Cum.
Maintain property as well as existing r	38	34.55	34.55
Maintain property better	21	19.09	53.64
Maintain property worse	27	24.55	78.18
No Newcomers	1	0.91	79.09
Not Sure	23	20.91	100.00
Total	110	100.00	

Q6.

Do you own			
or rent?	Freq.	Percent	Cum.
Rent	16	13.91	13.91
Own	97	84.35	98.26
3	2	1.74	100.00
Total	115	100.00	

Q7. In what year did you purchase your current home?

stats	q7
mean	1965.761
sd	207.3757

Q9. How much did you purchase your home for?

stats	q9
mean	124148.5

sd	157801.7

Q10. Please estimate the current market value of your home.

stats	q10
mean	201236.1
sd	159220.2

Q11.

Have you remodeled or improved your home in the last two years?	Freq.	Percent	Cum.
Yes	62	72.94	72.94
No	23	27.06	100.00
Total	85	100.00	

Q12a.

I will make substantial investments of over \$10k in my home by 2009	Freq.	Percent	Cum.
Strongly Agree	26	30.59	30.59
Agree	28	32.94	63.53
Disagree	16	18.82	82.35
Strongly Disagree	6	7.06	89.41
Not Sure	9	10.59	100.00
Total	85	100.00	

Q12b.

I cannot make home repairs due to lack of money	Freq.	Percent	Cum.
Strongly Agree	6	8.33	8.33
Agree	17	23.61	31.94
Disagree	23	31.94	63.89
Strongly Disagree	21	29.17	93.06
Not Sure	5	6.94	100.00
Total	72	100.00	

Q12c.

I would invest more in y home if my neighbors did the same	Freq.	Percent	Cum.
Strongly Agree	9	12.16	12.16
Agree	17	22.97	35.14
Disagree	27	36.49	71.62
Strongly Disagree	15	20.27	91.89
Not Sure	6	8.11	100.00
Total	74	100.00	

Q13. In what year did you move into your current home?

stats	q13
mean	2001.923
sd	5.992517

Q15. How much was your monthly rent?

stats	q15
mean	530.7692
sd	312.6356

Q16. How much is your monthly rent now?

stats	q16
mean	553.3846
sd	250.7102

Q16a.

Does this include the cost of heat?			
	Freq.	Percent	Cum.
Yes	2	16.67	16.67
No	10	83.33	100.00
Total	12	100.00	

Q17.

Within the next three years do you expect to			
	Freq.	Percent	Cum.
Continue to rent	7	53.85	53.85
Buy a home	6	46.15	100.00
Total	13	100.00	

Q18.

What is the main reason you haven't

purchased a home yet?	Freq.	Percent	Cum.
Prefer to rent	3	23.08	23.08
High down payment requirement	1	7.69	30.77
Lack of housing choice	1	7.69	38.46
Can't qualify for loan	6	46.15	84.62
Cheaper to rent	2	15.38	100.00
Total	13	100.00	

Q19.

The economy in Joliet is changing...	Freq.	Percent	Cum.
For the better	52	57.14	57.14
For the worse	20	21.98	79.12
Not changing	19	20.88	100.00
Total	91	100.00	

Q20.

The economy on the East Side of Joliet is changing...	Freq.	Percent	Cum.
For the better	28	29.47	29.47
For the worse	31	32.63	62.11
Not changing	35	36.84	98.95
Not Sure	1	1.05	100.00
Total	95	100.00	

Q21. How far do you normally have to go for the following goods and services?

Buy groceries...	Freq.	Percent	Cum.
Within the East Side	16	25.40	25.40
Outside the East Side	47	74.60	100.00
Total	63	100.00	

Eat at restaurants...	Freq.	Percent	Cum.
Within the East Side	10	16.67	16.67
Outside the East Side	50	83.33	100.00
Total	60	100.00	

Buy footwear...	Freq.	Percent	Cum.
Within the East Side	1	1.59	1.59
Outside the East Side	62	98.41	100.00
Total	63	100.00	

Buy apparel...	Freq.	Percent	Cum.
Within the East Side	2	3.28	3.28
Outside the East Side	59	96.72	100.00
Total	61	100.00	

	Buy Gas...	Freq.	Percent	Cum.
Within	the East Side	15	27.27	27.27
Outside	the East Side	40	72.73	100.00
	Total	55	100.00	

Get auto care...	Freq.	Percent	Cum.

Within the East Side	17	29.31	29.31
Outside the East Side	41	70.69	100.00
Total	58	100.00	

Buy furniture...	Freq.	Percent	Cum.
Within the East Side	7	11.86	11.86
Outside the East Side	52	88.14	100.00
Total	59	100.00	

	Do banking...	Freq.	Percent	Cum.
Within	the East Side	33	54.10	54.10
Outside	the East Side	28	45.90	100.00
	Total	61	100.00	

Get legal services...	Freq.	Percent	Cum.
Within the East Side	19	35.19	35.19
Outside the East Side	35	64.81	100.00
Total	54	100.00	

	Do laundry...	Freq.	Percent	Cum.
Within	the East Side	23	57.50	57.50
Outside	the East Side	17	42.50	100.00
	Total	40	100.00	

Get dry cleaning...	Freq.	Percent	Cum.

Within the East Side	26	50.98	50.98
Outside the East Side	25	49.02	100.00
Total	51	100.00	

Get	child care...	Freq.	Percent	Cum.
Within	the East Side	12	46.15	46.15
Outside	the East Side	14	53.85	100.00
	Total	26	100.00	

Go to	movies...	Freq.	Percent	Cum.
Within the	East Side	1	1.64	1.64
Outside the	East Side	60	98.36	100.00
	Total	61	100.00	

Go to salon or				
barber...	Freq.	Percent	Cum.	
Within the East Side	31	58.49	58.49	
Outside the East Side	22	41.51	100.00	
Total	53	100.00		

Q22.

Can you satisfy the majority of your shopping needs on the East Side?			
	Freq.	Percent	Cum.

Yes	3	5.26	5.26
No	54	94.74	100.00
Total	57	100.00	

Q23.

Top five retail or services you'd like to see on East			
Side	Freq.	Percent	Cum.
Coffee shop	16	19.05	19.05
House wares	18	21.43	40.48
Tax service	1	1.19	41.67
Pharmacy	18	21.43	63.10
Sit down restaurant	20	23.81	86.90
Fast food	1	1.19	88.10
Fresh fruit and vergatables	2	2.38	90.48
Movie theater	3	3.57	94.05
Grocery	4	4.76	98.81
Other	1	1.19	100.00
Total	84	100.00	

Top five retail or services you'd like to see on East			
Side	Freq.	Percent	Cum.
House wares	5	6.25	6.25
Pharmacy	9	11.25	17.50
Sit down restaurant	19	23.75	41.25
Fast food	4	5.00	46.25
Fresh fruit and vergatables	16	20.00	66.25
Movie theater	17	21.25	87.50
Grocery	6	7.50	95.00
Day care	3	3.75	98.75
Bank	1	1.25	100.00

Total	80	100.00

Top five retail or services you'd like to see on East			
Side	Freq.	Percent	Cum.
Sit down restaurant	9	12.00	12.00
Fast food	2	2.67	14.67
Fresh fruit and vergatables	10	13.33	28.00
Movie theater	14	18.67	46.67
Grocery	33	44.00	90.67
Shoes and clothing	3	4.00	94.67
Day care	1	1.33	96.00
Other	3	4.00	100.00
Total	75	100.00	

Top five retail or services you'd like to see on East			
Side	Freq.	Percent	Cum.
House wares	1	1.41	1.41
Fast food	1	1.41	2.82
Fresh fruit and vergatables	3	4.23	7.04
Movie theater	4	5.63	12.68
Grocery	25	35.21	47.89
Shoes and clothing	17	23.94	71.83
Day care	5	7.04	78.87
Book store	11	15.49	94.37
Bar/Club	2	2.82	97.18
Bank	2	2.82	100.00
Total	71	100.00	

Top five retail or services you'd like to see on East			
Side	Freq.	Percent	Cum.
Fresh fruit and vergatables	1	1.56	1.56
Grocery	7	10.94	12.50
Shoes and clothing	9	14.06	26.56
Day care	9	14.06	40.63
Book store	15	23.44	64.06
Bar/Club	1	1.56	65.63
Bank	9	14.06	79.69
Other	13	20.31	100.00
Total	64	100.00	

Q24.

How many people live in your household?			
	Freq.	Percent	Cum.
1	16	16.49	16.49
2	38	39.18	55.67
3	17	17.53	73.20
4	17	17.53	90.72
5	5	5.15	95.88
6	4	4.12	100.00
Total	97	100.00	

Q26.

How would you describe your current employment situation?			
	Freq.	Percent	Cum.
Full time	55	53.92	53.92

Retired	25	24.51	78.43
Looking for employment	3	2.94	81.37
Disabled	4	3.92	85.29
Part time	11	10.78	96.08
Homemaker	2	1.96	98.04
Other	2	1.96	100.00
Total	102	100.00	

Q27.

What is your gross annual household income?			
	Freq.	Percent	Cum.
Less than \$25,000	16	16.84	16.84
\$25,001 to \$50,000	21	22.11	38.95
\$50,001 to \$75,000	23	24.21	63.16
\$75,001 to \$100,000	17	17.89	81.05
\$100,001 to \$150,000	9	9.47	90.53
150,001 or more	9	9.47	100.00
Total	95	100.00	

B. Recreation

B-1. Demographic and Park Needs Summary

Total Existing Park Space Includes Tax Exempt Recreation Space

	Children (Under 5)	Children (5-17)	Total Population, Yr 2000	Total Existing Parks (Acres)	Park Demand (7.5 Acres/ 1,000 Persons)	(Over)/ Under Park Demand (Acres)
Planning Area 1	362	753	4,379	85.0	32.8	(52.2)
Planning Area 2	1,287	2,453	13,488	254.1	101.2	(152.9)
Planning Area 3	1,437	3,380	15,114	133.1	113.4	(19.7)
Planning Area 4	1,134	2,944	11,661	283.5	87.5	(196.0)
Planning Area 5	457	1,417	6,979	249.1	52.3	(196.8)
Planning Area 6	525	1,190	5,367	584.5	40.3	(544.2)
Total	5,202	12,137	56,988	1,589.3	427.4	(1,161.9)

*Parenthesis denotes an excess of space

Total Existing Park Space Excludes Tax Exempt Recreation Space

	Children (Under 5)	Children (5-17)	Total Population, Yr 2000	Total Existing Parks (Acres)	Park Demand (7.5 Acres/ 1,000 Persons)	(Over)/ Under Park Demand (Acres)
Planning Area 1	362	753	4,379	59.4	32.8	(26.6)
Planning Area 2	1,287	2,453	13,488	241.5	101.2	(140.3)
Planning Area 3	1,437	3,380	15,114	79.7	113.4	33.7
Planning Area 4	1,134	2,944	11,661	265.7	87.5	(178.2)
Planning Area 5	457	1,417	6,979	10.5	52.3	41.8
Planning Area 6	525	1,190	5,367	553.2	40.3	(512.9)
Total	5,202	12,137	56,988	1,210.0	427.4	(782.6)

*Parenthesis denotes an excess of space

Park Demand by Park Type - Excluding tax exempt park space

	Mini Parks/Tot Lots		Neighborhood Parks		Community Parks	
	Net Area		Net Area		Net Area	
	Existing	Needed	Existing	Needed	Existing	Needed
Planning Area 1	0.0	2.2	10.7	(6.3)	48.7	(22.4)
Planning Area 2	1.2	5.5	10.3	3.2	69.0	11.9
Planning Area 3	2.1	5.5	11.8	3.3	65.8	24.9
Planning Area 4	1.3	4.5	3.0	8.7	261.4	(191.4)
Planning Area 5	0.4	3.1	10.1	(3.1)	0.0	41.9
Planning Area 6	1.1	1.6	12.1	(6.7)	540.0	(507.8)
	6.1	22.4	58.0	(1.0)	984.9	(643.0)

*Parenthesis denotes an excess of space

Park Demand by Park Type - Including tax exempt park space

	Mini Parks/Tot Lots		Neighborhood Parks		Community Parks	
	Net Area		Net Area		Net Area	
	Existing	Needed	Existing	Needed	Existing	Needed
Planning Area 1	1.1	1.1	12.9	(8.5)	71.0	(44.7)
Planning Area 2	3.1	3.6	21.0	(7.5)	69.0	11.9
Planning Area 3	4.2	3.4	21.4	(6.3)	107.5	(16.8)
Planning Area 4	4.4	1.4	11.2	0.5	267.9	(197.9)
Planning Area 5	0.4	3.1	15.1	(8.1)	71.2	(29.3)
Planning Area 6	1.1	1.6	14.3	(8.9)	569.1	(536.9)
	14.3	14.2	95.9	(38.9)	1155.7	(813.8)

*Parenthesis denotes an excess of space

Planning Area 1

<i>Label</i>	<i>Parks</i>	<i>Acres</i>	<i>Type</i>
18	Bob Fowler Soccer Fields	15.0	C
19	Garnsey Park	7.2	C
31	Legion Park	2.0	N
49	Tezak Park	1.7	N
B	Broadway Greenway	12.5	C
F	Park C	7.0	N
I	Rivals Park	14.0	C
E1	Holy Cross	0.1	M
E2	Cunningham School	2.2	N
E3	St. Joe's Park	8.5	C
E4	Rivals Athletic Club	13.8	C
E7	City Center Plaza	0.2	M
E8	Courthouse Plaza	0.8	M
<i>Total</i>		85.0	

Planning Area 2

<i>Label</i>	<i>Parks</i>	<i>Acres</i>	<i>Type</i>
2	Andrew B. Barber	0.4	M
5	Bluff Plaza	4.8	N
28	Inwood Golf Course	161.0	R
29	Inwood Park	25.5	C
30	John Leach Park	2.0	N
48	Provena	7.5	C
47	Preservation Park	1.5	N
51	Rockdale School	0.5	M
52	Rotary Playground	2.0	N
57	Spieler Park	0.3	M
67	West Park	30.0	C
A	Bicentennial Park	6.0	C
E5	St. Mary's	3.2	N
E6	Open Space Site 1	0.5	M
E10	Lower Western Ave Greenway	1.5	N
E11	St. Peter's Lutheran	1.6	N
E12	Housing Authority Park 1	2.0	N
E13	West Side Des Plaines River Frontage	0.7	M
E14	St. John's	0.7	M
E15	Old Reedswood School	1.3	N
E16	St. Pat's	1.1	N
<i>Total</i>		254.1	

Planning Area 3

<i>Label</i>	<i>Parks</i>	<i>Acres</i>	<i>Type</i>
9	Columbia Park	0.2	M
12	Desmond Park	1.5	N
15	Forest Park	11.8	C
17	Forest Play Lot	0.3	M
20	Gottschlag Park	0.3	M
23	Hartman Rec Center	0.8	M
24	Heggie Field	4.3	N
35	Merchant/Manufacturers Park	0.5	M
50	Ridgewood Park	5.0	N
53	Sanchez Memorial	1.0	N
C	Joliet Iron Works	54.0	R
E21	Housing Authority Park Site 4	1.0	N
E23	Housing Authority Park Site 5	2.3	N
E24	Forrest Park School	0.9	M
E25	Holy Cross Baptist	9.0	C
E26	Sanchez Elementary	2.9	N
E27	Gompers Jr. High	18.0	C
E28	A.O. Marshall School	1.6	N
E36	Joliet Central Fields	14.7	C
E37	Spanish Center	0.9	M
E38	St. Joseph	1.8	N
E39	Playground along East Benton	0.3	M
<i>Total</i>		133.1	

Planning Area 4

<i>Label</i>	<i>Parks</i>	<i>Acres</i>	<i>Type</i>
1	Akin Park	0.4	M
5	Benton Street	0.1	M
10	Crombie Park	1.5	N
16	Gougar Rd Forest Preserve	261.4	R
41	Osgood Park	0.5	M
62	Varnado Park	1.5	N
63	Warren Sharpe	0.2	M
64	Washington Park	0.1	M
E9	Eastside Riverwalk	1.1	N
E17	2nd Baptist Church	0.8	M
E18	Housing Authority Park Site 2	0.4	M
E19	All Nations	2.6	N
E20	Housing Authority Park Site 3	0.5	M
E22	Mt. Moriah	0.7	M
E32	T.E. Culbertson School	3.2	N
E33	Woodland School	0.5	M
E34	Washintgon Jr. High	6.5	C
E35	Housing Authority Park Site 6	0.2	M
E46	Salvation Army	1.3	N
<i>Total</i>		283.5	

Planning Area 5

<i>Label</i>	<i>Parks</i>	<i>Acres</i>	<i>Type</i>
34	Manningdale	0.4	M
40	Oak Valley Park	4.0	N
56	Singleton Park	2.0	N
H	Park E	4.1	N
E41	Lutheran Social Service	5.0	N
E42	Thompson Instructional Center	6.4	C
E43	Former Joliet East High School	38.1	C
E44	Joliet Country Club	162.4	R
E47	Briggs Street YMCA	26.7	C
<i>Total</i>		249.1	

Planning Area 6*

<i>Label</i>	<i>Parks</i>	<i>Acres</i>	<i>Type</i>
3	Barber & Oberwartmann	2.9	N
8	College Park	4.2	N
39	Nowell Park	20.0	C
42	Parkwood	0.5	M
45	Pilcher Park - Includes Bird Haven, Higinbotham Woods, Pilcher Park Nature Center	420.0	R
68	Woodruff Golf Course	100.0	R
G	Park D	5.0	N
L	Tot Lot 2	0.6	M
E29	Ridgewood Baptist Church	2.2	N
E30	Ingalls Park Athletic Club	10.2	C
E31	Belmont Athletic Club	18.9	C
<i>Total</i>		584.5	

B-2. Park Facilities Summary

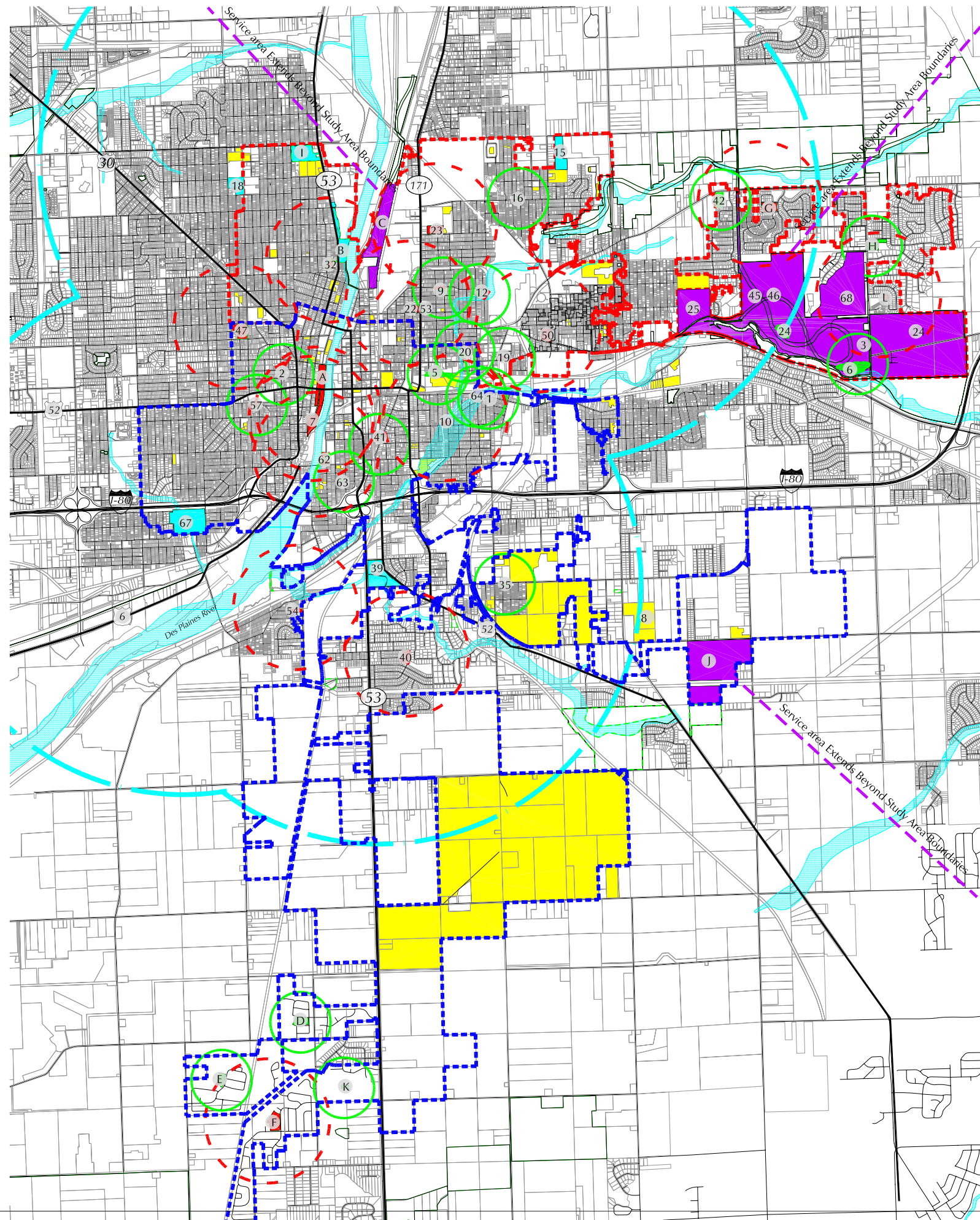
No.	Park Name	Acreage	Type	Rec. center	Ice Arena	Ball Fields	Swimming	Soccer	Basketball	Tennis	Golf	X- Country ski	Open/ Play Area	Play Equip	Shelter	Picninc Area	Natural Area	Hiking Trail	Meeting/ Banquet	Concessions	Comfort Station	Gift Shop	Fitness Center	Disk Golf	Horseshoes	Boccee Ball	Skate Park	Park Planning Area
1	Akin Park	0.4	M													X												4
2	Andrew B. Barber Park	0.4	M													X												2
3	Barber & Oberwortmann Hort Center	2.9	N														X		X	X	X							6
4	Barr Park	4.2	N										X	X														X
5	Benton Street Playground	0.1	M											X														4
6	Bird Haven Greenhouse & Conservatory	3.0	N														X				X							6
7	Bluff Plaza	4.8	N										X	X														2
8	College Park	4.2	N			X		X					X	X	X	X		X										6
9	Columbia Park	0.2	M											X														3
10	Crombie Park	1.5	N											X														4
11	Cumberland South Park	1.7	N										X	X														X
12	Desmond Park	1.5	N										X	X	X	X												3
13	Douglas-Madison Park	0.4	M											X		X												X
14	Eagle Ridge Park	1.7	N										X	X	X	X		X										X
15	Forest Park	11.8	C			X							X	X														3
16	Forest Preserve east of Gougar Road	261.4	R																									4
17	Forest Play Lot	0.3	M											X														3
18	Bob Fowler Memorial Soccer Fields	15.0	C					X					X															1
19	Garnsey Park	7.2	N			X				X				X														1
20	Gottschlag Park	0.3	M											X														3
21	Hampton Glen	1.8	N										X	X	X			X										X
22	Harlow Lockwood Softball Fields/ Inwood Complex	25.1	C			X		X						X						X	X							X
23	Hartman Rec Center	0.8	M	X					X					X					X	X	X		X					3
24	Heggie Field	4.3	N					X	X				X	X	X	X		X				X						3
25	Higinbotham Woods	238.0	R														X	X										6
26	Highland Park	60.0	R			X							X	X														6
27	Inwood Golf Course	161.0	R								X									X	X	X						2
28	Inwood Park	25.5	C							X			X	X	X	X	X	X			X				X	X		2
29	Jennifer Ann Voots Playground	4.1	N										X	X		X												X
29	Joliet Memorial Stadium	17.5	C																	X	X						X	
30	Joliet Regional Airport	178.0	R																X	X	X							

No.	Park Name	Acreage	Type	Rec. center	Ice Arena	Ball Fields	Swimming	Soccer	Basketball	Tennis	Golf	X- Country ski	Open/ Play Area	Play Equip	Shelter	Picnic Area	Natural Area	Hiking Trail	Meeting/ Banquet	Concessions	Comfort Station	Gift Shop	Fitness Center	Disk Golf	Horseshoes	Bocce Ball	Skate Park	Park Planning Area
30	John Leach Park	2.0	N										X	X	X	X												2
31	Legion Park	2.0	N										X	X				X										1
32	Liberty Park	6.0	N										X	X	X	X												X
33	Longleat Park	0.3	M											X														X
34	Manningdale Playgrounds	0.4	M											X														5
35	Gutierrez Famiy Park (formerly Merchant/Manufacturers Park)	0.5	M										X	X														3
36	Marquette Gardens	3.0	N										X	X	X	X												X
37	Multi-purpose Center	4.1	N	X					X										X	X	X							X
38	Northfield Park	2.0	N										X															X
39	Nowell Park	20.0	C			X				X			X	X	X	X						X						6
40	Oak Valley Park	4.0	N										X	X														5
41	Osgood Park	0.5	M											X														4
42	Parkwood	0.5	M											X														6
43	Pheasant Landing	1.5	N											X	X													X
44	Paul E. Briese Park	6.6	C										X	X	X	X		X			X							X
45	Pilcher Park	420.0	R									X						X										6
46	Pilcher Park Nature Center	2.0	N															X	X	X	X	X						6
47	Preservation Park	1.5	N										X	X	X	X												2
48	Provena St. Joe Inwood Athletic Club Office	7.5	C	X	X		X														X	X	X	X	X			2
49	Richard Tezak Park	1.7	N										X	X	X	X												1
50	Ridgewood Park	5.0	N										X	X														6
51	Rockdale School	0.5	M			X							X	X														2
52	Rotary Playground	2.0	N			X							X	X														2
53	Sanchez Memorial Park	1.0	N										X															3
54	Shimshok Park	0.4	M										X	X		X												X
55	Silver Leaf Park	2.0	N										X	X														X
56	Singleton Park	2.0	N						X				X	X	X	X												5
57	Spieler Park	0.3	M										X	X														2
58	Splash Station Waterpark	20.0	C				X						X	X	X	X			X	X	X	X						X
59	Springwood South Park	2.0	N										X	X	X													X
60	Taft School Park	0.1	M											X														X
61	Thomas Jefferson School Playground	0.1	M											X														X
62	Varnado Park	1.5	N			X							X															4

No.	Park Name	Acreeage	Type	Rec. center	Ice Arena	Ball Fields	Swimming	Soccer	Basketball	Tennis	Golf	X- Country ski	Open/ Play Area	Play Equip	Shelter	Picninc Area	Natural Area	Hiking Trail	Meeting/ Banquet	Concessions	Comfort Station	Gift Shop	Fitness Center	Disk Golf	Horseshoes	Boccee Ball	Skate Park	Park Planning Area	
63	Warren- Sharpe Playground	0.2	M											X														4	
64	Washington Park	0.1	M										X															4	
65	Waterford Point	2.0	N										X	X	X	X												X	
66	Wedgewood Golf Course	180.0	R								X									X	X	X						X	
67	West Park/ Ferris/ Hudak Grove	30.0	C							X		X	X	X	X	X		X						X				2	
68	Woodruff Golf Course	100.0	R								X									X	X	X						6	
A	Bicentennial Park	6.0	C																									2	
B	Broadway Greenway	12.5	C																									1	
C	Joliet Iron Works Trail	54.0	R																									3	
D	Neighborhood Park A	4.1	N																									X	
E	Neighborhood Park B	3.0	N																									X	
F	Neighborhood Park C	7.0	C																									X	
G	Neighborhood Park D	5.0	N																									6	
H	Neighborhood Park E	4.1	N																									5	
I	Rivals Park	14.0	C																									1	
J	Sugar Creek Forest Preserve	235.0	R																									X	
K	Tot Lot 1	1.4	N																									X	
L	Tot Lot 2	0.6	M																									5	
Tax Exempt Recreation																													
E1	Holy Cross Playground	0.1	M										X	X														1	
E2	Cunningham School Grounds	2.2	N			X							X	X														1	
E3	St. Joes Park	8.5	C											X														1	
E4	Rivals Athletic Club & Haunted Trails	13.8	C	X										X														1	
E5	St. Mary Nativity Church & School Grounds	3.2	N											X														2	
E6	Open Space site #1	0.5	M										X															2	
E7	City Center Plaza	0.2	M													X												1	
E8	Courthouse Plaza	0.8	M													X												1	
E9	Eastside Riverwalk	1.1	N													X												4	
E10	Lower Western Avenue Greenway	1.5	N										X				X	X										2	
E11	St. Peter's Lutheran Church and School Grounds	1.6	N											X														2	

No.	Park Name	Acreeage	Type	Rec. center	Ice Arena	Ball Fields	Swimming	Soccer	Basketball	Tennis	Golf	X- Country ski	Open/ Play Area	Play Equip	Shelter	Picninc Area	Natural Area	Hiking Trail	Meeting/ Banquet	Concessions	Comfort Station	Gift Shop	Fitness Center	Disk Golf	Horseshoes	Boccee Ball	Skate Park	Park Planning Area
E12	Housing Authority park site #1	2.0	N						X				X	X														2
E13	West side Des Plaines River frontage	0.7	M										X															2
E14	St. John's Church & School Grounds	0.7	M											X														2
E15	Old Reedswood School playground	1.3	N										X	X														2
E16	St. Pat's Church & School Grounds	1.1	N						X																			2
E17	Second Baptist Church Property	0.8	M											X														4
E18	Housing Authority park site #2	0.4	M										X	X														4
E19	All Nations Grounds	2.6	N										X															4
E20	Housing Authority park site #3	0.5	M						X					X														4
E21	Housing Authority park site #4	1.0	N											X														3
E22	Mt. Moriah Baptist Church grounds	0.7	M										X															4
E23	Housing Authority park site #5	2.3	N						X				X	X														3
E24	Forrest Park School grounds	0.9	M										X	X														3
E25	Holy Cross Missionary Baptist Church grounds	9.0	C										X															3
E26	Sator Sanchez Elementary School grounds	2.9	N										X	X														3
E27	Gompers Jr. High School grounds	18.0	C			X		X					X															3
E28	A.O. Marshall school grounds	1.6	N											X														3
E29	Ridgewood Baptist Church & School grounds	2.2	N					X					X	X														6
E30	Ingalls Park Athletic Club Fields	10.2	C			X																						6
E31	Belmont Athletic Club Fields	18.9	C			X																						6
E32	T.E. Culbertson school grounds	3.2	N						X					X														4
E33	Woodland School	0.5	M						X																			4
E34	Washington Jr. High & Edna Kieth School grounds	6.5	C										X	X														4
E35	Housing Authority park site #6	0.2	M											X														4
E36	Joliet Central Athletic Fields	14.7	C			X		X		X			X															3
E37	Spanish Center grounds	0.9	M											X														3
E38	St. Joseph Church & School Grounds	1.8	N						X					X														3
E39	Playground along East Benton	0.3	M											X														3
E40	Lutheran Social Service Residential Tower Grounds	5.0	N										X					X										5
E41	Thompson Instructional Center	6.4	C										X															5

No.	Park Name	Acreage	Type	Rec. center	Ice Arena	Ball Fields	Swimming	Soccer	Basketball	Tennis	Golf	X- Country ski	Open/ Play Area	Play Equip	Shelter	Picninc Area	Natural Area	Hiking Trail	Meeting/ Banquet	Concessions	Comfort Station	Gift Shop	Fitness Center	Disk Golf	Horseshoes	Boccee Ball	Skate Park	Park Planning Area	
E42	Former Joliet East High School	38.1	C			X				X																			5
E43	Joliet Country Club	162.4	R								X																		5
E44	Trailway Girl Scout Center	10.4	C										X																5
E45	Union Grade School grounds	5.9	N			X																							X
E46	Salvation Army	1.3	N						X				X																4
E47	Briggs Street YMCA	26.7	C																										5



1. Akin Park
2. Andrew B. Barber Park
3. Barber & Oberwornann Hort Center
5. Benton Street Playground
6. Bird Haven Greenhouse & Conservatory
7. Bluff Plaza
8. Briggs Street YMCA
9. Columbia Park
10. Crombie Park
12. Desmond Park
15. Forest Park
16. Forest Play Lot
18. Garnsey Park
19. Gottschlag Park
20. Gutierrez Family Park (formerly Merchant/Manufacturers Park)
22. Hartman Rec Center
23. Heggie Field
24. Higinbotham Woods
25. Highland Park
32. Legion Park
35. Manningdale Playground
39. Nowell Park
40. Oak Valley Park
41. Osgood Park
42. Parkwood
45. Pilcher Park
46. Pilcher Park Nature Center
47. Preservation Park
50. Ridgewood Park
53. Sanchez Memorial Park
54. Singleton Park
57. Spieler Park
62. Varnado Park
63. Warren-Sharpe Playground
64. Washington Park
67. West Park/ Ferris/ Hudak Grove
68. Woodruff Golf Course

- A. Bicentennial Park
- B. Broadway Greenway
- C. Joliet Iron Works Trail
- D. Neighborhood Park A
- E. Neighborhood Park B
- F. Neighborhood Park C
- G. Neighborhood Park D
- H. Neighborhood Park E
- I. Rivals Park
- J. Sugar Creek Forest Preserve
- K. Tot Lot 1
- L. Tot Lot 2

Quality of Life Action Plan

Joliet Council Districts 4 & 5

City of Joliet, Illinois

Parks & Open Space Classification Map

Council Districts 4 & 5

LEGEND

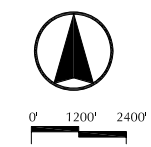
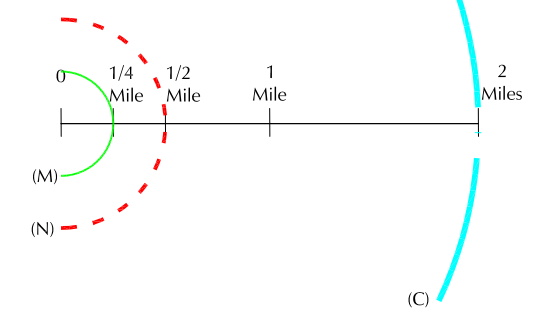
- Council District 4 Boundary
- Council District 5 Boundary
- Park Outside Council District Boundary
- (M) Mini Park = 0-0.5 Acres or Less, Service Area ¼ Mile
- (N) Neighborhood Park = 1-5 Acres, Service Area ½ Mile
- (C) Community Park = 6 - 40 Acres, Service Area 2 Miles
- (R) Regional Park = 40+ Acres, Service Area, 1 Hour Drive
- (E) Tax Exempt Property Providing Recreational Amenities

* Adapted From Recreation, Park & Open Space Standards & Guidelines, Lancaster, 1990.

** Numbered Parks Refer to Joliet Park District Parks & Facilities List, Winter/ Spring 2007.

*** Tax exempt properties include churches, schools, and properties owned or managed by the City, County, and other institutions (public, private, and non-profit).

Park Service Area Radius



July 2007

Base map data provided by the City of Joliet

Map prepared by Teska Associates, Inc.

B-3. Recreation Programs Analysis

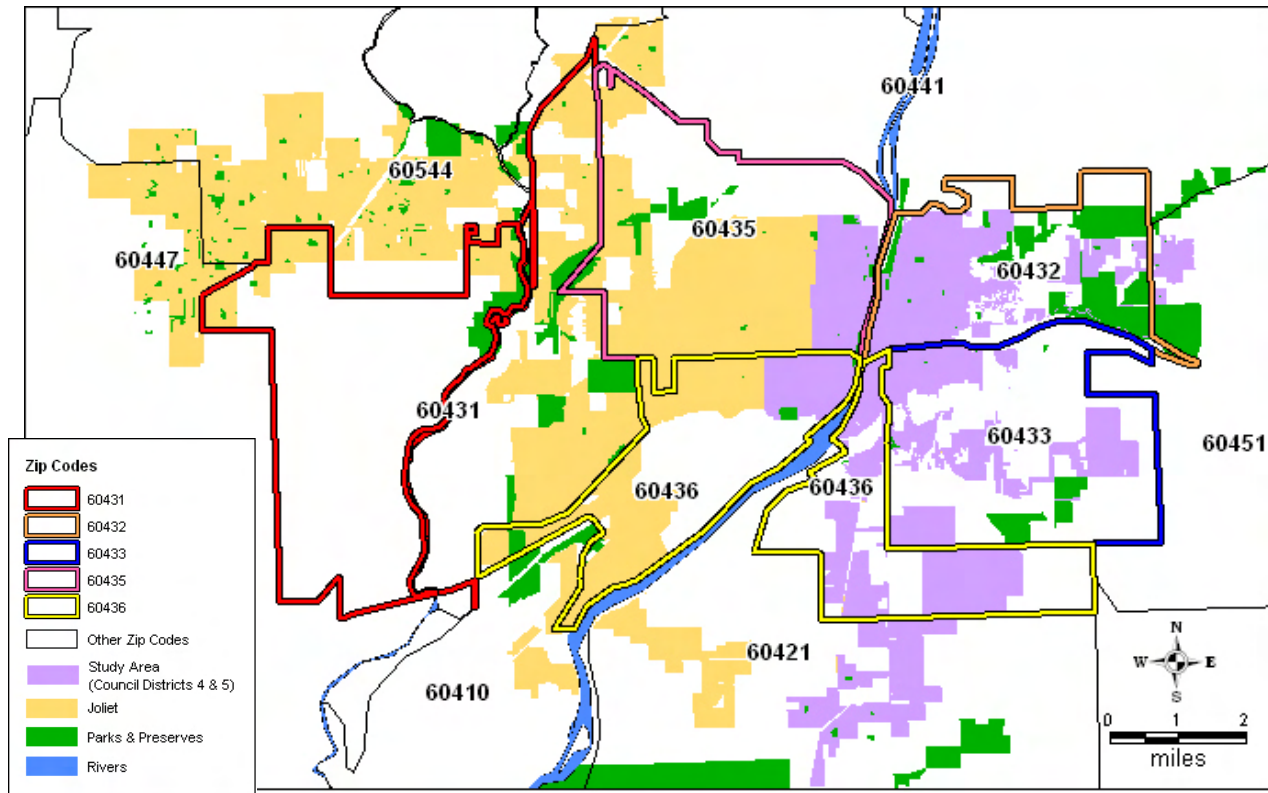
19-Apr-07

Facility	Capacity	Indoor/Outdoor	Programs											
			Basketball	Summer Camp	softball/baseball	golf	pool	art	fitness center	dance	Karate	Soccer	Arobics/Weights	Bowling
Hartman (Park District) (serves primarily Latio. community.)		indoor/outdoor	x - age=6-14	x - age=6-14					x	x	x - age=6-11	x- age=5-adult		
Central City YMCA			x - age = 9-11	x							(age: 6-adult)			
Boys and Girls Club (3 sites) (serve age 6-18) Main Building (downtown)	(Ave.125-150/day) (300 with pool)	indoor			x (indoor batting cage)		x	x					x	
Forest Park Community Center			x - age=	x										
Churches		outdoor	x - age=		x									
Joliet Sweet Swingers (First Tee Program)	(Ave. 200)	outdoor				x								
Harvey Brooks Foundation (partner with Christian Youth Camp)		indoor	x - age=8-18 (30 participants)	x										x - age 5-15 (15 participants)
Friends of Community Public Art		indoor						x						
Pilcher Park (Park District) (no lessons or camps)						x								
Peter Claver Community Center											x - age=5-		x-age 13-18	
Karate	limited growth (200 current participation)	indoor									x - age=5-18			
Arobics	growth potential	indoor									x-age=13-18			
Warren Sharp Community Center	100 typical		x	x	x						x	x		

Prepared by: Teska Associates, Inc.

B-4. Park District Facility Usage Statistics

Joliet Zip Codes, 2000



Usage and Membership by Zip Code

Zip Codes	Estimated Population	Card Holders	% Card Holders	Zip Pop as % total
60431	17,408	2433	14%	14.09%
60432	21,600	654	3%	17.49%
60433	21,877	675	3%	17.71%
60434				
60435	47,117	6623	14%	38.14%
60436	15,531	1793	12%	12.57%
Total	123,533	12,178	10%	

Zip Codes	Inwood Athletic Club 2006				Inwood Athletic Club 2007YTD			
	Usage ¹	%	Individuals	%	Usage	%	Individuals	%
60431	907	27.27%	404	27.28%	3,530	26.11%	1,567	25.11%
60432	106	3.19%	42	2.84%	622	4.60%	298	4.78%
60433	123	3.70%	56	3.78%	502	3.71%	275	4.41%
60434	19	0.57%	7	0.47%	18	0.13%	11	0.18%
60435	1,808	54.36%	793	53.54%	7,130	52.73%	3,303	52.93%
60436	363	10.91%	179	12.09%	1,720	12.72%	786	12.60%
Total	3,326	100.00%	1,481	100.00%	13,522	100.00%	6,240	100.00%

Zip Codes	Inwood Recreation Center* 2006				Inwood Recreation Center 2007YTD			
	Usage	%	Individuals	%	Usage	%	Individuals	%
60431	2,603	29.03%	1,127	27.45%	753	29.20%	387	29.56%
60432	299	3.33%	185	4.51%	125	4.85%	70	5.35%
60433	347	3.87%	183	4.46%	82	3.18%	47	3.59%
60434	11	0.12%	9	0.22%		0.00%		0.00%
60435	4,535	50.57%	2,036	49.59%	1,279	49.59%	655	50.04%
60436	1,172	13.07%	566	13.78%	340	13.18%	150	11.46%
Total	8,967	100.00%	4,106	100.00%	2,579	100.00%	1,309	100.00%

*The Recreation Center is the Ice Arena

Zip Codes	Inwood Multi-Purpose Center 2006				Inwood Multi-Purpose Center 2007YTD			
	Usage	%	Individuals	%	Usage	%	Individuals	%
60431	2,848	31.15%	969	28.53%	863	32.68%	366	32.05%
60432	433	4.74%	181	5.33%	88	3.33%	41	3.59%
60433	330	3.61%	168	4.95%	80	3.03%	50	4.38%
60434	12	0.13%	6	0.18%	3	0.11%	3	0.26%
60435	4,492	49.13%	1,639	48.25%	1,256	47.56%	544	47.64%
60436	1,029	11.25%	434	12.78%	351	13.29%	138	12.08%
Total	9,144	100.00%	3,397	100.00%	2,641	100.00%	1,142	100.00%

Zip Codes	Splash Station			
	2006	%	2007YTD	%
60431	12,762	25.53%	2,356	18.38%
60432	1,505	3.01%	369	2.88%
60433	654	1.31%	493	3.85%
60434	255	0.51%	20	0.16%
60435	33,009	66.02%	8,995	70.17%
60436	1,811	3.62%	586	4.57%
Total	49,996	100.00%	12,819	100.00%

¹ "Usage" is the total number of visits from residents of each zip code, including repeat visits from the same individual. "Individuals" is the number of discrete residents who used the facilities.

Joliet Quality of Life
Parks Analysis



The City of Joliet
Quality of Life Parks Analysis

June 2007

Prepared for:

The City of Joliet

**3000 West Jefferson Street
Joliet, Illinois 60435**

Prepared by:



Teska Associates, Inc.

*Community Planning
Development Economics
Site Design
Landscape Architecture*

*627 Grove Street
Evanston, Illinois 60201
www.TeskaAssociates.com*

TABLE OF CONTENTS

- A. APPROACH 5
- B. PARKS LOCATION MAP 6
- C. PARKS FACILITIES MATRIX 7
- D. PARKS ANALYSIS
 - 1. Akin Park 8
 - 2. Andrew B. Barber Park 9
 - 3. Bird Haven Conservatory,
Barber & Oberwortmann Hort Center 10
 - 4. Benton Street Playground 11
 - 6. Bluff Plaza 12
 - 7. Columbia Park 13
 - 8. Crombie Park 14
 - 9. Forest Park 15
 - 10. Gottschlag Park 16
 - 11. Hartman Recreation Center 17
 - 12. Heggie Field 18
 - 13. Highland Park 19
 - 14. Higinbotham Woods 20
 - 15. Legion Park 21
 - 16. Manningdale Playground 22
 - 17. Nowell Park 23
 - 18. Osgood Park 24
 - 19. Parkwood Park 25
 - 20. Pilcher Park 26
 - 21. Pilcher Park Nature Center 27
 - 22. Preservation Park 28
 - 23. Ridgewood Park 29
 - 24. Sanchez Memorial Park 30
 - 25. Spieler Park 31
 - 26. Varnado Park 32
 - 27. Warren-Sharpe Playground 33
 - 28. Washington Park 34
 - 29. West Park/ Ferris Park/ Hudak Grove 35
 - 30. Woodruff Golf Course 36

TABLE OF CONTENTS

- D. PARKS ANALYSIS**
- A. Bicentennial Park 37
- B. Broadway Greenway 38
- C. Joliet Iron Works Trail 39
- D. Neighborhood Park A 40
- E. Neighborhood Park B 41
- F. Neighborhood Park C 42
- G. Neighborhood Park D 43
- H. Neighborhood Park E 44
- I. Rivals Park 45
- J. Sugar Creek Forest Preserve 46
- K. Tot Lot 1 47
- L. Tot Lot 2 48

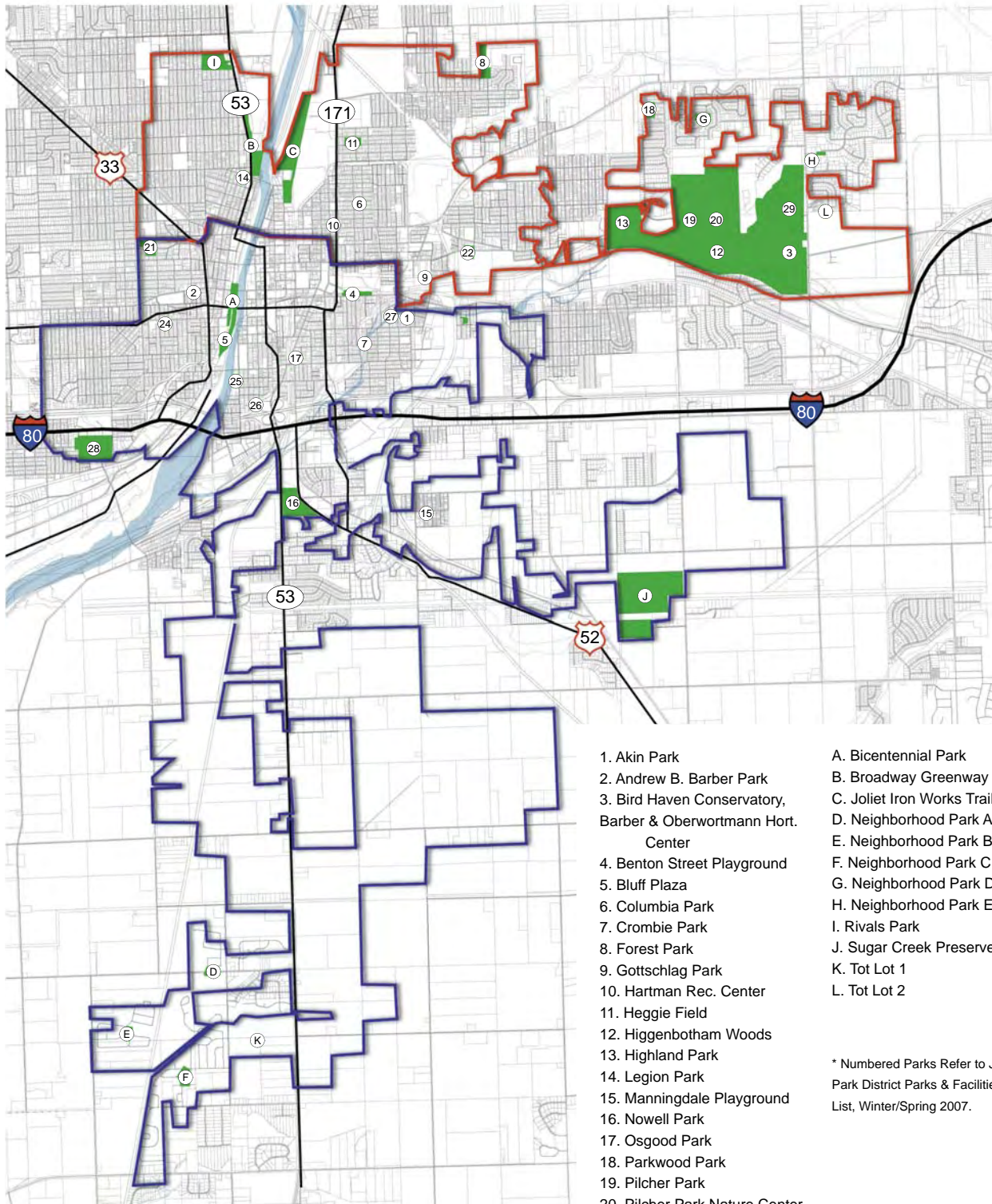
APPROACH

A comprehensive analysis of facilities was conducted for all 43 of Joliet's parks and green spaces in Council Districts 4 and 5. The purpose of the analysis was to provide The Quality of Life Task Force with a complete inventory of facilities in these two council districts, as well as provide recommendations for improvement of the existing parks.

The parks within Council Districts 4 and 5 were evaluated per the National Recreation and Parks Association's *Parks, Recreation, Open Space and Greenway Guidelines* (1996). Parks were evaluated for size and function relative to the City of Joliet's demographic information. Parks are organized into the following classifications: Mini Park (0-5 acres), Neighborhood Park (5-10 Acres), Community Park (10-40 acres), and Regional Park (40+ acres). The 2007 Joliet Parks and Facilities list was considered during the design process. Site reviews of parks facilities were completed by the consultant, city staff, and community members. Disposable cameras and parks survey questionnaires were utilized during the site reviews to document site conditions such as quality of access and recreation facilities. The inventory was analyzed and recommendations for each park were made. Analysis and recommendations of each park are provided in this report.

The consultant wishes to thank those involved for their valuable input, particularly those members of the task force. A copy of the completed evaluation forms is provided in the appendix of this report.

PARKS LOCATION MAP



- | | |
|--|----------------------------|
| 1. Akin Park | A. Bicentennial Park |
| 2. Andrew B. Barber Park | B. Broadway Greenway |
| 3. Bird Haven Conservatory,
Barber & Oberwortmann Hort.
Center | C. Joliet Iron Works Trail |
| 4. Benton Street Playground | D. Neighborhood Park A |
| 5. Bluff Plaza | E. Neighborhood Park B |
| 6. Columbia Park | F. Neighborhood Park C |
| 7. Crombie Park | G. Neighborhood Park D |
| 8. Forest Park | H. Neighborhood Park E |
| 9. Gottschlag Park | I. Rivals Park |
| 10. Hartman Rec. Center | J. Sugar Creek Preserve |
| 11. Heggie Field | K. Tot Lot 1 |
| 12. Higgenbotham Woods | L. Tot Lot 2 |
| 13. Highland Park | |
| 14. Legion Park | |
| 15. Manningdale Playground | |
| 16. Nowell Park | |
| 17. Osgood Park | |
| 18. Parkwood Park | |
| 19. Pilcher Park | |
| 20. Pilcher Park Nature Center | |
| 21. Preservation Park | |
| 22. Ridgewood Park | |
| 23. Sanchez Memorial Park | |
| 24. Spieler Park | |
| 25. Varnado Park | |
| 26. Warren-Sharpe Playground | |
| 27. Washington Park | |
| 28. West Park/ Ferris/ Hudak Grove | |
| 29. Woodruff Golf Course | |

* Numbered Parks Refer to Joliet Park District Parks & Facilities List, Winter/Spring 2007.

PARKS FACILITIES MATRIX



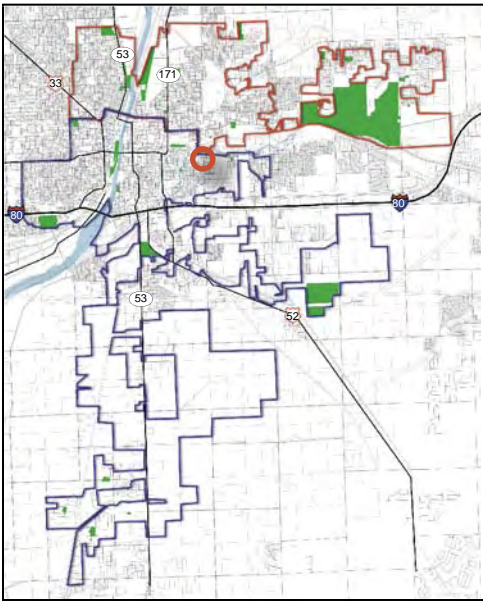
PARK FACILITIES MATRIX

No.	Park Name	Acreage	Type	Rec. center	Ice Arena	Ball Fields	Swimming	Soccer	Basketball	Tennis	Golf	X-Country ski	Open/Play Area	Play Equip	Shelter	Picnic Area	Natural Area	Hiking Trail	Meeting/Banquet	Concessions	Comfort Station	Gift Shop	Fitness Center	Disk Golf	Horseshoes
1	Akin Park	0.4	M													X									
2	Andrew B. Barber Park Bird Haven Conservatory, Barber & Oberwortschmann Hort Center	0.4	M													X									
3	Benton Street Playgrounc	2.9	M											X						X					
4	Bluff Plaza	0.1	M										X												
5	Columbia Park	4.8	M											X											
6	Crombie Park	0.2	M											X											
7	Forest Park	1.5	M											X											
8	Gottschlag Park	11.8	C											X											
9	Harman Rec Center	0.3	M	X										X						X					
10	Heggie Field	0.8	M					X	X					X											
11	Higinbotham Woods	4.3	M											X											
12	Highland Park	238.0	R											X											
13	Legion Park	60.0	R		X									X											
14	Manningdale Playgrounc	2.0	M											X											
15	Nowell Park	0.4	M			X								X											
16	Osgood Park	20.0	C							X				X											
17	Parkwood	0.5	M											X											
18	Plicher Park	420.0	R									X		X											
19	Plicher Park Nature Center	2.0	M											X											
20	Preservation Park	1.5	M											X											
21	Ridgewood Park	5.0	M											X											
22	Sanchez Memorial Park	1.0	M											X											
23	Spieler Park	0.3	M											X											
24	Varnado Park	1.5	M											X											
25	Warren- Sharpe Playgrounc	0.2	M			X								X											
26	Washington Park	0.1	M											X											
27	West Park/ Ferris/ Hudak Grove	30.0	C							X				X							X			X	
28	Woodruff Golf Course	100.0	R											X							X				
A	Bicentennial Park	6.0	N																						
B	Broadway Greenway	12.5	C											X											
C	Joliet Iron Works Trail	54.0	R									X		X											
D	Neighborhood Park A	4.1	M											X											
E	Neighborhood Park E	3.0	M											X											
F	Neighborhood Park C	7.0	N											X											
G	Neighborhood Park L	5.0	M											X											
H	Neighborhood Park E	4.1	M											X											
I	Rivals Park	14.0	C			X								X											
J	Sugar Creek Forest Preserve	235.0	R											X											
K	Tot Lot 1	1.4	M											X											
L	Tot Lot 2	0.6	M											X											

* M = Mini Park N = Neighborhood Park C = Community Park R = Regional Park

** Parks in Italics indicates information unavailable

PARK LOCATION



GENERAL PARK DESCRIPTION

Akin Park is a 0.4 acre mini park on the East side of Joliet.

EXISTING CONDITIONS

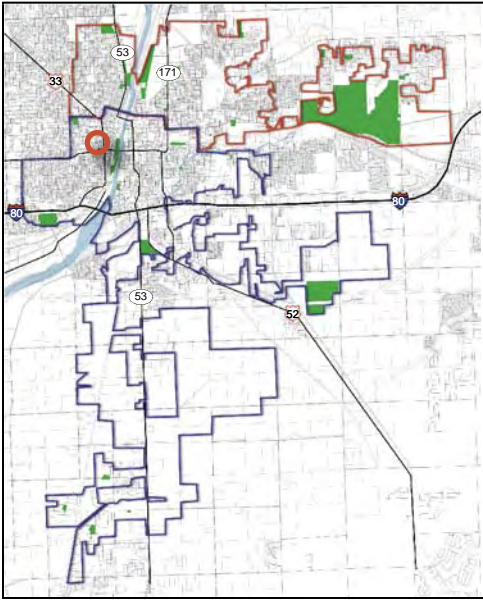
According to the 2007 Joliet Parks and Facilities publication, Akin Park has picnic areas. This park and facilities were in good condition.

RECOMMENDATIONS

SITE INVENTORY



PARK LOCATION



GENERAL PARK DESCRIPTION

Andrew Barber Park is a 0.4 acre mini park.

EXISTING CONDITIONS

According to the 2007 Joliet Parks and Facilities publication, Barber park has a picnic area. This park was in good condition.

RECOMMENDATIONS

1. Add (1) picnic table.

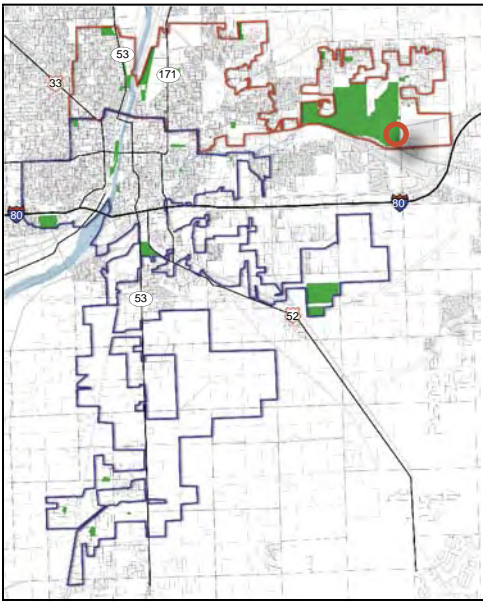
SITE INVENTORY



Bird Haven Park, Barber & Oberwotmann Horticultural Center

Assessment date: none

PARK LOCATION



GENERAL PARK DESCRIPTION

Bird Haven Conservatory and Barber & Oberwotmann Horticultural Center are special purpose facilities providing community level passive recreation and conservation opportunities in Pilcher Park, on the East side of Joliet.

EXISTING CONDITIONS

According to the 2007 Joliet Parks and Facilities publication, Bird Haven Conservatory and Barber & Oberwotmann horticultural Center have natural areas, meeting/ banquet facilities, as well concessions and comfort station.

RECOMMENDATIONS

N/A

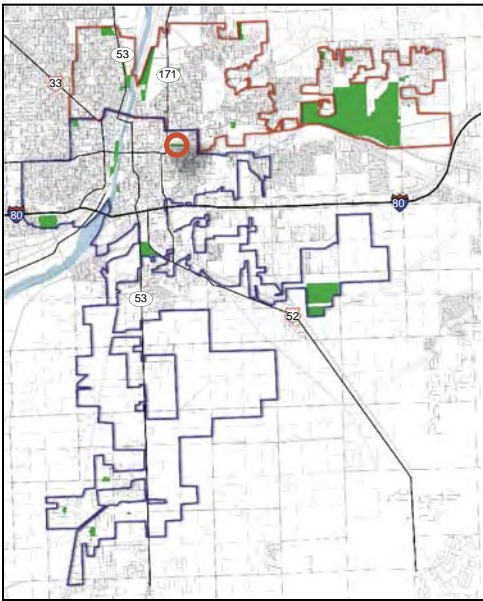
SITE INVENTORY



BENTON STREET PLAYGROUND

Assessment date: March, 2007

PARK LOCATION



GENERAL PARK DESCRIPTION

Benton Street Playground is a 0.1 acre mini park.

EXISTING CONDITIONS

According to the 2007 Joliet Parks and Facilities publication, the playground has play equipment. Picnic areas were also present. This park was in good condition.

RECOMMENDATIONS

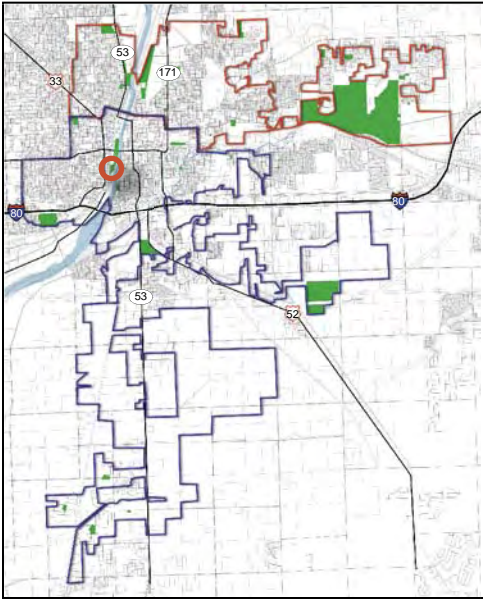
1. Provide an additional entry sign on Youngs Ave.

SITE INVENTORY



Playground

PARK LOCATION



GENERAL PARK DESCRIPTION

Bluff Plaza is a 4.8 acre neighborhood park next to bicentennial park in downtown Joliet.

EXISTING CONDITIONS

According to the 2007 Joliet Parks and Facilities publication, Bluff Plaza has an open play area and play equipment. This park was in good condition.

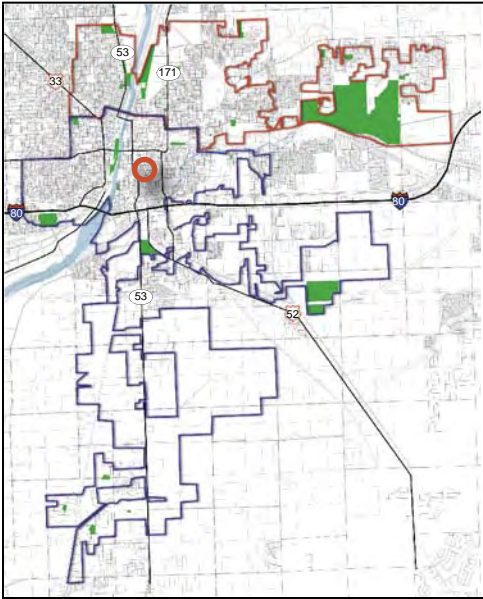
RECOMMENDATIONS

1. Replace old play equipment.

SITE INVENTORY



PARK LOCATION



GENERAL PARK DESCRIPTION

Columbia Park is a 0.2 acre mini park.

EXISTING CONDITIONS

According to the 2007 Joliet Parks and Facilities publication, Columbia Park has play equipment. This park was in good condition.

RECOMMENDATIONS

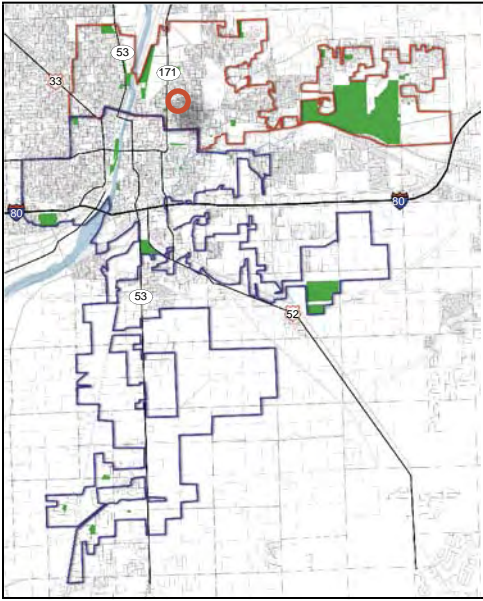
1. Add entry sign.

SITE INVENTORY



Playground

PARK LOCATION



GENERAL PARK DESCRIPTION

Crombie Park is a 1.5 acre neighborhood park located adjacent to the river.

EXISTING CONDITIONS

According to the 2007 Joliet Parks and Facilities publication, Crombie Park has play equipment. This park was in good condition.

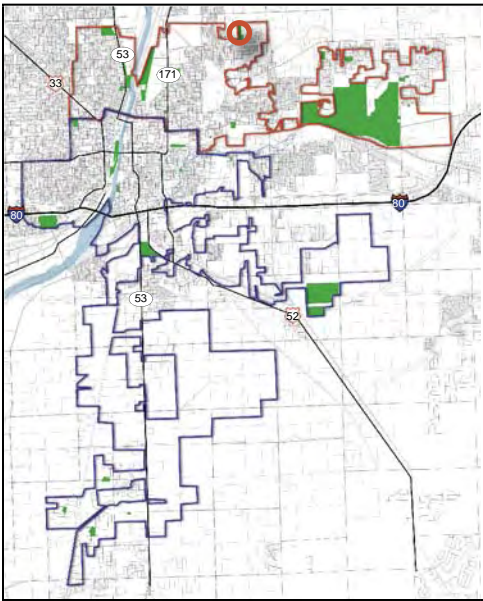
RECOMMENDATIONS

1. Add basketball court.
2. Remove graffiti.

SITE INVENTORY



PARK LOCATION



GENERAL PARK DESCRIPTION

Forest Park is a 11.8 acre community park on the North side of Joliet.

EXISTING CONDITIONS

According to the 2007 Joliet Parks and Facilities publication, Forest park has open play areas, and play equipment. Ball fields were listed on the publication, but were not found. Also rest rooms were present, but pad locked and therefore inaccessible. This park was in good condition.

RECOMMENDATIONS

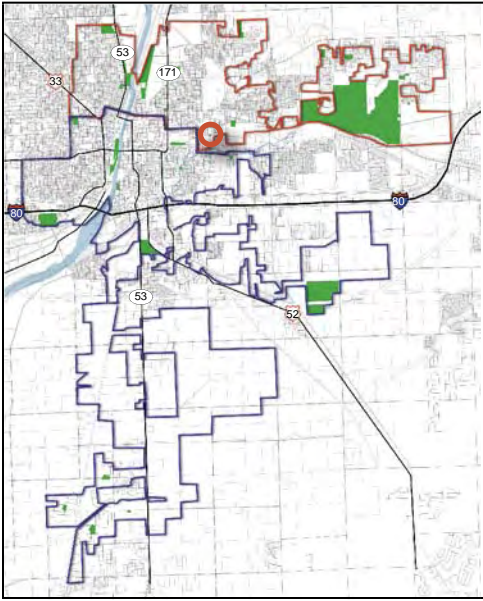
1. Enhance vehicular access with improved paving, lighting and landscape.
2. Replace previously removed pavilion.

SITE INVENTORY



Open Space

PARK LOCATION



GENERAL PARK DESCRIPTION

Gottschlag Park is a 0.3 acre mini park.

EXISTING CONDITIONS

According to the 2007 Joliet Parks and Facilities publication, Gottschlag Park has play equipment. picnic areas were also found. Park was in good condition.

RECOMMENDATIONS

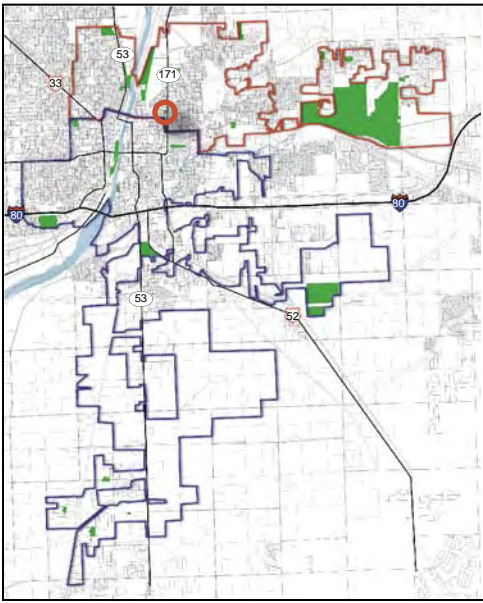
1. Add (1) trash receptacle.

SITE INVENTORY



Sign/ Play Area

PARK LOCATION



GENERAL PARK DESCRIPTION

Hartman Rec. Center is a 0.8 acre mini park.

EXISTING CONDITIONS

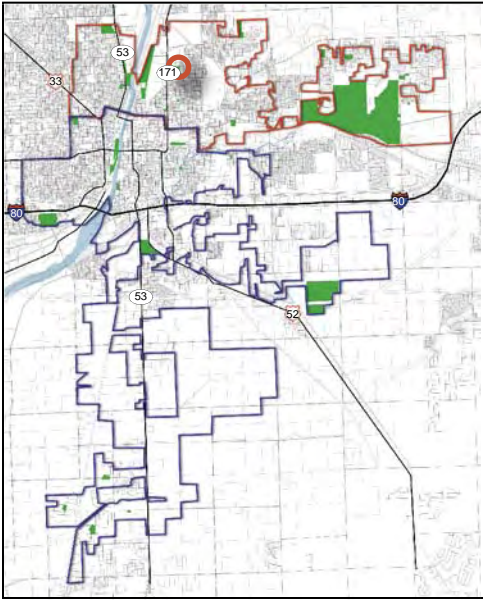
According to the 2007 Joliet Parks and Facilities publication, Hartman has well used basketball courts, fitness center, play equipment, and a spray water facility opened in 2007. The center also has a meeting hall, concessions and a comfort station. This park is in good condition.

RECOMMENDATIONS

SITE INVENTORY



PARK LOCATION



GENERAL PARK DESCRIPTION

Heggie Field is a 4.3 acre neighborhood park on the North side of Joliet.

EXISTING CONDITIONS

According to the 2007 Joliet Parks and Facilities publication, Heggie Field has basketball courts, soccer fields with bleachers, open play areas, play equipment, picnic areas, hiking trails with shelters and a comfort station. This park was in good condition

RECOMMENDATIONS

1. Correct the Spanish language part of existing sign.
2. Provide accessible rest rooms.
3. Provide neighborhood friendly lighting.

SITE INVENTORY

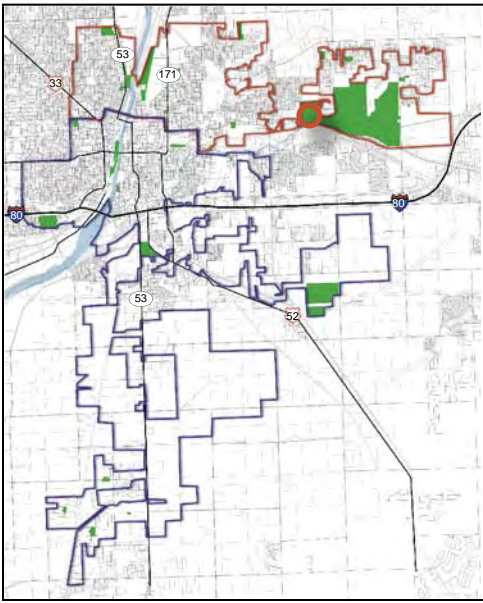


Trails



Signage

PARK LOCATION



GENERAL PARK DESCRIPTION

Highland Park is a 60 acre regional park. The park is a part of the larger Pilcher Park system.

EXISTING CONDITIONS

According to the 2007 Joliet Parks and Facilities publication, Highland Park contains ball fields, open play areas, and play equipment. This park was in good condition.

According to park assessment, no ball fields were present. Existing trails and roads were in poor condition.

RECOMMENDATIONS

1. Provide ballfields.
2. Improve trails.
3. Improve roads.

SITE INVENTORY

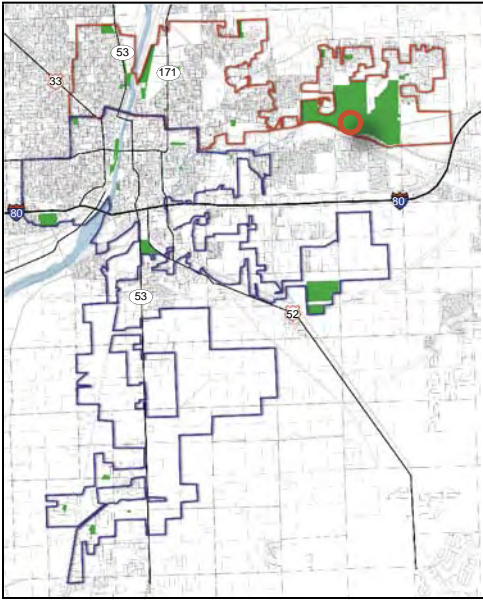


Trails



Entry Drive

PARK LOCATION



GENERAL PARK DESCRIPTION

Higinbotham woods is a 238 acre wooded area in Pilcher Park. The woods have hiking trails and large natural areas including fishing areas along the creek.

EXISTING CONDITIONS

According to the 2007 Joliet Parks and Facilities publication, Higinbotham Woods contains hiking trails and natural areas. This park was in good condition.

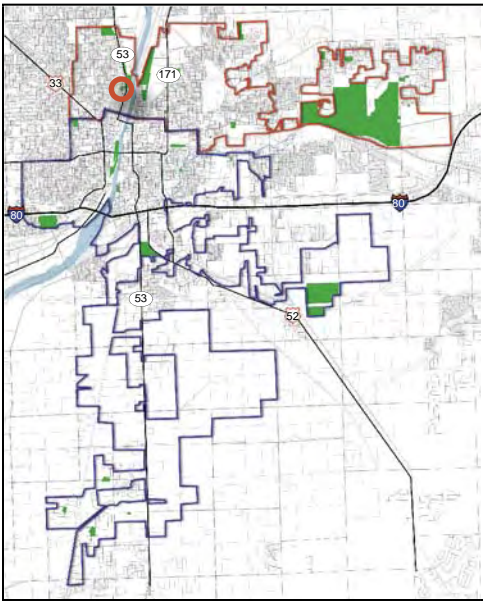
RECOMMENDATIONS

SITE INVENTORY



Trails

PARK LOCATION



GENERAL PARK DESCRIPTION

Legion Park is a 2.0 acre neighborhood park on the North side of Joliet.

EXISTING CONDITIONS

According to the 2007 Joliet Parks and Facilities publication, Legion Park has open play areas, play equipment, and hiking trails. This park was in good condition.

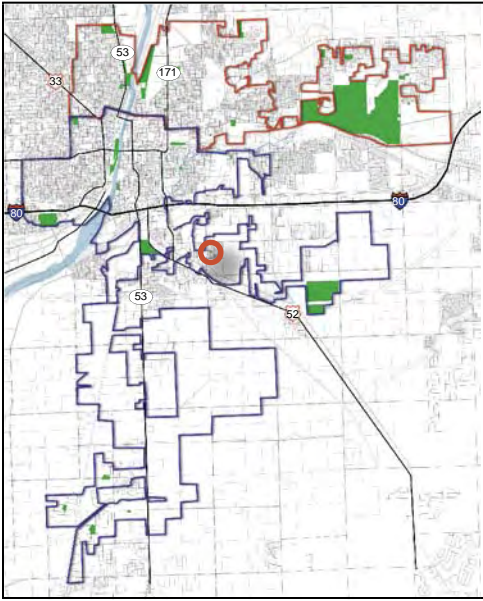
RECOMMENDATIONS

1. Add (1) picnic table.

SITE INVENTORY



PARK LOCATION



GENERAL PARK DESCRIPTION

Manningdale Playground is a 0.4 acre mini park on the Southeast side of Joliet

EXISTING CONDITIONS

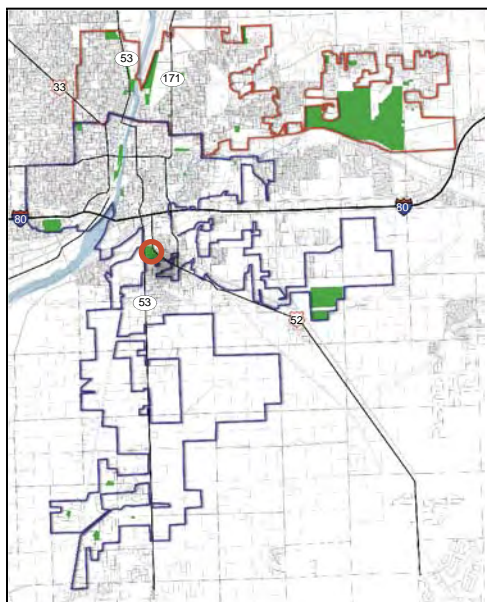
According to the 2007 Joliet Parks and Facilities publication, Manningdale Playground has play equipment, however none was found upon visiting. This park was in good condition.

RECOMMENDATIONS

SITE INVENTORY



PARK LOCATION



GENERAL PARK DESCRIPTION

Nowell Park is a 20 acre community park on Joliet's south side. The park is adjacent to a water park.

EXISTING CONDITIONS

According to the 2007 Joliet Parks and Facilities publication, Nowell Park contains ball fields, tennis courts, open play area, play equipment, a shelter and picnic areas, and a spray water facility opened in 2007. The park is also adjacent to and out door water park. This park was in good

RECOMMENDATIONS

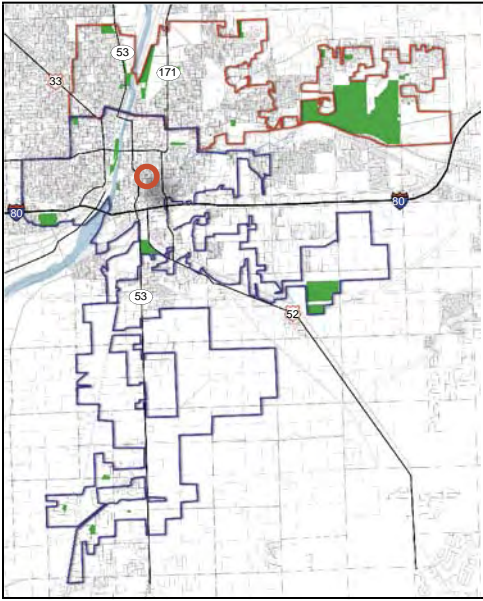
1. Add more parking.

SITE INVENTORY



Nowell Park Facilities

PARK LOCATION



GENERAL PARK DESCRIPTION

Osgood Park is a half acre mini park.

EXISTING CONDITIONS

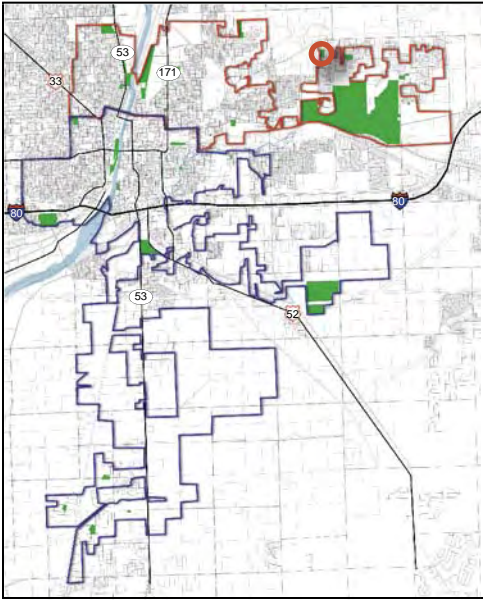
According to the 2007 Joliet Parks and Facilities publication, Osgood Park has play equipment. This park was in good condition.

RECOMMENDATIONS

SITE INVENTORY



PARK LOCATION



GENERAL PARK DESCRIPTION

Parkwood Park is a half acre mini park on the Northeast side of Joliet.

EXISTING CONDITIONS

According to the 2007 Joliet Parks and Facilities publication, Parkwood Park has play equipment. This park was in good condition.

RECOMMENDATIONS

1. Add picnic areas and benches.

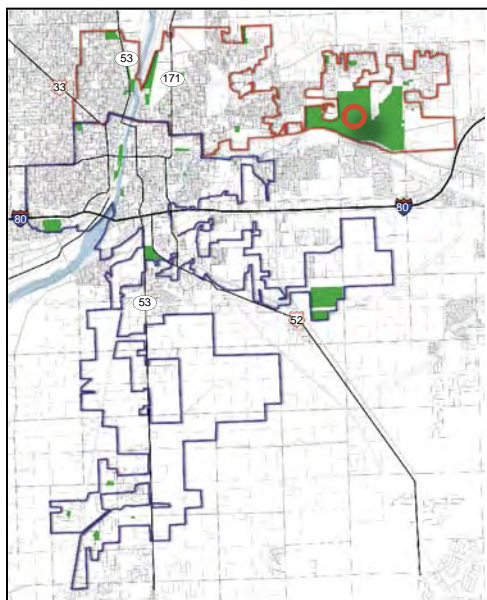
SITE INVENTORY



PILCHER PARK

Assessment date: March, 2007

PARK LOCATION



GENERAL PARK DESCRIPTION

Pilcher Park is a 420 acre regional park on the East side of Joliet, that also provides community level recreation facilities to nearby neighborhoods..

EXISTING CONDITIONS

According to the 2007 Joliet Parks and Facilities publication, Pilcher Park includes cross-country ski trails in addition to hiking paths. Not listed, but observed in the park were picnic tables. This park was in good condition.

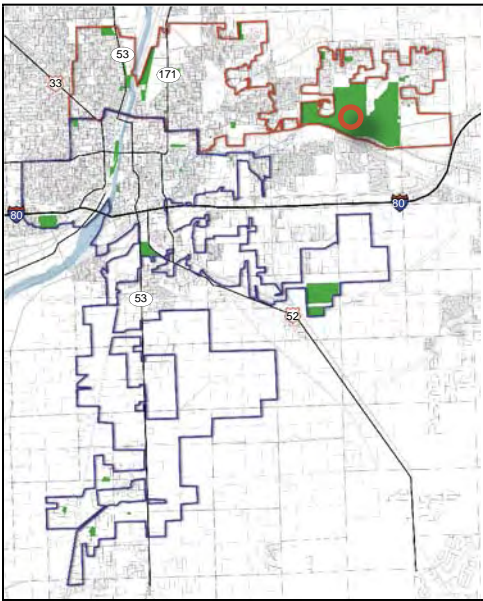
RECOMMENDATIONS

SITE INVENTORY



Pilcher Park Facilities

PARK LOCATION



GENERAL PARK DESCRIPTION

Pilcher Park Nature Center is located in Pilcher Park.

EXISTING CONDITIONS

According to the 2007 Joliet Parks and Facilities publication, Pilcher Park Nature Center includes hiking trails, meeting facilities, concession areas, a comfort station, and gift shop. This park was in good condition.

RECOMMENDATIONS

SITE INVENTORY

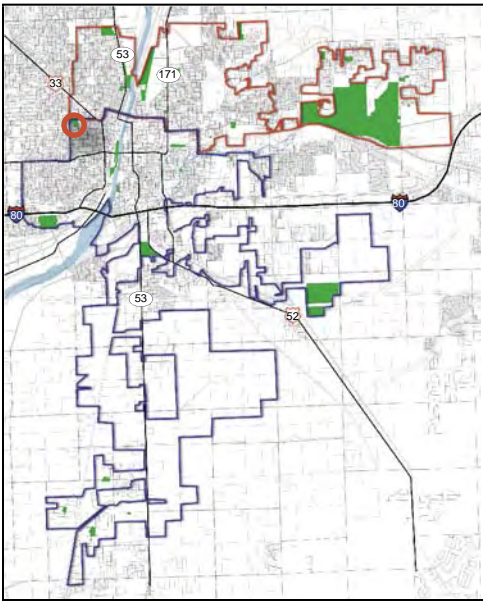


Pilcher Park Nature Center

PRESERVATION PARK

Assessment date: March, 2007

PARK LOCATION



GENERAL PARK DESCRIPTION

Preservation Park is a 1.5 acre neighborhood park.

EXISTING CONDITIONS

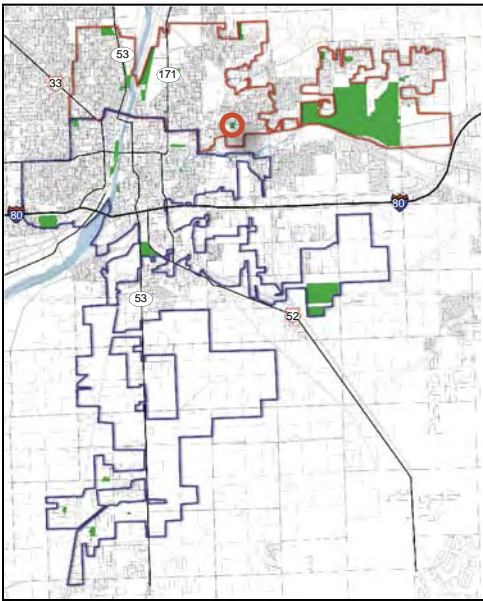
According to the 2007 Joliet Parks and Facilities publication, Preservation Park has open play areas, play equipment, shelter and picnic area. This park was in good condition.

RECOMMENDATIONS

SITE INVENTORY



PARK LOCATION



GENERAL PARK DESCRIPTION

Ridgewood Park is a 5 acre neighborhood park.

EXISTING CONDITIONS

According to the 2007 Joliet Parks and Facilities publication, Ridgewood Park has open play areas and play equipment. This park was in good condition.

RECOMMENDATIONS

1. Add parking area.
2. Add (1) trash receptacles.
3. Repair treacherous stairs at south end of park.

SITE INVENTORY

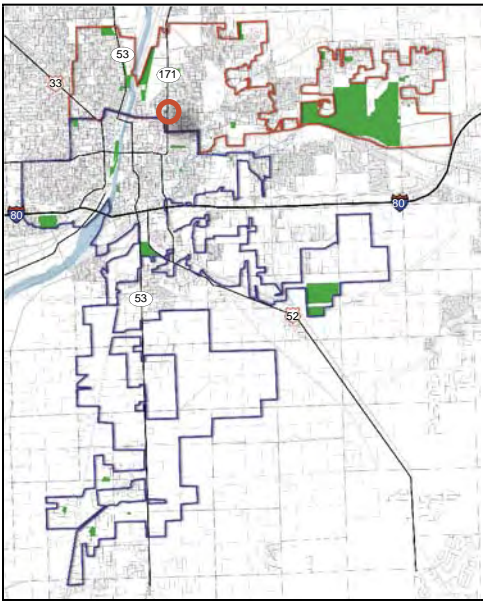


Pilcher Park Nature Center

SANCHEZ MEMORIAL PARK

Assessment date: March, 2007

PARK LOCATION



GENERAL PARK DESCRIPTION

Sanchez Memorial Park is a 1 acre neighborhood park next to Hartman Rec. Center.

EXISTING CONDITIONS

According to the 2007 Joliet Parks and Facilities publication, Sanchez Memorial has an open play area. Construction as begun on a 'spray ground' recreational water feature. This park was in good condition.

RECOMMENDATIONS

SITE INVENTORY

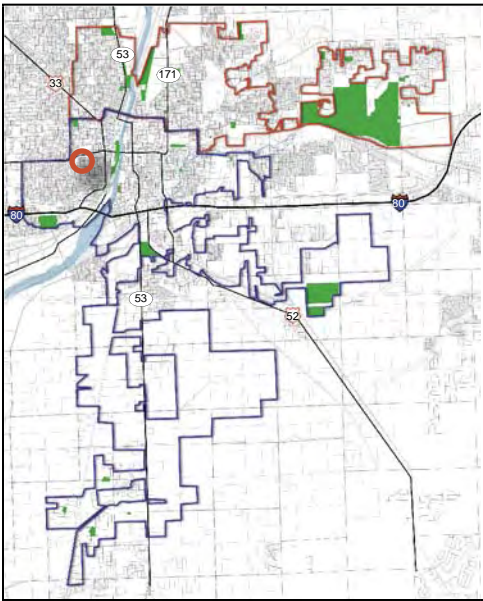


Future Expansion

SPIELER PARK

Assessment date: March, 2007

PARK LOCATION



GENERAL PARK DESCRIPTION

Spieler Park is a 0.3 acre mini park.

EXISTING CONDITIONS

According to the 2007 Joliet Parks and Facilities publication, Spieler Park has open play area, and play equipment. This park was in good condition.

RECOMMENDATIONS

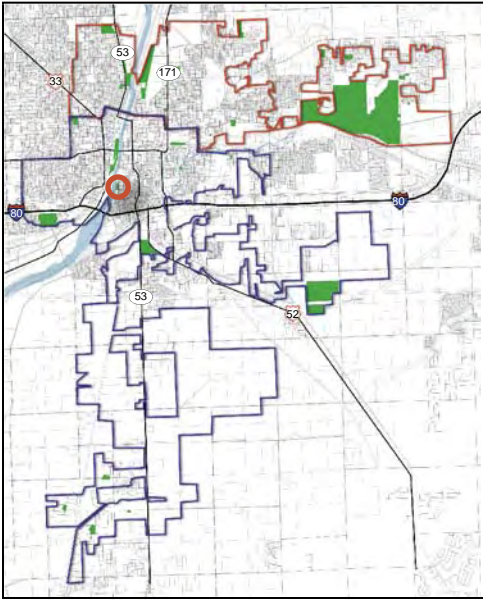
SITE INVENTORY



VARNADO PARK

Assessment date: March, 2007

PARK LOCATION



GENERAL PARK DESCRIPTION

Varnado Park is a 1.5 acre neighborhood park.

EXISTING CONDITIONS

According to the 2007 Joliet Parks and Facilities publication, Varnado Park has ball fields and open play area. This park was in good condition.

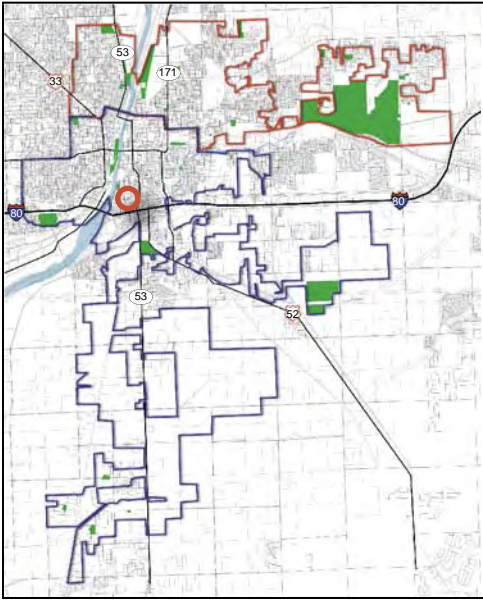
RECOMMENDATIONS

1. Repair large pot holes in parking areas.

SITE INVENTORY



PARK LOCATION



GENERAL PARK DESCRIPTION

Warren-Sharpe Playground is a 0.2 acre mini park in central Joliet.

EXISTING CONDITIONS

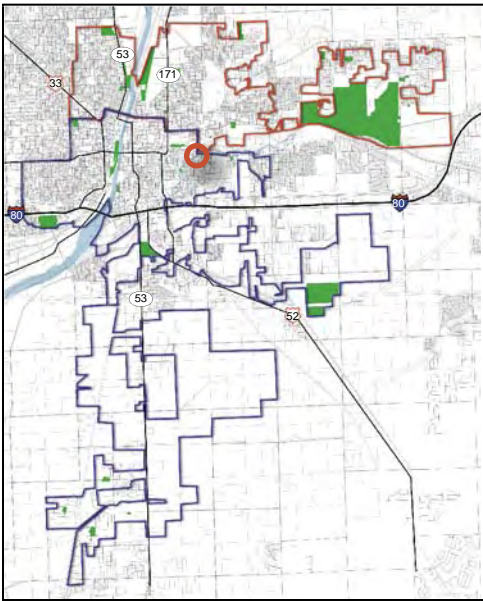
According to the 2007 Joliet Parks and Facilities publication, Warren Sharpe has play equipment. This park was in good condition.

RECOMMENDATIONS

SITE INVENTORY



PARK LOCATION



GENERAL PARK DESCRIPTION

Washington Park is a 0.1 acre mini park in central Joliet.

EXISTING CONDITIONS

According to the 2007 Joliet Parks and Facilities publication, has open play area. This park was in good condition.

RECOMMENDATIONS

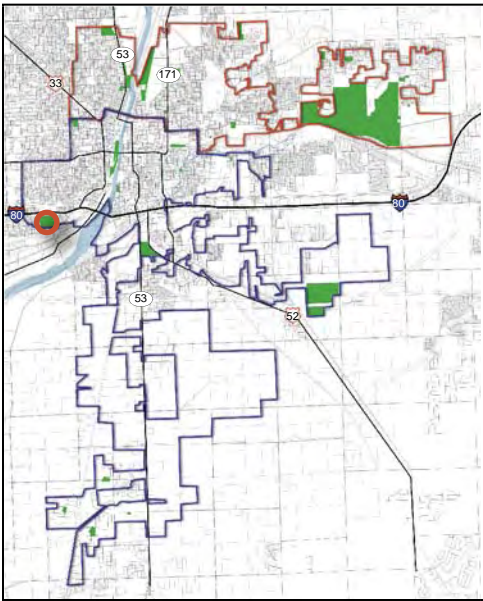
SITE INVENTORY



WEST PARK/FERRIS PARK/HUDAK GROVE

Assessment date: March, 2007

PARK LOCATION



GENERAL PARK DESCRIPTION

West park is a 30 acre community park on Joliet's West side

EXISTING CONDITIONS

According to the 2007 Joliet Parks and Facilities publication, West Park contains tennis courts, Cross-country Ski trails, open play areas, play equipment, hiking paths, and disk golf, a shelter and picnic areas. This park was in good condition.

RECOMMENDATIONS

1. Repair roughts in open field.
2. Cover/ fence off open utility trench.
3. Repair paving on entry driveway throughout park.

SITE INVENTORY

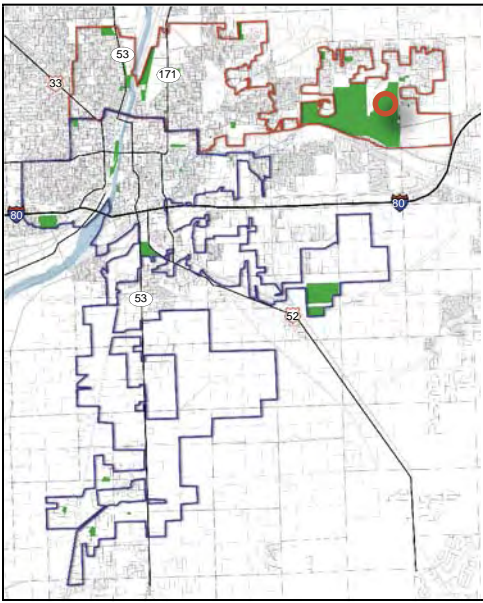


Roughts in Open Areas



Open Utility Trench

PARK LOCATION



GENERAL PARK DESCRIPTION

Woodruff Golf Course is a 18 hole, 100 acre golf course on Joliet's East side.

EXISTING CONDITIONS

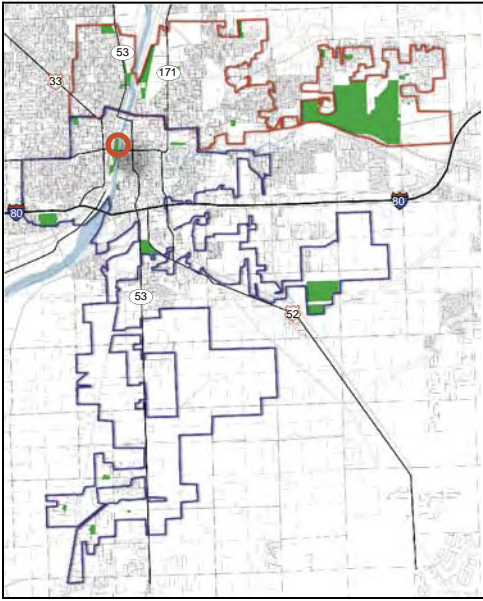
According to the 2007 Joliet Parks and Facilities publication, Woodruff has golf, concessions, a comfort station and a gift shop. This park appeared to be in good condition.

RECOMMENDATIONS

SITE INVENTORY



PARK LOCATION



GENERAL PARK DESCRIPTION

Bicentennial Park is a 6 acre neighborhood park in downtown Joliet.

EXISTING CONDITIONS

Trail head park was not listed in the Joliet Parks and Facilities publication. Open space and several seating/ picnic areas exist. The park also has a meandering path. This park was in good condition.

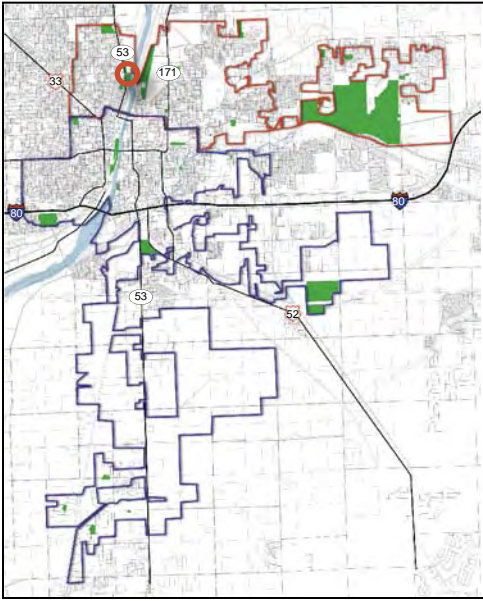
RECOMMENDATIONS

SITE INVENTORY



River Walk

PARK LOCATION



GENERAL PARK DESCRIPTION

Broadway greenway is a 12.5 acre community park on the North side of downtown.

EXISTING CONDITIONS

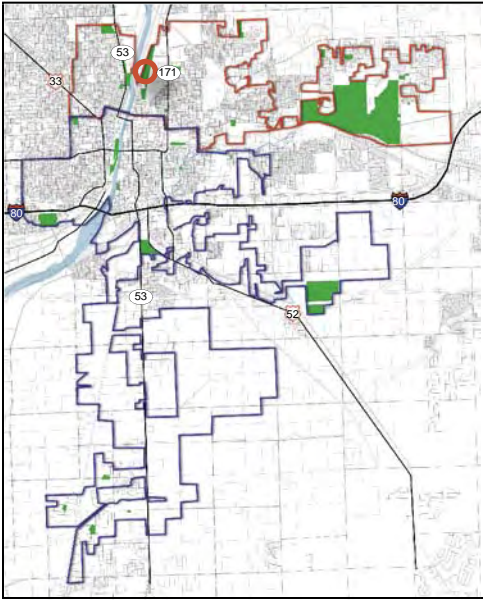
Broadway Greenway was not listed in the Joliet Parks and Facilities publication. The park has trails, open landscaped areas, play equipment and seating/picnic areas. This park was in good condition.

RECOMMENDATIONS

SITE INVENTORY



PARK LOCATION



GENERAL PARK DESCRIPTION

Joliet Iron Works is a 54 acre regional park in the downtown area of Joliet.

EXISTING CONDITIONS

Joliet Iron Works was not listed in the Joliet Parks and Facilities publication. The park had cross country ski trails, biking and hiking trails and natural areas. The park also had a small ampatheater. This park was in good condition.

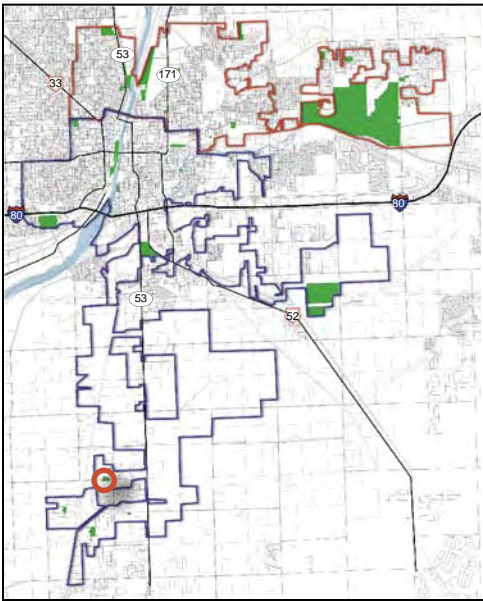
RECOMMENDATIONS

SITE INVENTORY



Trail Signage

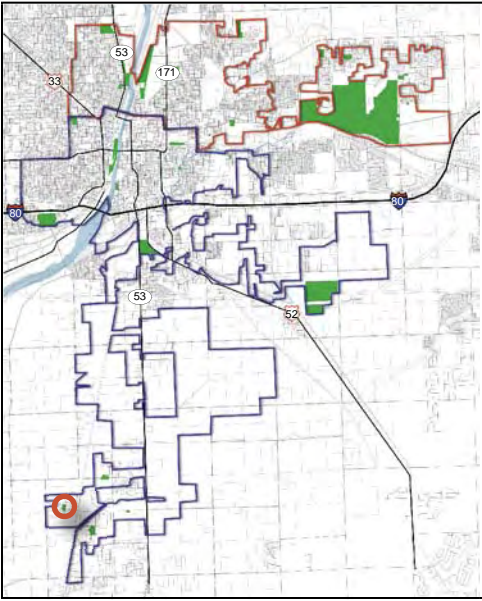
PARK LOCATION



GENERAL PARK DESCRIPTION

Neighborhood Park A is a park planned for a residential development still in construction. Images and facilities planned for the park are unavailable.

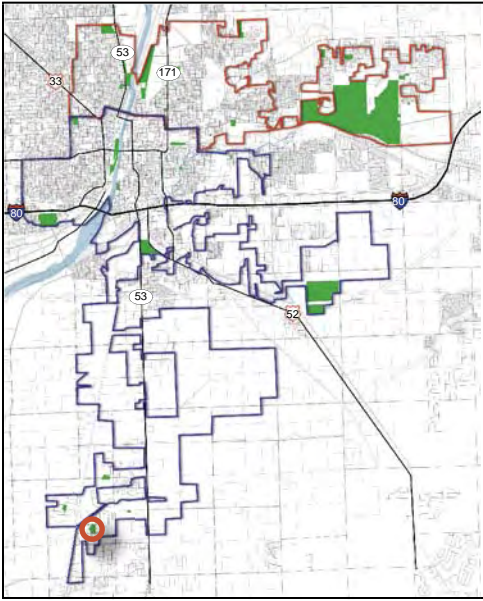
PARK LOCATION



GENERAL PARK DESCRIPTION

Neighborhood Park B is a park planned for a residential development still in construction. Images and facilities planned for the park are unavailable.

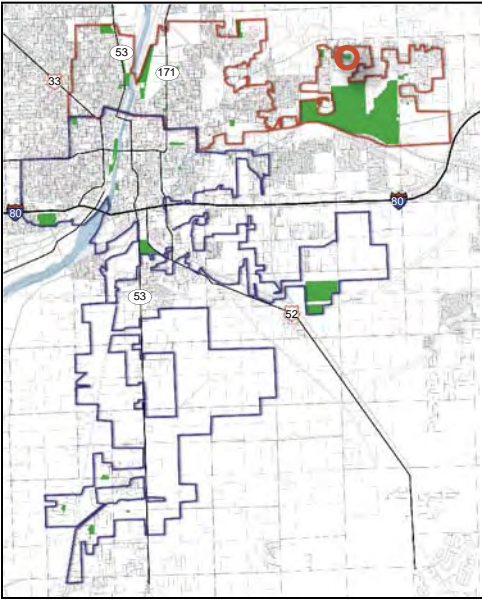
PARK LOCATION



GENERAL PARK DESCRIPTION

Neighborhood Park C is a park planned for a residential development still in construction. Images and facilities planned for the park are unavailable.

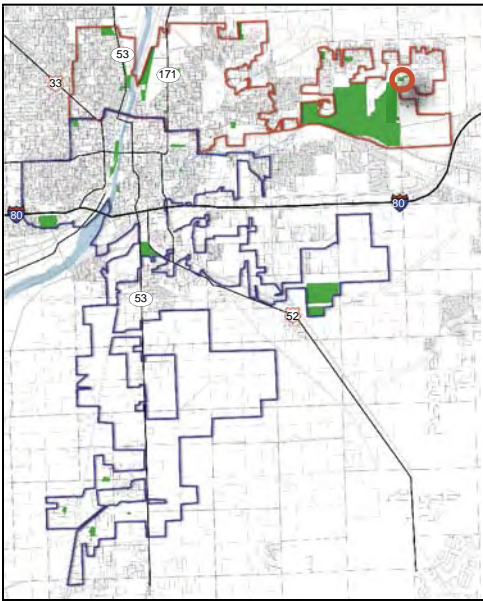
PARK LOCATION



GENERAL PARK DESCRIPTION

Neighborhood Park D is a 9 acre, neighborhood park planned for a residential development still in construction. Images and facilities planned for the park are unavailable.

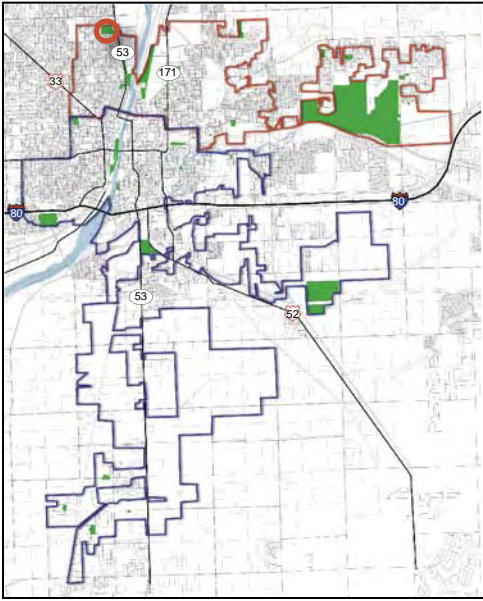
PARK LOCATION



GENERAL PARK DESCRIPTION

Neighborhood Park E is a park planned for a residential development still in construction. Images and facilities planned for the park are unavailable.

PARK LOCATION



GENERAL PARK DESCRIPTION

Rivals Park is a 14 acre community park on Joliet's North side

EXISTING CONDITIONS

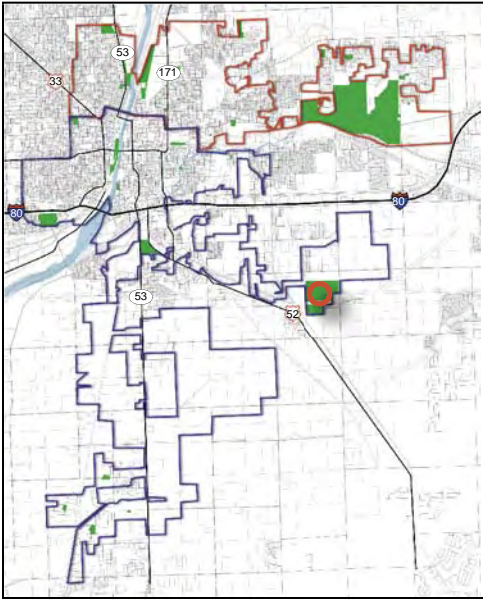
Rivals Park was not listed in the 2007 Joliet Parks and Facilities publication. The park had ball fields and picnic areas, in addition to the large wooded preserve. This park was in good condition.

RECOMMENDATIONS

SITE INVENTORY



PARK LOCATION



GENERAL PARK DESCRIPTION

Sugar Creek Forest Preserve is a 235 acre regional park on the Southeast side of Joliet.

EXISTING CONDITIONS

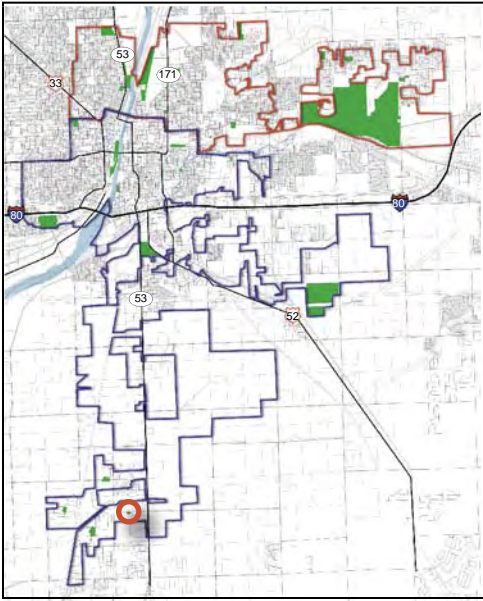
Rivals Park was not listed in the 2007 Joliet Parks and Facilities publication. This park was in good condition.

RECOMMENDATIONS

SITE INVENTORY



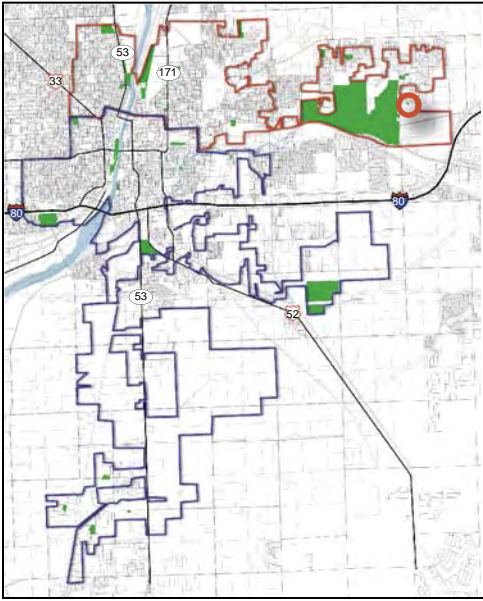
PARK LOCATION



GENERAL PARK DESCRIPTION

Tot Lot 1 is a park planned for a residential development still in construction. Images and facilities planned for the park are unavailable.

PARK LOCATION



GENERAL PARK DESCRIPTION

Tot Lot 2 is a 4.1 acre neighborhood park planned for a residential development still in construction. Images and facilities planned for the park are unavailable.

C. Transportation

C-1. Current and Proposed Pace Bus Routes

Proposed Changes to Joliet Routes²

Route	Name	Proposed Changes: Early 2008	Proposed Changes: future date
501	Forest Park/West Jefferson	Adjust routing south of Joliet Jr. College, extend evening hours of service	
502	Cass/Marquette Gardens	Restructure Marquette Gardens branch to serve high-ridership sites along it and Rtes. 503 and 505 Lidice, discontinue Cass St. branch (see Rt. 506)	Add a 6:10pm weekday trip
503	Black Road/Raynor Park	Discontinue route (see Rt. 502, West Joliet Dial-a-Ride)	
504	South Joliet	Operate fixed route between Joliet City Center and Will Co. Health Complex, operate on-demand service each trip in Preston Heights and South Joliet similar to dial-a-ride service	Add a 6:10pm weekday trip
505	Rockdale/Lidice	Discontinue Lidice branch (see Rt. 502), streamline Rockdale branch and end route at Provena St. Joseph Hospital	Add a 6:10pm weekday trip
506	E Washington - New Lenox	Restructure route to serve high-ridership sites along it and Rt. 502 Cass Street	Add a 6:10pm weekday trip
507	Plainfield	Operate on Plainfield Rd. in both directions (see West Joliet Dial-a-Ride for service on Theodore and Essington), increase rush-hour and evening service	Increase service during midday periods
511	Joliet-Elwood-Centerpoint Intermodal Center	Extend route to northeast Joliet, add weekday and weekend round-trips	
831	Joliet-Midway	Operate between Joliet and Orland Square only via 159th St., discontinue service via Lemont (no alternate service in area) and north of Orland Square (see Rtes. 384 and 386)	More convenient connection to Midway CTA Station via Rt. 379
834	Joliet-Yorktown	Serve Bolingbrook Park & Ride during rush hours to connect with new Rt. 837, discontinue Greenleaf/Innsbruck Apartments loop, discontinue one weekday afternoon southbound trip and add an evening round-trip	

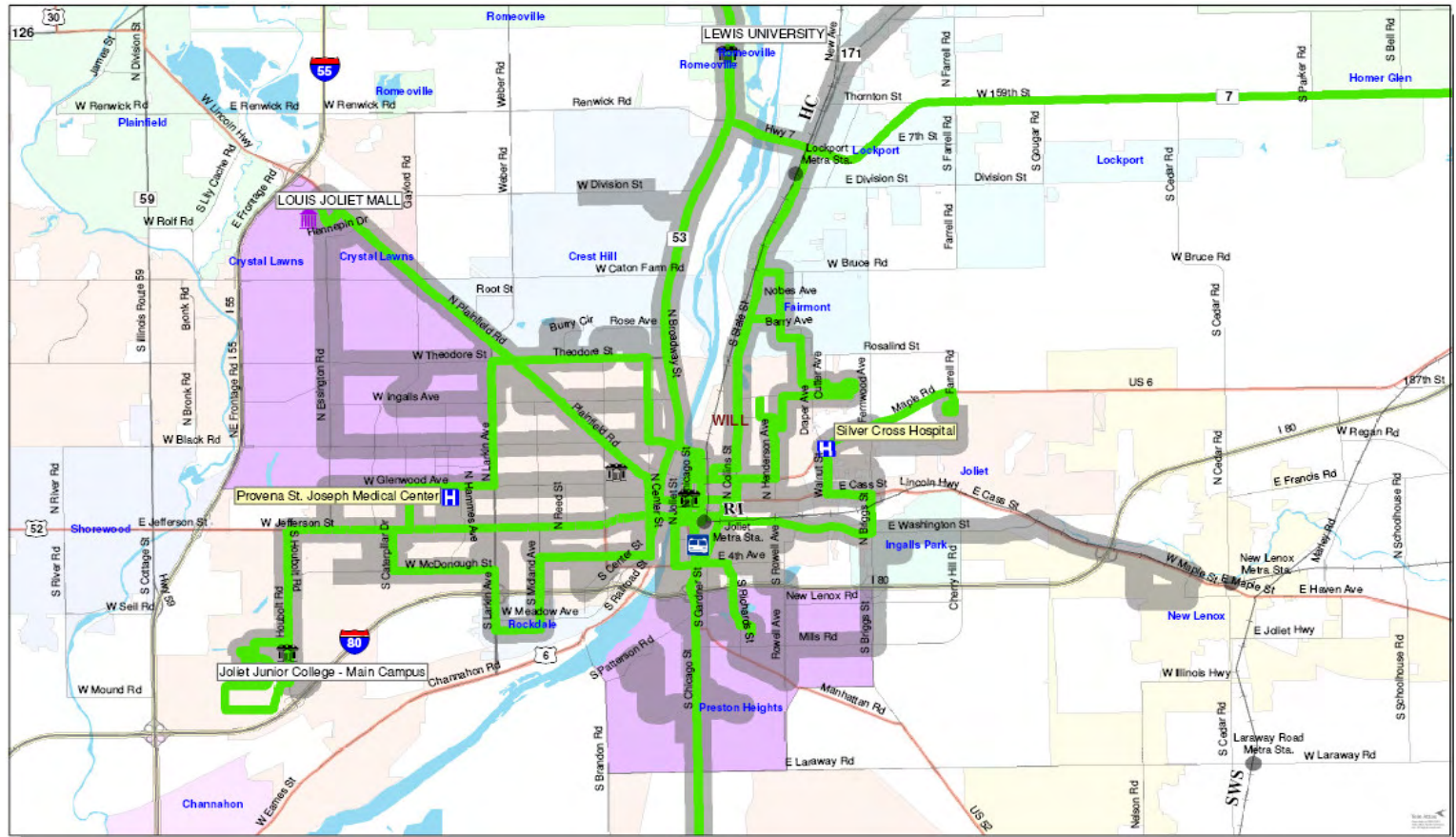
² Changes to be made in early 2008 are within the current funding capabilities of Pace, though delayed due to the current transit funding crisis. Changes proposed for some future date, as yet undetermined, will only be implemented should Pace receive additional funds from the State Legislature.

NEW	Channahon Dial-a-Ride		Operate dial-a-ride service open to general public in Channahon area with connections to Joliet transfer points
NEW	Shorewood Dial-a-Ride		Operate dial-a-ride service open to general public in Shorewood area with connections to Joliet transfer points
NEW	West Joliet Dial-a-Ride	Operate dial-a-ride service open to general public in west/northwest areas of Joliet during midday hours (replaces portions of Rtes. 502, 503, 505, 507)	Add rush-hour service





Source: Pace Website - http://www.pacebus.com/sub/initiatives/south_cook_will/proposed_changes.asp

On the following maps, changes labeled “Late 2007” will now take place in early 2008 and changes for “Early 2008” will be implemented at some later date given sufficient funding. The implementation dates have been moved because of funding shortfalls for Pace. See the Pace website for further updates on implementation:
http://www.pacebus.com/sub/initiatives/south_cook_will/proposed_changes.asp

Joliet Area: Proposed Late 2007 Service Coverage

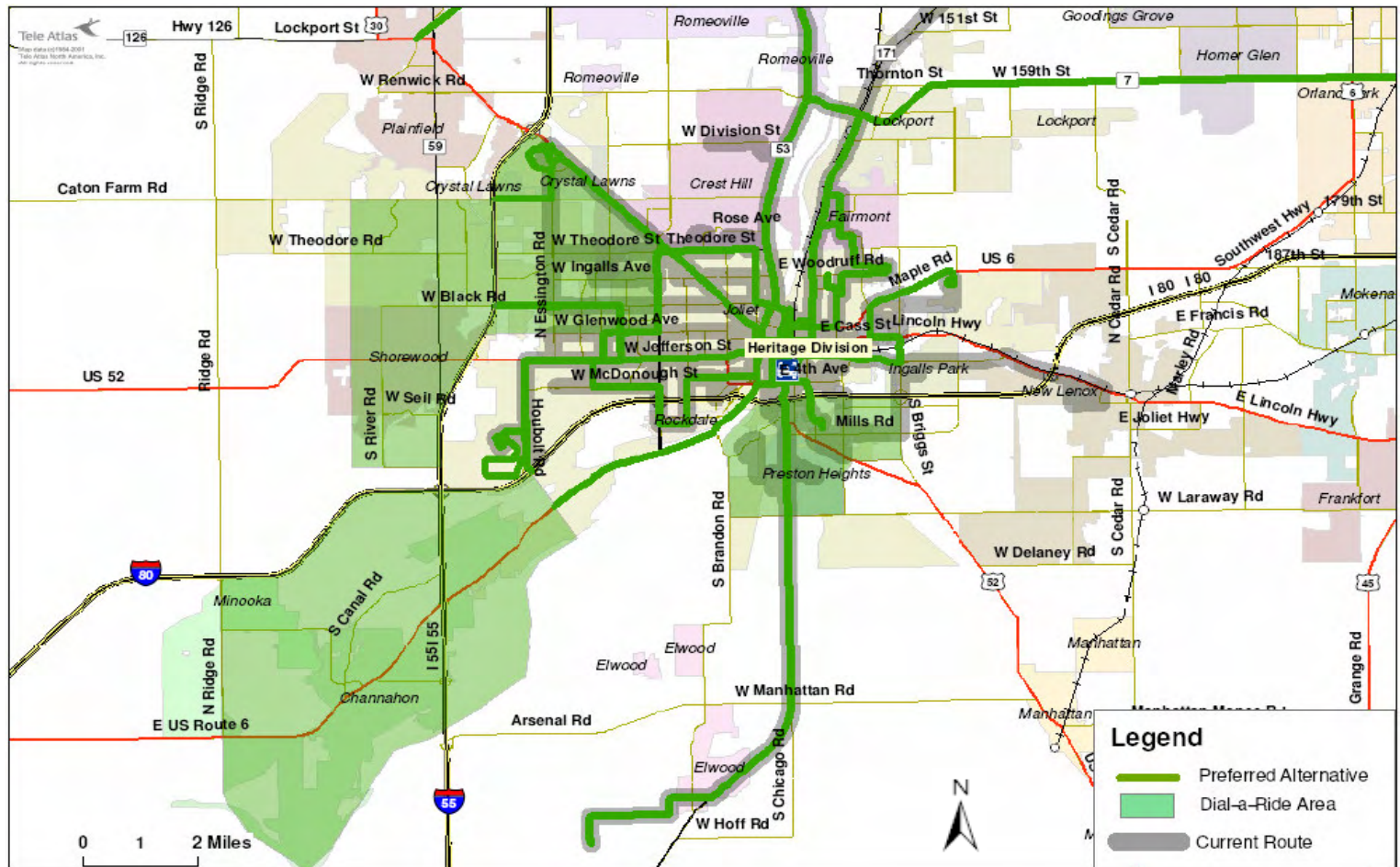


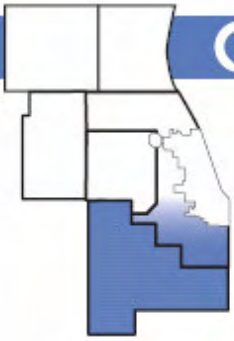
Legend

-  Preferred Alternative
-  Routes Unchanged
-  Current Pace Service
-  Dial-A-Ride Zone



Joliet Area: Proposed Early 2008 Service Coverage



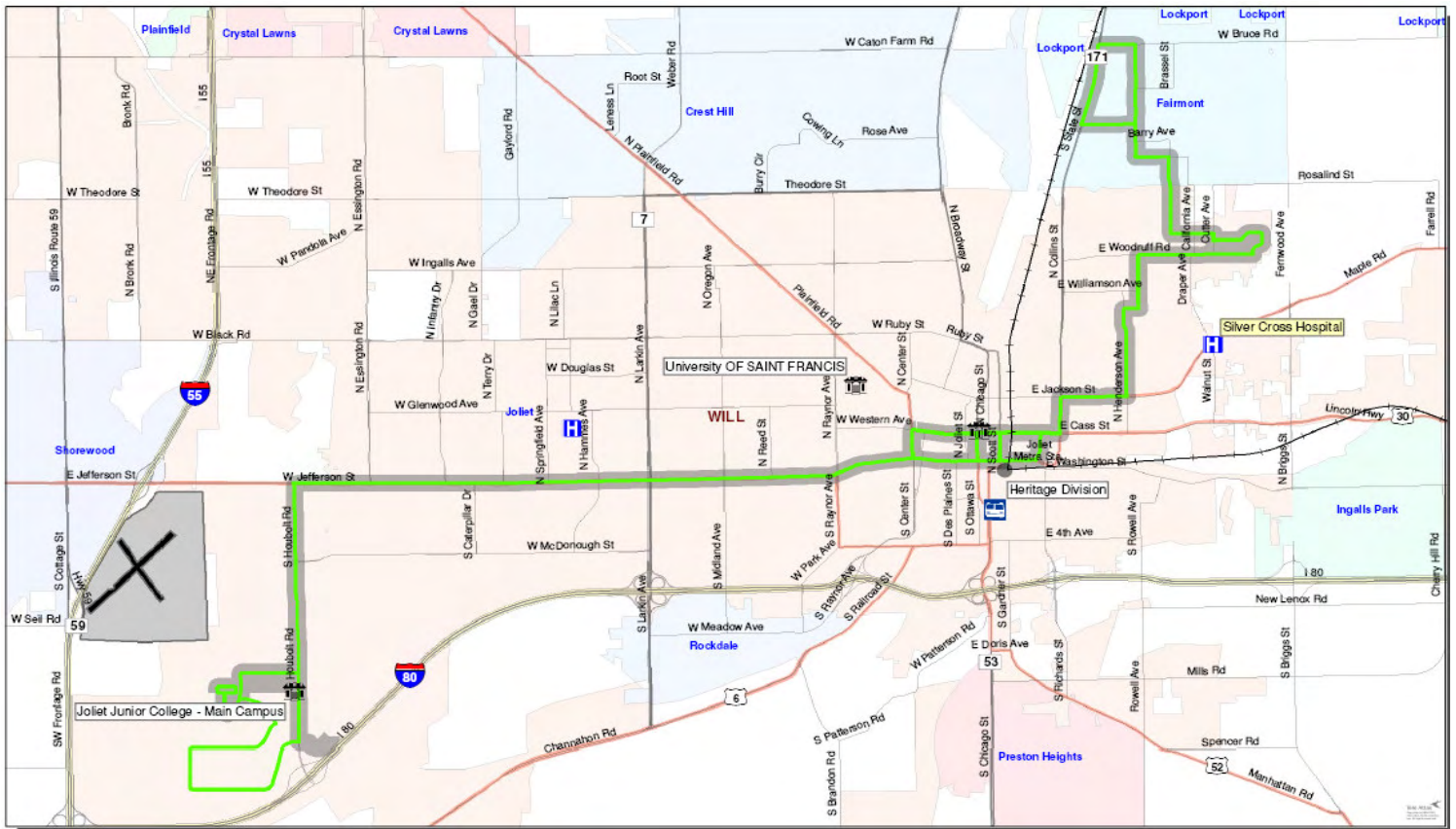


Route 501

Forest Park / West Jefferson


Route 501 provides service from residential areas in northeast Joliet to the central business district near the Joliet Union Station, Joliet Central High School, commercial areas on the west side (along Jefferson Street), Joliet Junior College and Rock Run Business Park.

CHANGES PROPOSED FOR LATE 2007

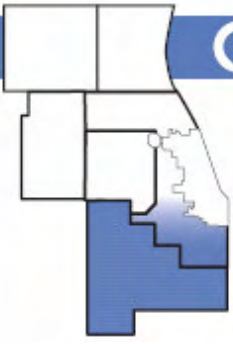


Legend

- Preferred Alternative
- Current Pace Service



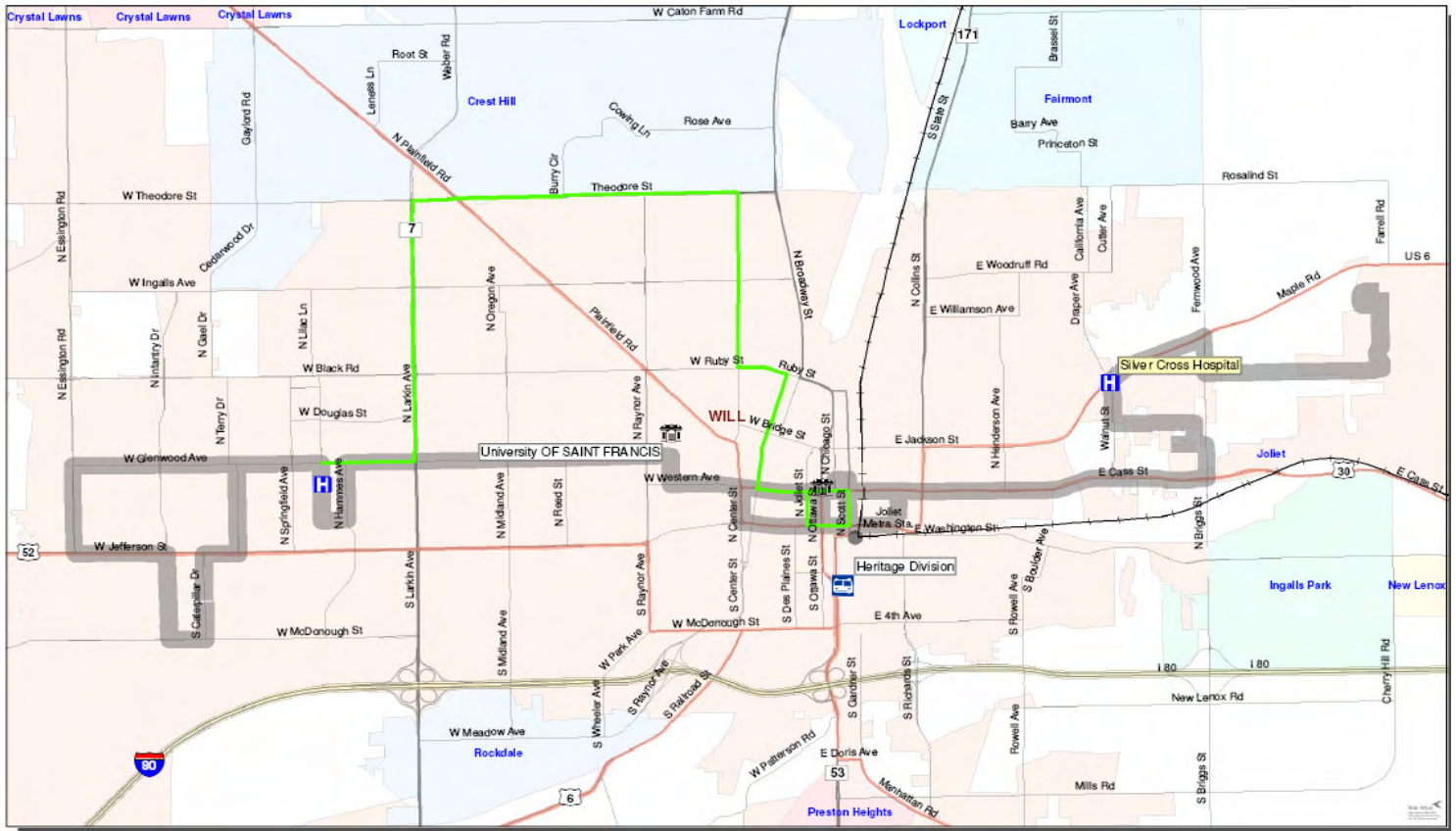
- Adjust routing south of Joliet Jr. College to better serve employment sites
- Extend weekday and Saturday service to 10:30 p.m.



Route 502 Cass / Marquette Gardens

Route 502 provides service from residential areas in northeast Joliet to Silver Cross Hospital, the Joliet central business district and Union Station, Provena St. Joseph Hospital and Joliet West and Central High Schools. Select trips operate on school days only to Gompers Jr. High School.

CHANGES PROPOSED FOR LATE 2007



Legend

- Preferred Alternative
- Current Pace Service

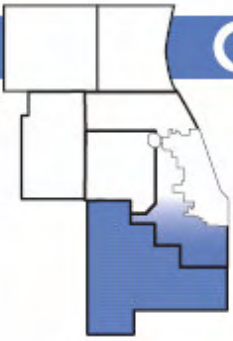


- Restructure western portion of route (502 Theodore - Larkin) to serve highest-ridership portions of current Routes 502 Marquette Gardens, 503 and 505 Lidice
- Replace eastern portion of route with restructured Route 506 East Joliet
- No change to service hours or frequency

ADDITIONAL CHANGES PROPOSED FOR EARLY 2008 *

- Extend weekday service by one hour (last departure from Jefferson & Chicago at 6:10 p.m.)

* Changes proposed for early 2008 may require additional operating funds depending on route.



Route 503

Black Road / Raynor Park

Route 503 provides service from west Joliet including Murphy Building, John Holmes Complex, Harrah's Casino and North Ridge Plaza to the Joliet central business district and Joliet Union Station. Select trips operate school days only to the Hufford Jr. High School.

CHANGES PROPOSED FOR LATE 2007



Legend

- Preferred Alternative
- Current Pace Service

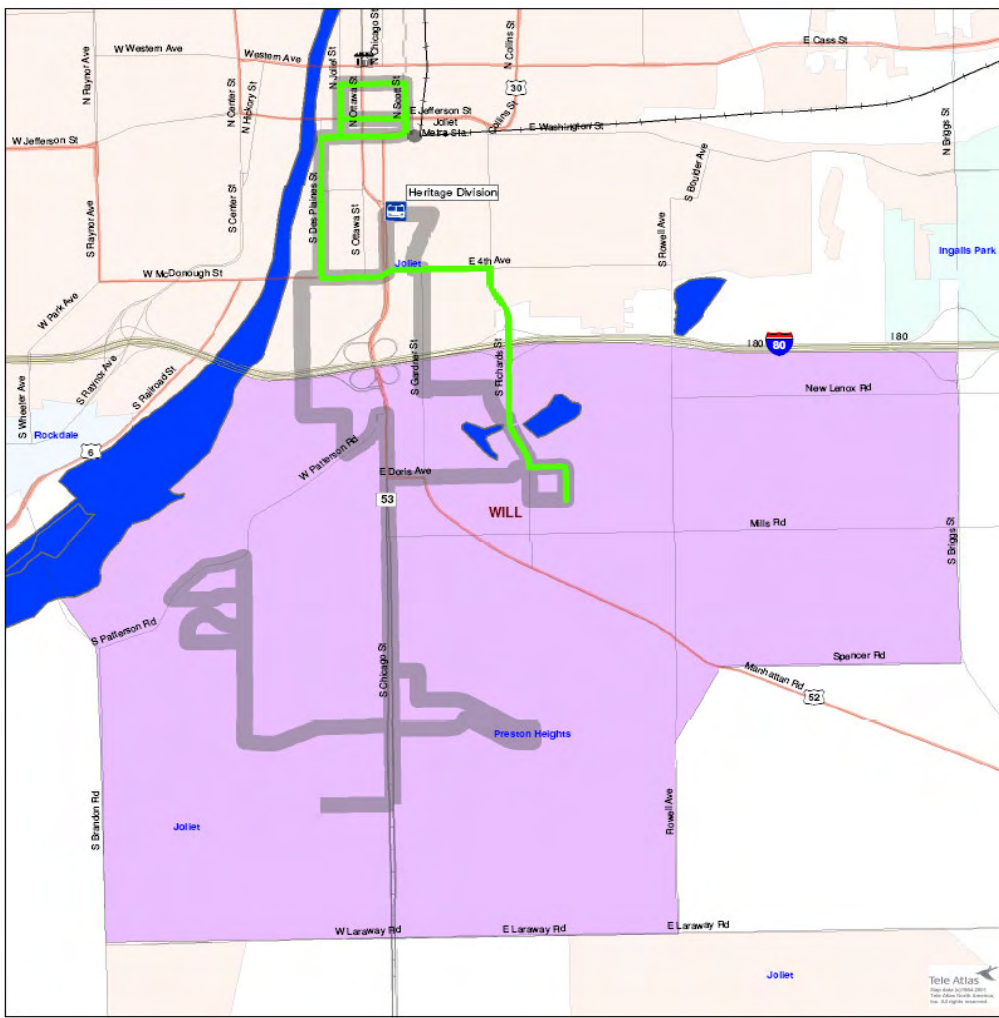


- Replace route with restructured Route 502 Theodore - Larkin and new general-public West Joliet Dial-a-Ride




Route 504 South Joliet

Route 504 provides service from residential and industrial areas in south Joliet to the Joliet central business district and Union Station. This route provides service to the Philip Murray Complex, Sunny Hill Nursing Home, Will Co. Health Complex, Sugar Creek Apts., Primary Care Facility and Harrah's Casino.

CHANGES PROPOSED FOR LATE 2007



- Operate fixed-route service between Joliet City Center and Will County Health Complex
- On each trip, serve other areas of south Joliet and Preston Heights on demand, similar to a dial-a-ride service
- No change to weekday service hours and frequency, no weekend service

Legend
 Preferred Alternative
 Current Pace Service
 Dial-A-Ride Zone

0 0.5 1 Miles

ADDITIONAL CHANGES PROPOSED FOR EARLY 2008 *

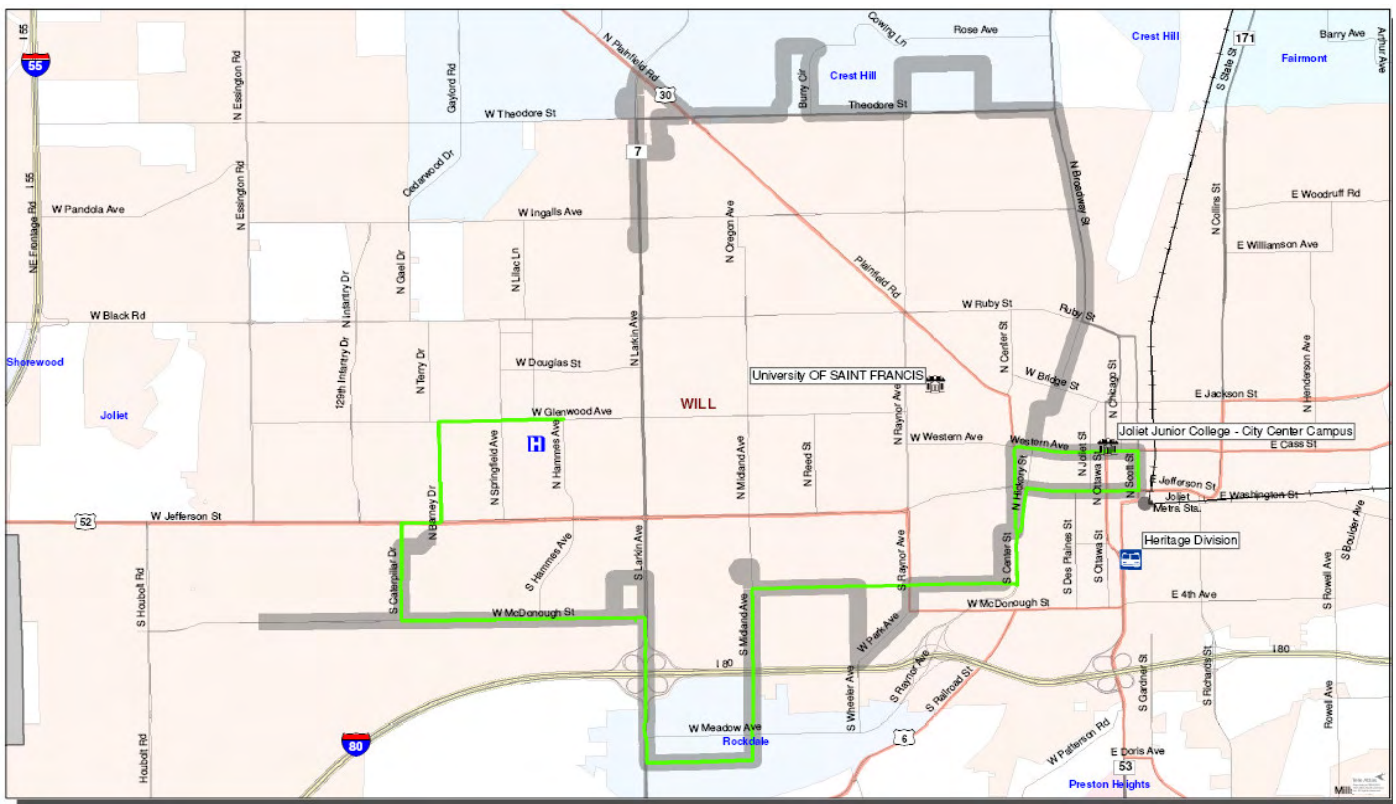
- Extend weekday service by one hour (last departure from Jefferson & Chicago at 6:10 p.m.)

* Changes proposed for early 2008 may require additional operating funds depending on route.

Route 505 Rockdale / Lidice

Route 505 provides service between north, northwest and southwest residential areas via Joliet central business district and Metra Station. The route serves Joliet City Center, Hillcrest Shopping Center, River Valley Justice Center, and North Ridge Plaza. Select trips operate on school days to Dirksen Jr. High School.

CHANGES PROPOSED FOR LATE 2007



Legend

- Preferred Alternative
- Current Pace Service

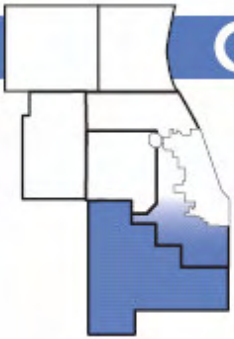


- Replace Route 505 Lidice branch with restructured Route 502 Theodore - Larkin
- Streamline Route 505 Rockdale routing; connect with Route 502 and new West Joliet Dial-a-Ride at Provena St. Joseph Hospital
- No change to service hours or frequency

ADDITIONAL CHANGES PROPOSED FOR EARLY 2008 *

- Extend weekday service by one hour (last departure from Jefferson & Chicago at 6:10 p.m.)

* Changes proposed for early 2008 may require additional operating funds depending on route.

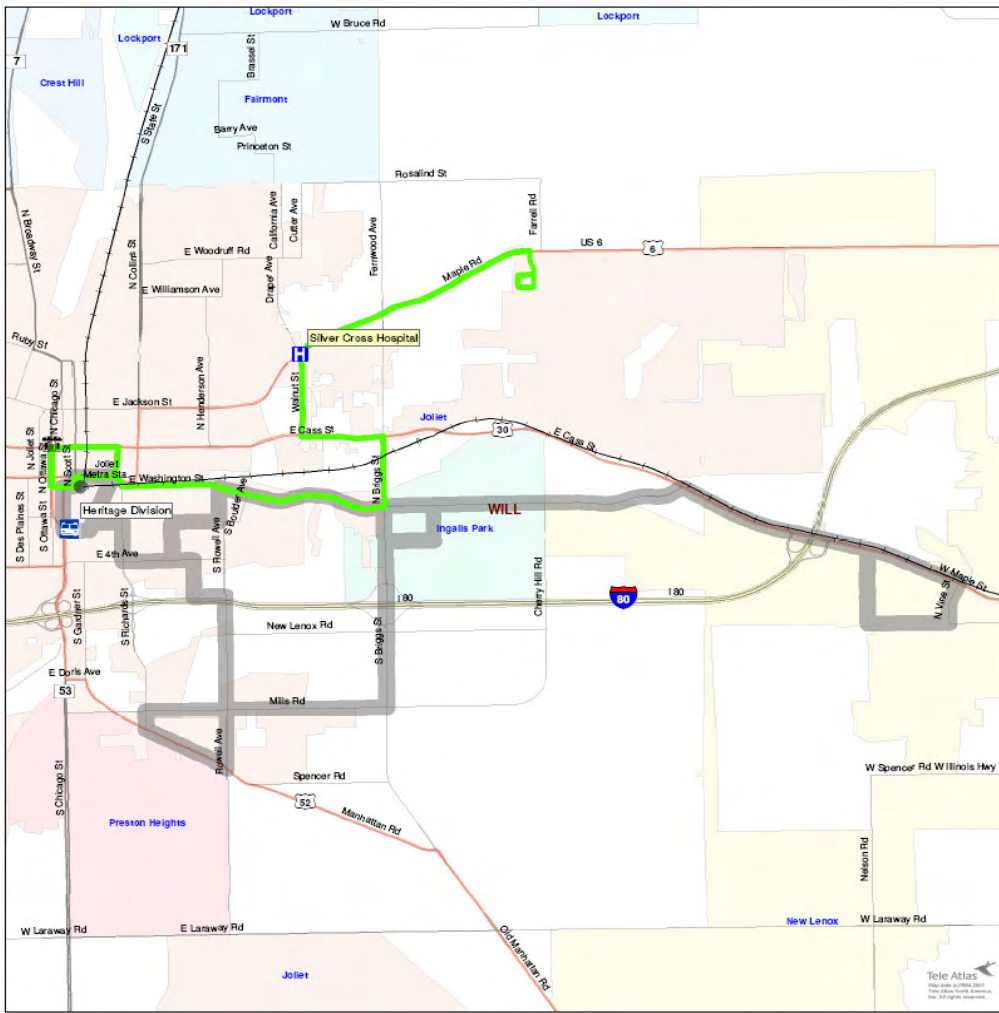


Route 506

East Washington / New Lenox


Route 506 provides service between Joliet City Center and New Lenox along East Washington. The route serves Providence High School, Salem Village, Joliet Job Corps, YMCA East, New Lenox Village Hall, and the Joliet Metra Station.

CHANGES PROPOSED FOR LATE 2007



- Restructure route (506 East Joliet) to serve major destinations in east Joliet along current Routes 502 Cass Street and 506
- Extend service to the Cedar Crossings shopping center (US 6 & Cedar Rd.) when it opens
- Weekday, Saturday service hours and frequency unchanged from current Route 502 Cass Street

Legend
 Preferred Alternative
 Current Pace Service



ADDITIONAL CHANGES PROPOSED FOR EARLY 2008 *

- Extend weekday service by one hour (last departure from Jefferson & Chicago at 6:10 p.m.)

* Changes proposed for early 2008 may require additional operating funds depending on route.

Route 507 Plainfield

Route 507 provides service from Joliet's central business district and Union Station to northwest Joliet and Crest Hill. It serves Hillcrest Shopping Center, Westfield Louis Joliet Mall, Joliet City Center and the University of St. Francis.

CHANGES PROPOSED FOR LATE 2007



Legend

- Preferred Alternative
- Current Pace Service

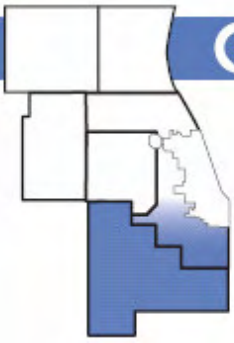


- Operate on Plainfield Rd. in both directions. Serve Essington Rd. and Theodore St. midday weekdays with new West Joliet Dial-a-Ride
- Operate every 30 minutes during rush hours; extend weekday, Saturday service until 10 p.m.

ADDITIONAL CHANGES PROPOSED FOR EARLY 2008 *

- Operate every 30 minutes between 6:00 a.m. and 6:00 p.m.

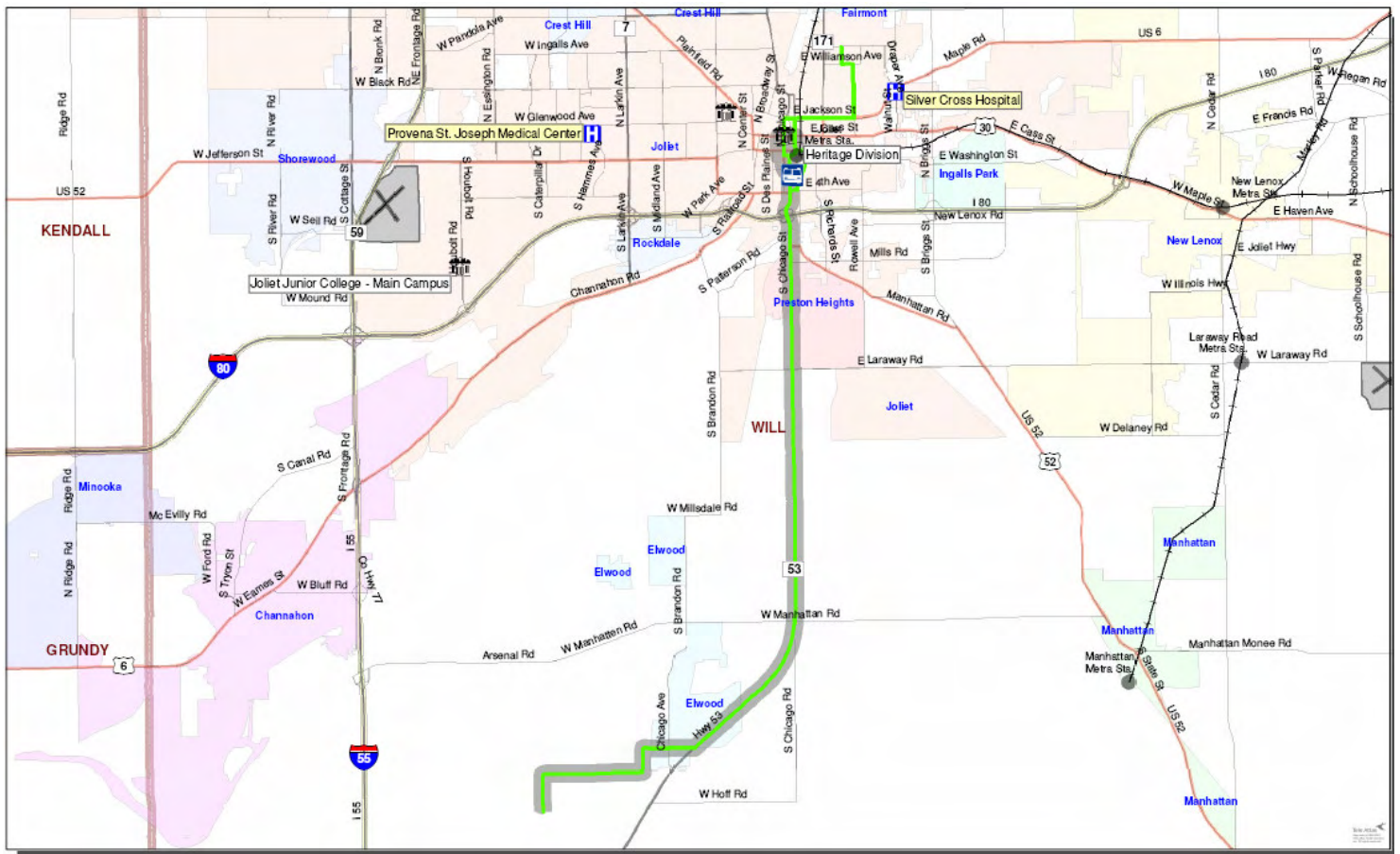
* Changes proposed for early 2008 may require additional operating funds depending on route.





Route 511 Joliet / Elwood / CenterPoint Intermodal Center

Route 511 consists of two weekday roundtrips (timed for first-shift factory work) operating between Joliet City Center, Elwood and the CenterPoint Intermodal Center at Deer Run.

CHANGES PROPOSED FOR LATE 2007



Legend

-  Preferred Alternative
-  Current Pace Service

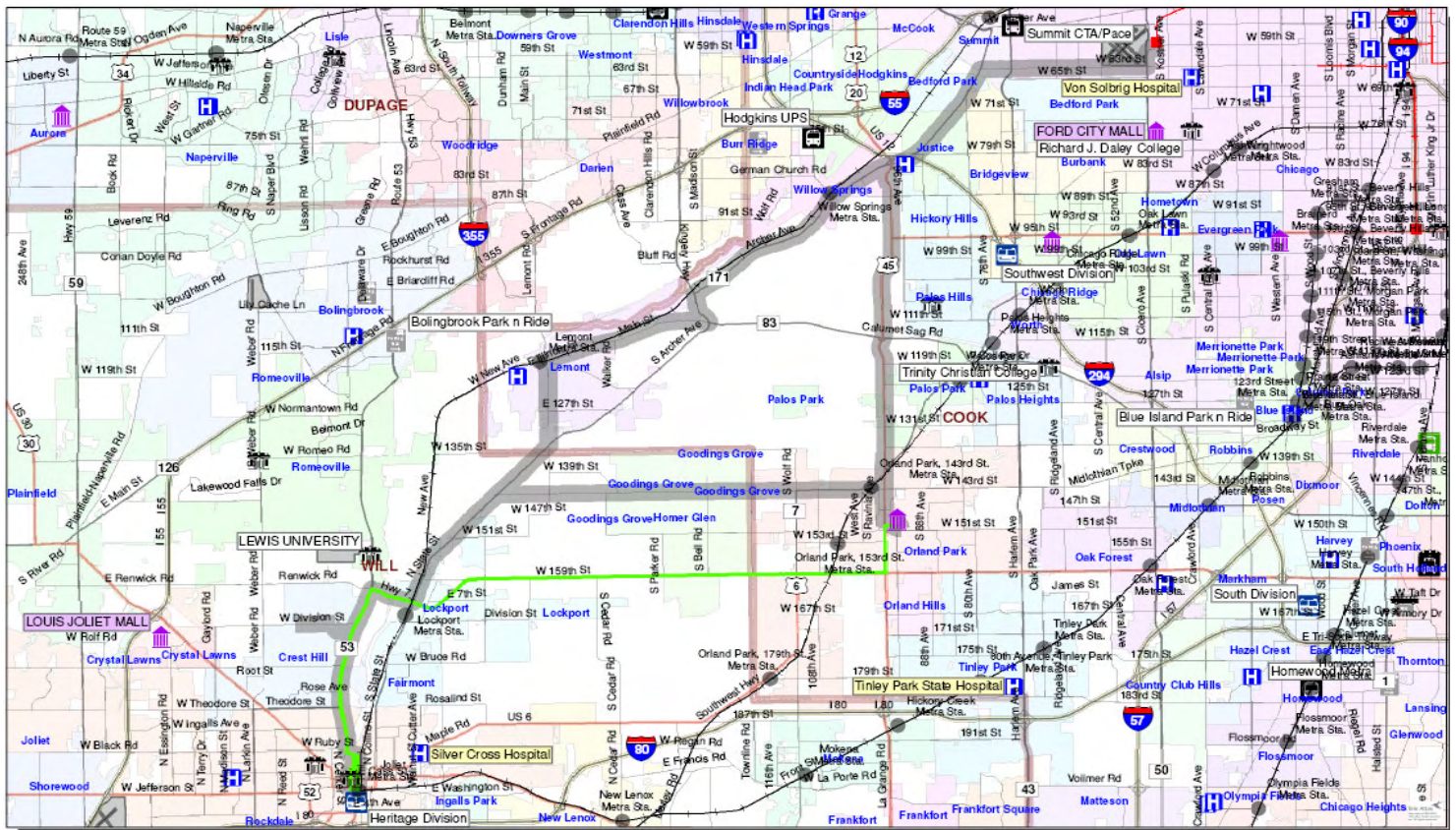


- Extend Route 511 into northeast Joliet
- Add two weekday round-trips and operate service on Saturdays and Sundays

Route 831 Joliet / Midway

Route 831 connects Joliet City Center and Joliet Union Station with the Midway CTA Orange Line Station. It serves Lockport, Stateville Prison, Orland Square Mall, Lemont and Midway Airport. There are four eastbound and six westbound weekday trips; on Saturdays, two round-trips connect the Midway CTA Station with Stateville Prison, Stateville Farm and Joliet City Center.

CHANGES PROPOSED FOR LATE 2007



Legend

- Preferred Alternative
- Current Pace Service



- Operate between Joliet and Orland Square only, via 159th St.
- Improve weekday and Saturday frequency to every 2 hours; operate between 8 a.m. and 6 p.m. weekdays and 10 a.m. and 6 p.m. Saturdays
- Connection between Midway CTA and Orland Square via Routes 384 and 386

ADDITIONAL CHANGES PROPOSED FOR EARLY 2008 *

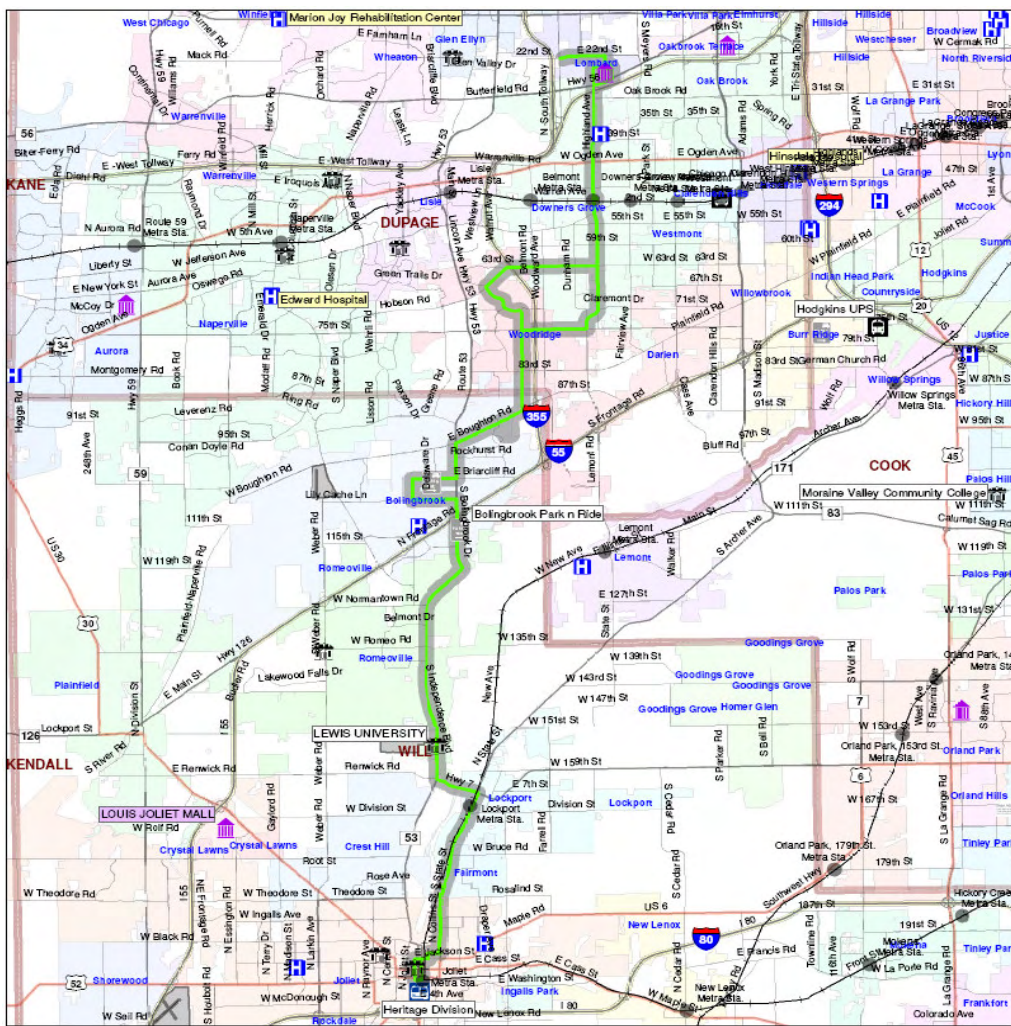
- More direct and convenient connection between Midway CTA and Orland Square via restructured Route 379

* Changes proposed for early 2008 may require additional operating funds depending on route.

Route 834 Joliet / Yorktown

Route 834 provides service from Joliet City Center and Metra Station to Yorktown Shopping Center. It serves Lewis University, Good Samaritan Hospital, Romeoville, Bolingbrook and Downers Grove. Certain trips connect with Metra-BNSF service in Downers Grove.

CHANGES PROPOSED FOR LATE 2007

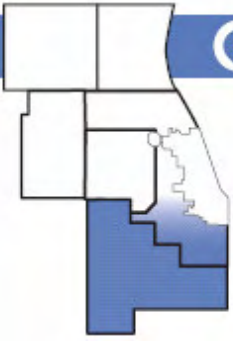


Legend

- Preferred Alternative
- Current Pace Service



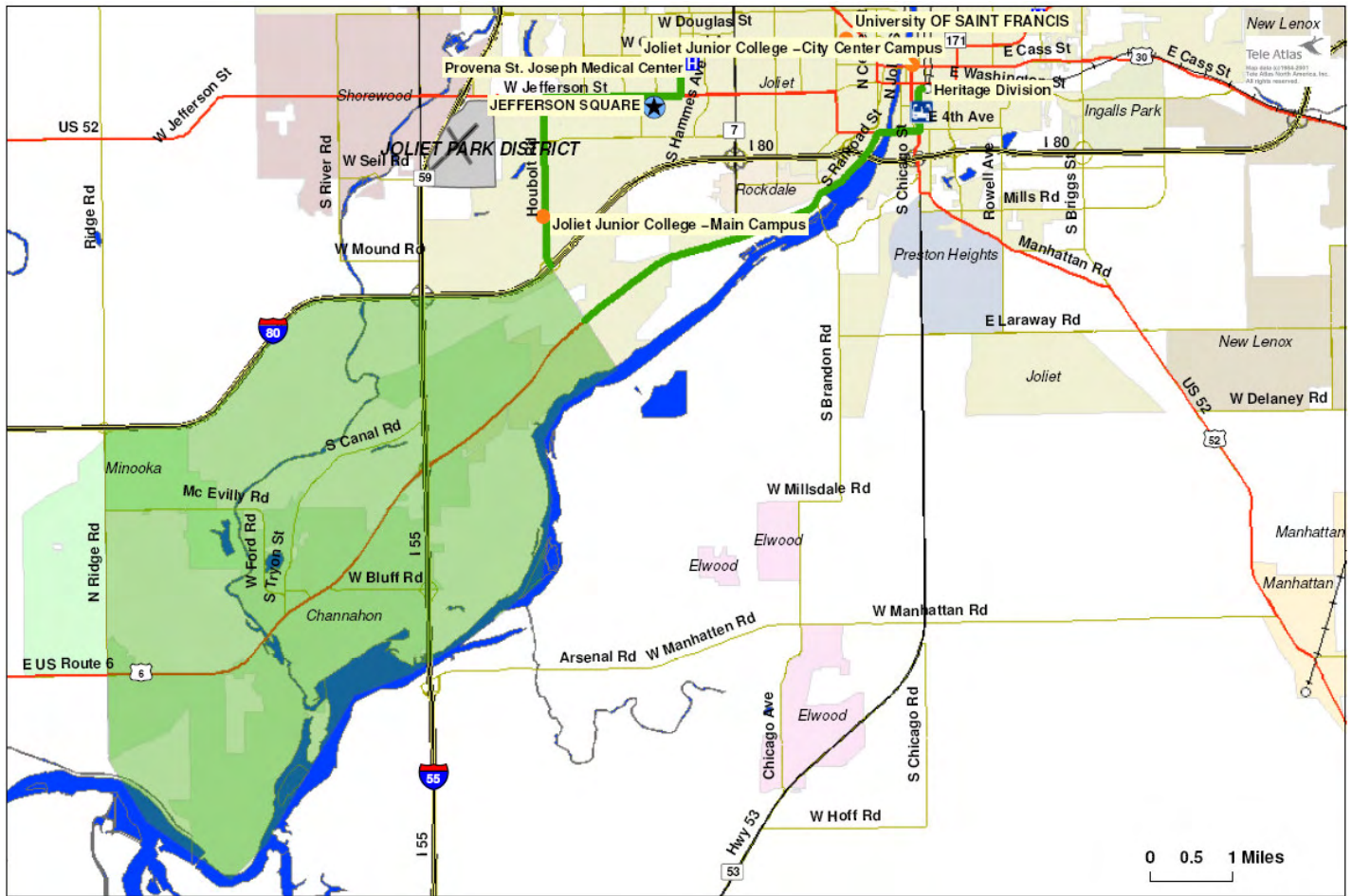
- Serve the Bolingbrook Park-and-Ride during rush hours to connect with the new Route 837 Weber Road
- Discontinue the Greenleaf/Innsbruck Apartments loop
- Add a weekday evening round trip, remove a midday southbound trip



Channahon General Public Demand Response Service

There is currently no general public demand response (dial-a-ride) service in Channahon. Dial-a-ride service for senior citizens and persons with disabilities is provided in Channahon by Central and Southwest Will Dial-a-Ride.

CHANGES PROPOSED FOR EARLY 2008 *

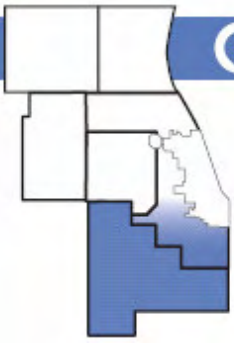


Legend

- Preferred Alternative
- Current Pace Service

- Implement a new general public demand response (dial-a-ride) service in the Channahon area
- Provide service between any points within the shaded zone as well as connections to/from other Pace service at Joliet Junior College and Provena St. Joseph Hospital
- Provide connections to Joliet Union Station during rush hours
- Service subject to coordination with the Village of Channahon
- Weekday service only

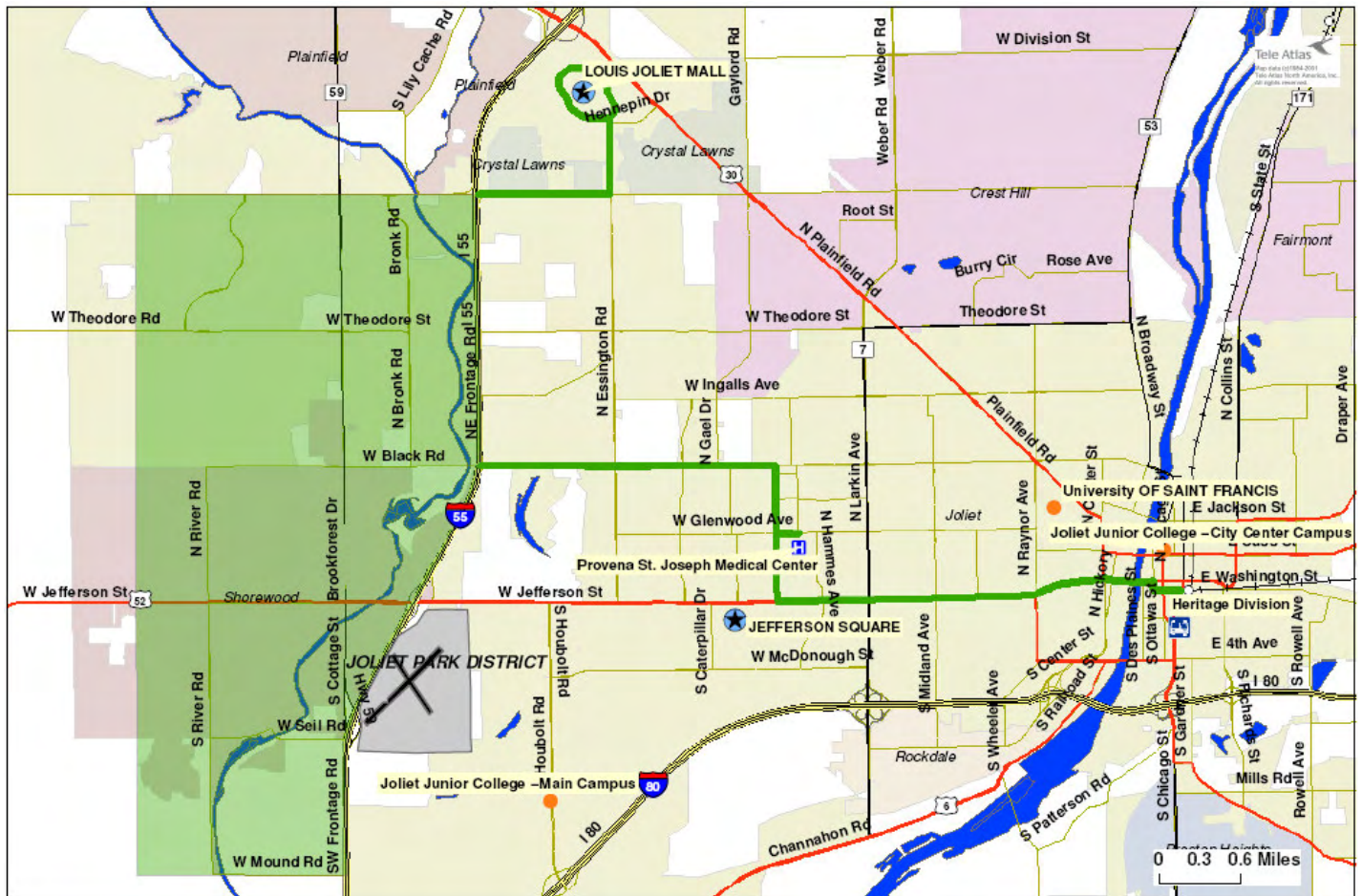
* Changes proposed for early 2008 may require additional operating funds depending on route.



Shorewood General Public Demand Response Service

There is currently no general public demand response (dial-a-ride) service in Shorewood. Dial-a-ride service for senior citizens and persons with disabilities is provided in Shorewood by Central Will Dial-a-Ride.

CHANGES PROPOSED FOR EARLY 2008 *



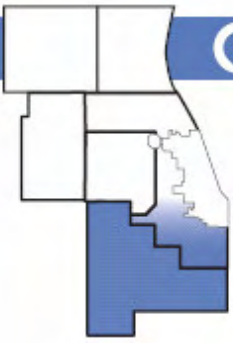
Legend

- Preferred Alternative
- Current Pace Service



- Implement a new general public demand response (dial-a-ride) service in the Shorewood area
- Provide service between any points within the shaded zone as well as connections to/from other Pace service at Westfield Louis Joliet Mall and Provena St. Joseph Hospital
- Provide connections to Joliet Union Station during rush hours
- Service subject to coordination with the Village of Shorewood
- Weekday service only

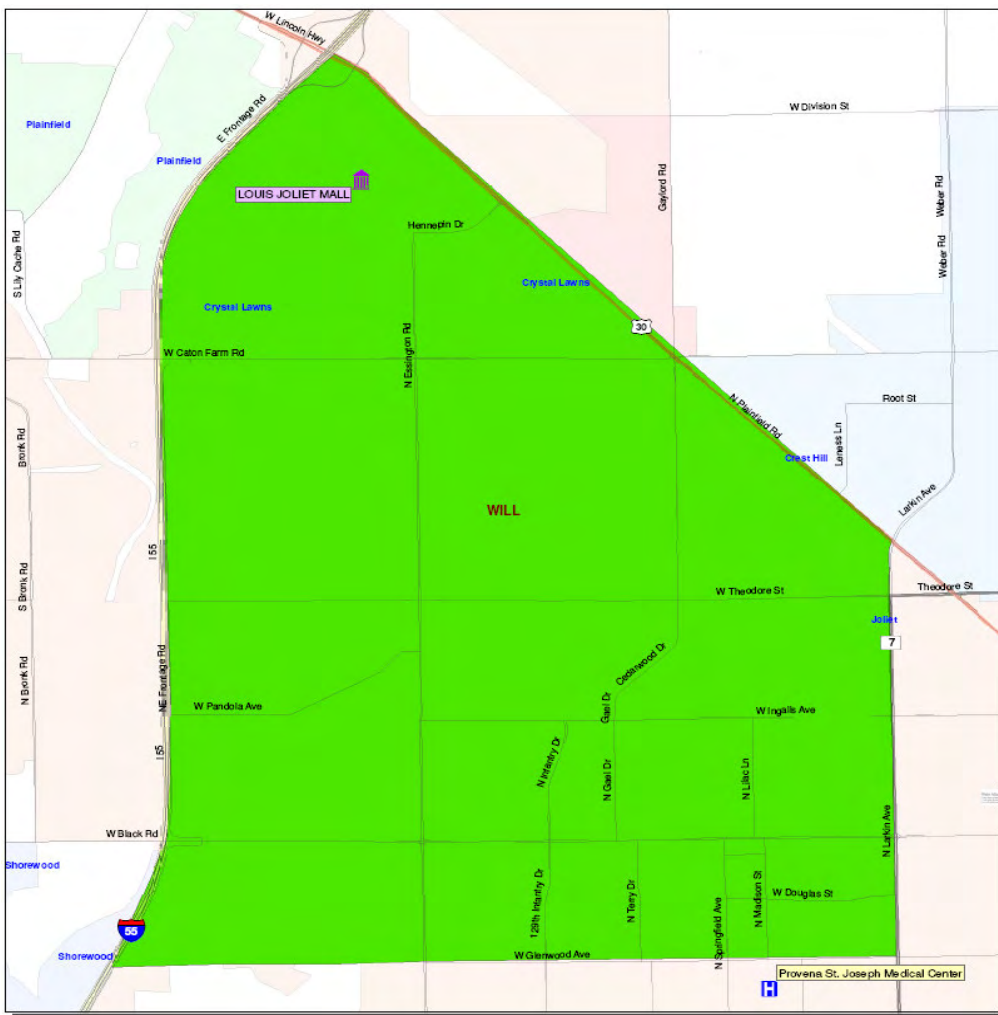
* Changes proposed for early 2008 may require additional operating funds depending on route.



West Joliet General Public Demand Response Service

There is currently no general public demand response (dial-a-ride) service in West Joliet. Routes 502, 503, 505, and 507 all serve portions of West Joliet; the outer portions of Routes 502 and 503 carry very few people.

CHANGES PROPOSED FOR LATE 2007



- Operate new general-public dial-a-ride service in west Joliet between 9:30 a.m. and 2:30 p.m. on weekdays
- Connect with restructured Routes 502 and 505 at Provena St. Joseph Hospital (with timed transfer) and Route 507 at Westfield Louis Joliet Mall

Legend

West Joliet DAR



ADDITIONAL CHANGES PROPOSED FOR EARLY 2008 *

- Expand hours of service to begin at 6:00 a.m. and end at 6:00 p.m.

* Changes proposed for early 2008 may require additional operating funds depending on route.

C-2. Area Businesses Employing More Than 100 Employees

NAME	CITY	EMP SIZE	PRIMARY SIC DESCRIPTION
A & R Transport Inc	Joliet	170	Trucking
A Vito Martinez Middle School	Romeoville	145	Schools
Acres Group	Plainfield	101	Landscape Contractors
Alsip Home & Nursery Super Str	Frankfort	100	Nurserymen
American Stair Corp	Romeoville	100	Stair Builders
Apollo Colors Inc	Rockdale	200	Colors & Pigments-Manufacturers
Applebee's Neighborhood Grill	Plainfield	100	Restaurants
Arena Auto Auction Inc	Bolingbrook	330	Auctioneers
Arnold Logistics	Joliet	100	Logistics
Balmoral Racing Club Inc	Crete	300	Race Tracks
Banner Western Disposal Svc	Rockdale	150	Waste Rdctn Dspsl/Recycle Svc-Ind (Whol)
Bath & Body Works Inc	Joliet	115	Cosmetics & Perfumes-Retail
Beecher Manor	Beecher	100	Nursing & Convalescent Homes
Bennett & Brosseau Roofing Inc	Romeoville	100	Roofing Contractors
Berkots Super Food	Mokena	117	Grocers-Retail
Bernard Welding Equipment	Beecher	100	Welding Equipment & Supplies-Mfrs
Best Buy	Bolingbrook	100 to 249	Electronic Equipment & Supplies-Retail
Best Buy	Joliet	100 to 249	Electronic Equipment & Supplies-Retail
Bill Jacobs KIA Subaru	Joliet	212	Automobile Dealers-New Cars
Bolingbrook Chevrolet Inc	Bolingbrook	100	Automobile Dealers-New Cars
Bolingbrook High School	Bolingbrook	324	Schools
Bolingbrook Police Dept	Bolingbrook	135	Police Departments
Bolingbrook Village Hall	Bolingbrook	390	Government Offices-City, Village & Twp
Bolingbrook Water Svc	Bolingbrook	100	Water & Sewage Companies-Utility
Bonnie Mc Beth Learning Ctr	Plainfield	100	Schools
Borg Warner	Frankfort	260	Transmissions-Automobile
Brakur Custom Cabinetry Inc	Shorewood	175	Cabinets-Manufacturers
Broken Arrow Golf Club	Lockport	100	Golf Courses-Private
C B & I Svc	Plainfield	400	Ironwork
Cambridge At Carillon	Romeoville	100	Nonclassified Establishments
Carson Pirie Scott	Joliet	180	Department Stores
Caterpillar Inc	Rockdale	1500	Contractors-Equip/Supls-Dlrs/Svc (Whol)
Cemeno's Pizza	Joliet	150	Restaurants
Central Sod Farms	Plainfield	100	Sod & Sodding Service
Channahon Park District	Channahon	250	Swimming Pools-Public
Charles Reed Elementary School	Plainfield	105	Schools
Chicago Bridge & Iron Co	Plainfield	450	Structural Metal Work-Misc (Mfrs)
Chicago Office Technology Grp	Bolingbrook	100	Copying & Duplicating Machines & Supls
Chicago Tube & Iron	Romeoville	101	Tube-Bending & Fabricating (Mfrs)
Choice Point	Bolingbrook	199	Employment Screening Services
Christian Brothers Svc	Romeoville	200	Services NEC
City Of Crest Hill Building	Crest Hill	100	Government Offices-City, Village & Twp
Clark Foam Products Corp	Bolingbrook	100	Rubber-Synthetic (Manufacturers)
Clennon Electric Inc	Wilmington	165	Electric Contractors

Commander Packaging Corp	Monee	100	Boxes-Corrugated & Fiber (Wholesale)
Cornerstone Services Inc	Joliet	100	Social Service & Welfare Organizations
Corporate Planned Staffing	Bolingbrook	400	Employment Agencies & Opportunities
Corrections Dept	Lockport	950	State Govt-Correctional Institutions
Cracker Barrel Old Country Str	Joliet	108	Restaurants
Cracker Barrel Old Country Str	Romeoville	140	Restaurants
Crane Composites Inc	Channahon	(230)	Fiber & Fiber Products (Manufacturers)
Creekside Elementary School	Plainfield	100	Schools
Crete-Monee High School	Crete	160	Schools
D & D Mfg Inc	Bolingbrook	180	Tool & Die Makers (Mfrs)
Data Service Solutions Inc	Plainfield	100	Data Processing Service
Dawes	Bolingbrook	100	Trucking
Deaton-Kennedy Co	Joliet	100	Bookbinders (Mfrs)
Deerbrook Care Ctr	Joliet	190	Nursing & Convalescent Homes
Diageo Beverges	Plainfield	140	Distillers (Mfrs)
Dietrich Metal Framing	Joliet	120	Steel Processing (Mfrs)
Dominick's Finer Foods	Shorewood	100	Grocers-Retail
Dominick's Finer Foods	Romeoville	135	Grocers-Retail
Dominick's Finer Foods	Frankfort	180	Grocers-Retail
Dominick's Finer Foods	Joliet	200	Grocers-Retail
Dow Chemical Co	Channahon	150	Chemicals-Manufacturers
Dralle Chevrolet & Buick	Peotone	100	Automobile Dealers-New Cars
Drauden Point Middle School	Plainfield	100	Schools
Dywidag Systems Intl	Bolingbrook	100	Fabricated Structural Metal (Mfrs)
Eagle Point Elementary School	Plainfield	101	Schools
Easter Seals	Joliet	140	Physical Therapists
Ecolab	Joliet	401	Specialty Clnng Plshng/Sanitation (Mfr)
Embassy Care Ctr Inc	Wilmington	100	Nursing & Convalescent Homes
Empress Casino Joliet	Joliet	1756	Casinos
Enrico's	Frankfort	100	Restaurants
Eventcom By Marriott	Bolingbrook	100 to 249	Hotels & Motels
Expert Optics Inc	Shorewood	100	Opticians-Wholesale
Exxon Mobil Corp	Channahon	600	Oil & Gas Producers
Fairrington Transportation	Bolingbrook	150	Trucking
Fest Student Inc	Crest Hill	375	Bus Lines
Fieldstone Building Svc Inc	Romeoville	100	Masonry Contractors
Filtration Group Inc	Joliet	400	Exporters (Whol)
First Midwest Bank	Joliet	260	Banks
First Student Inc	Crest Hill	800	Buses-Charter & Rental
Fleetwood Goldco Wyard	Romeoville	(170)	Automation Technology Services
Flexi Mat Corp	Plainfield	120	House Furnishings-Ex Draperies (Mfrs)
Flint Hills Resources	Channahon	400	Industrial Inorganic Chmcls NEC (Mfrs)
Formax Inc	Mokena	250	Food Products-Machinery (Manufacturers)
Fox Valley Publications	Plainfield	170	Newspapers (Publishers/Mfrs)
Frankfort Foods Inc	Frankfort	100	Restaurants
Glenwood Care Ctr	Joliet	110	Nursing & Convalescent Homes
Gompers Junior High School	Joliet	100	Schools
Goss International Corp	Bolingbrook	500	Printing Brokers (Mfrs)

Grand Prairie Elementary Schl	Joliet	100	Schools
Grand Prairie School	Frankfort	115	Schools
Grand Prairie Transit	Lockport	210	Buses-Charter & Rental
Grant Appliance Co West	Joliet	200	Hardware-Wholesale
Green Glen Nursery Inc	Joliet	100	Mantels
Harland Printed Products	Bolingbrook	220	Printers (Mfrs)
Harras's Joliet Casino & Hotel	Joliet	1100	Hotels & Motels
Harris Bank	Joliet	100	Banks
Haunted Trails Joliet	Joliet	100	Amusement Places
Hendrickson Stamping	Lockport	150	Automobile Parts & Supplies-Mfrs
Herald News	Joliet	120	Newspapers (Publishers/Mfrs)
Heritage Grove Middle School	Plainfield	130	Schools
Herlihy Mid Continent Co	Romeoville	150	General Contractors
Hillcrest Healthcare Ctr	Joliet	110	Nursing & Convalescent Homes
Holland LP	Crete	300	Exporters (Whol)
Home Depot	Homer Glen	130	Home Centers
Home Depot	Bolingbrook	150	Home Centers
Home Depot	Joliet	250	Home Centers
Home Depot	Bolingbrook	100 to 249	Home Centers
Home Depot	Romeoville	100 to 249	Home Centers
Home Depot	Bolingbrook	100 to 249	Home Centers
Home Depot	Frankfort	100 to 249	Home Centers
Hpd	Plainfield	125	Engineers-Professional
Hubert H Humphrey Middle Schl	Bolingbrook	102	Schools
I Fulfillment	Bolingbrook	200	Distribution Services
Illinois Auto Body Repair	Bolingbrook	100	Automobile Body-Repairing & Painting
Illinois School District 428	Joliet	250	Schools
Ineos Silicas	Joliet	143	Industrial Inorganic Chmcls NEC (Mfrs)
Itw Delpro	Frankfort	(200)	Assembly & Fabricating Service (Mfrs)
ITW Impro	Mokena	248	Molds (Manufacturers)
ITW Pancon	Bolingbrook	90	Connectors-Electric-Manufacturers
ITW Tekfast	Frankfort	100	Bolts Nuts Screws Rivets/Washers (Mfrs)
Ivex Packaging	Joliet	100	Paper-Manufacturers
J C Penney Co	Joliet	215	Department Stores
Jernberg	Bolingbrook	120	Machine Shops (Mfrs)
Jewel-Osco	Bolingbrook	130	Grocers-Retail
Jewel-Osco	Bolingbrook	200	Grocers-Retail
Jewel-Osco	Joliet	200	Grocers-Retail
Jewel-Osco	Romeoville	200	Grocers-Retail
Jewel-Osco	Frankfort	200	Grocers-Retail
Jewel-Osco	New Lenox	200	Grocers-Retail
Jewel-Osco	Joliet	220	Grocers-Retail
Jewel-Osco	Plainfield	250	Grocers-Retail
Jewel-Osco	Plainfield	250	Grocers-Retail
Jewel-Osco	Lockport	100 to 249	Grocers-Retail
Jewel-Osco	Shorewood	100 to 249	Grocers-Retail
Joe's Dugout	Joliet	200	Restaurants
Joliet Area Community Hospice	Joliet	150	Non-Profit Organizations

Joliet Catholic Academy	Joliet	110	Religious Schools
Joliet Central High School	Joliet	308	Schools
Joliet City Hall	Joliet	980	City Government-Executive Offices
Joliet City Public Works	Joliet	150	Parking Area/Lots Maintenance & Marking
Joliet Emergency Svc-Disaster	Joliet	1200	Civil Defense Agencies
Joliet Fire Department	Joliet	365	Police Departments
Joliet High School-West Campus	Joliet	300	Schools
Joliet Job Corps Ctr	Joliet	120	Schools
Joliet Junior College	Joliet	500	Junior Colleges & Technical Institutes
Joliet Medical Group LTD	Joliet	200	Clinics
Joliet Police Chief	Joliet	350	Police Departments
Joliet Public School Dist 86	Joliet	100	Schools
Joliet Public Works/Utilities	Joliet	180	City Govt-Regulation/Adm-Comms/Utilities
Joliet Utilities Admin	Joliet	150	City Govt-Regulation/Adm-Comms/Utilities
Judith's Pride	Joliet	200	Janitor Service
Kehe Food Distributors	Romeoville	900	Food Products-Retail
Kendall Healthcare	Joliet	150	Health Services
Ken's Beverage Inc	Plainfield	170	Restaurant Equipment & Supplies (Whol)
Kmart	New Lenox	130	Department Stores
Kmart Pharmacy	Joliet	110	Pharmacies
Knead Dough & Bakery Co	Bolingbrook	182	Bakers-Wholesale
Kohl's Department Store	Bolingbrook	186	Department Stores
Local 2114 UAW	Bolingbrook	134	Automobile Parts & Supplies-Wholesale
Lockport Township High School	Lockport	123	Schools
Loders Croklaan	Channahon	170	Shortening Tbl Oils Margarine Etc (Mfr)
Lone Star Steakhouse & Saloon	Joliet	100	Restaurants
Lowe's	New Lenox	130	Home Centers
Macy's	Joliet	170	Retail Shops
Manville Roofing Systems	Rockdale	100	Mineral Wool (Manufacturers)
Marmon/Keystone Corp	Bolingbrook	150	Steel-Distributors & Warehouses (Whol)
Marquette Co	Romeoville	300	Real Estate Management
MATCHBOOKS.COM	Frankfort	150	Typesetting (Manufacturers)
MCL Inc	Bolingbrook	130	Communications Equipment NEC (Mfrs)
MCL Laboratory Inc	Bolingbrook	113	Manufacturers
Meadow View Elementary School	Plainfield	120	Schools
Meadowbrook Manor	Bolingbrook	245	Nursing & Convalescent Homes
Meijer	Bolingbrook	350	Grocers-Retail
Menards	Crest Hill	101	Home Centers
Menards	Bolingbrook	102	Home Centers
Menards	Joliet	147	Home Centers
Menards	Homer Glen	100 to 249	Home Centers
Menards	Bolingbrook	100 to 249	Home Centers
Metropolitan Pump Co	Romeoville	100	Pumping Contractors
Michaels Distribution Ctr	New Lenox	120	Distribution Services
Midwest Generation	Romeoville	240	Electric Companies
Military Affairs Dept	Joliet	175	State Government-National Security
National Distribution Ctr	Bolingbrook	200	Distribution Services
NES Traffic Safety	Romeoville	125	Safety Equipment & Clothing (Whol)

Olive Garden Italian Rstrnt	Bolingbrook	150	Restaurants
Our Lady Of Angels	Joliet	190	Non-Profit Organizations
Ozinga Transportation	Mokena	100	Transportation Consultants
Pactiv Corp	Frankfort	380	Plastics-Foam (Manufacturers)
Parsec	Elwood	400	Data Processing Service
Personal Preference Inc	Bolingbrook	136	Art Galleries & Dealers
Phillips Chevrolet Inc	Frankfort	117	Automobile Dealers-New Cars
Piazza Masonry	Lockport	140	Masonry Contractors
Pierce Distribution Svc	Bolingbrook	100	Packing & Crating Service
Pioneer Elementary School	Bolingbrook	100	Schools
Plainfield High School	Plainfield	265	Schools
Plainfield Molding Inc	Plainfield	100	Plastics & Plastic Products (Mfrs)
Plainfield North High School	Plainfield	200	Schools
Plainfield South High School	Plainfield	250	Schools
Plainfield Village Admin	Plainfield	150	Government Offices-City, Village & Twp
Potbelly Sandwich Works	Bolingbrook	352	Restaurants
Premier Laundry Technologies	Joliet	130	Laundries
Prodigy Mailing Svc	Bolingbrook	150	Mailing & Shipping Services
Provena St Joseph Medical Ctr	Joliet	2500	Hospitals
Provena Villa Franciscan	Joliet	180	Nursing & Convalescent Homes
R R Donnelley Logistics	Bolingbrook	(1850)	Delivery Service
R S Svc Systems Inc	Romeoville	230	Excavating Contractors
Railway & Industrial Svc	Crest Hill	100	Railroad Equipment & Supplies (Whol)
Red Robin Gourmet Burgers	Plainfield	150	Restaurants
Reliable Nurseries	Lockport	120	Garden Centers
Renaissance Ctr	Joliet	125	Banquet Rooms
Richard Ira Jones Middle Schl	Plainfield	130	Schools
Ridge Elementary School	Plainfield	110	Schools
Rite-Way Tile & Carpet Co	Bolingbrook	235	Tile-Ceramic-Contractors & Dealers
River View Elementary School	Plainfield	130	Schools
Robert C Hill Elementary Schl	Romeoville	135	Schools
Romar Cabinets & Top Co Inc	Channahon	105	Cabinets
Romeoville High School	Romeoville	150	Schools
Romeoville Police Dept	Romeoville	134	Police Departments
Rosewood Care Ctr	Joliet	130	Nursing & Convalescent Homes
ROW Window Co	Rockdale	100	Windows-Manufacturers
S & S Activewear	Bolingbrook	200	Clothing-Wholesale
Safe Now	Joliet	225	Social Service & Welfare Organizations
Salem Village Nursing & Rehab	Joliet	230	Nursing & Convalescent Homes
Sam's Club	Joliet	130	Wholesale Clubs
Score Mortgage Inc	Plainfield	100	Real Estate Loans
Sharp Electronics Corp	Romeoville	600	Electronic Equipment & Supplies-Retail
Silver Cross Hospital	Joliet	1800	Hospitals
Smurfit-Stone Container Corpor	Joliet	200	Boxes-Folding-Manufacturers
Sodexo Services	Romeoville	125	Caterers
Sony Music	Bolingbrook	200	Music Dealers
Splash Station Waterpark	Joliet	220	Swimming Pools-Public
St James Manor & Villas	Crete	150	Nursing & Convalescent Homes

Stan's Landscaping Inc	Lockport	100	Landscape Contractors
State Police	Joliet	120	State Government-Police
Stateville Correctional Hosp	Joliet	900	State Govt-Correctional Institutions
Stepan Co	Elwood	450	Polyurethane Products-Manufacturers
Sterk's Super Foods	Lockport	110	Grocers-Retail
Suburban Chicago Newspapers	Plainfield	280	Newspapers (Publishers/Mfrs)
Sunny Hill Skilled Rehab Ctr	Joliet	250	Government Offices-County
T J Lambrecht Construction Co	Joliet	800	General Contractors
Tamarack Heating & Cooling	Plainfield	100	Heating Contractors
Target	Bolingbrook	190	Department Stores
Target	Joliet	200	Department Stores
Target	Plainfield	100 to 249	Department Stores
Texas Roadhouse	Joliet	150	Restaurants
TGI Friday's	Bolingbrook	100	Restaurants
Th Davidson	Frankfort	100	Ready-Mixed Concrete-Manufacturers
The Whiting Corporation	Monee	200	Material Handling Equipment (Wholesale)
Timber Ridge Middle School	Plainfield	140	Schools
Tolbert Investments	Plainfield	100 to 249	Resident Buyers
Toyal America Inc	Lockport	120	Powder Metal Parts-Industrial (Mfrs)
Transport Plus	Romeoville	375	Trucking
Triple G Enterprises Inc	Lockport	100	Trucking
Tri-Star Custom Cabinet Top Co	New Lenox	135	Cabinets-Manufacturers
Triumph Packaging Group	Bolingbrook	160	Boxes-Paper (Manufacturers)
Troy Crossroads School	Shorewood	115	Schools
Ulta Cosmetics & Salon Inc	Romeoville	130	Cosmetics & Perfumes-Retail
Unique Mailing Service Inc	Bolingbrook	300	Importers (Whol)
UNITED Parcel Svc Inc	Rockdale	138	Delivery Service
University Of St Francis	Joliet	344	Schools-Universities & Colleges Academic
US Post Office	Plainfield	120	Post Offices
US Post Office	Joliet	268	Post Offices
USF Holland Inc	Joliet	200	Trucking-Motor Freight
Valley Concrete Inc	Joliet	100	Concrete-Ready Mixed
Veterans Of Foreign Wars	Mokena	125	Veterans' & Military Organizations
Wal-Mart	Bolingbrook	260	Department Stores
Wal-Mart	Joliet	350	Department Stores
Wal-Mart	Joliet	100 to 249	Department Stores
Wal-Mart Supercenter	Shorewood	100 to 249	Department Stores
Wal-Mart Supercenter	New Lenox	100 to 249	Department Stores
Walsh Landscape Construction	Bolingbrook	100	Landscape Designers
Walt's Food Ctr	Crete	110	Insurance
Walt's Food Ctr	Frankfort	200	Grocers-Retail
Wesmere Elementary School	Plainfield	105	Schools
Will County Adult Detention	Joliet	125	Government Offices-County
Will County Court House	Joliet	250	County Government-Courts
Will County Mental Health Ctr	Joliet	300	Mental Health Services
Will County Public Aid Dept	Joliet	100	State Government-Social/Human Resources
Will County Sheriff	Joliet	150	Sheriff
Willy World Honda	Joliet	250	Motorcycles & Motor Scooters-Dealers

Wow Cafe & Wingery	Shorewood	100	Restaurants
Youth Center	Joliet	252	Government Offices-State

C-3. Analysis Methodology

With regard to transportation service and demand in the Planning Area, the Center for Neighborhood Technology has compiled and analyzed various data as the background for the creation of a circulator bus service to serve local residents. This study involved two analyses:

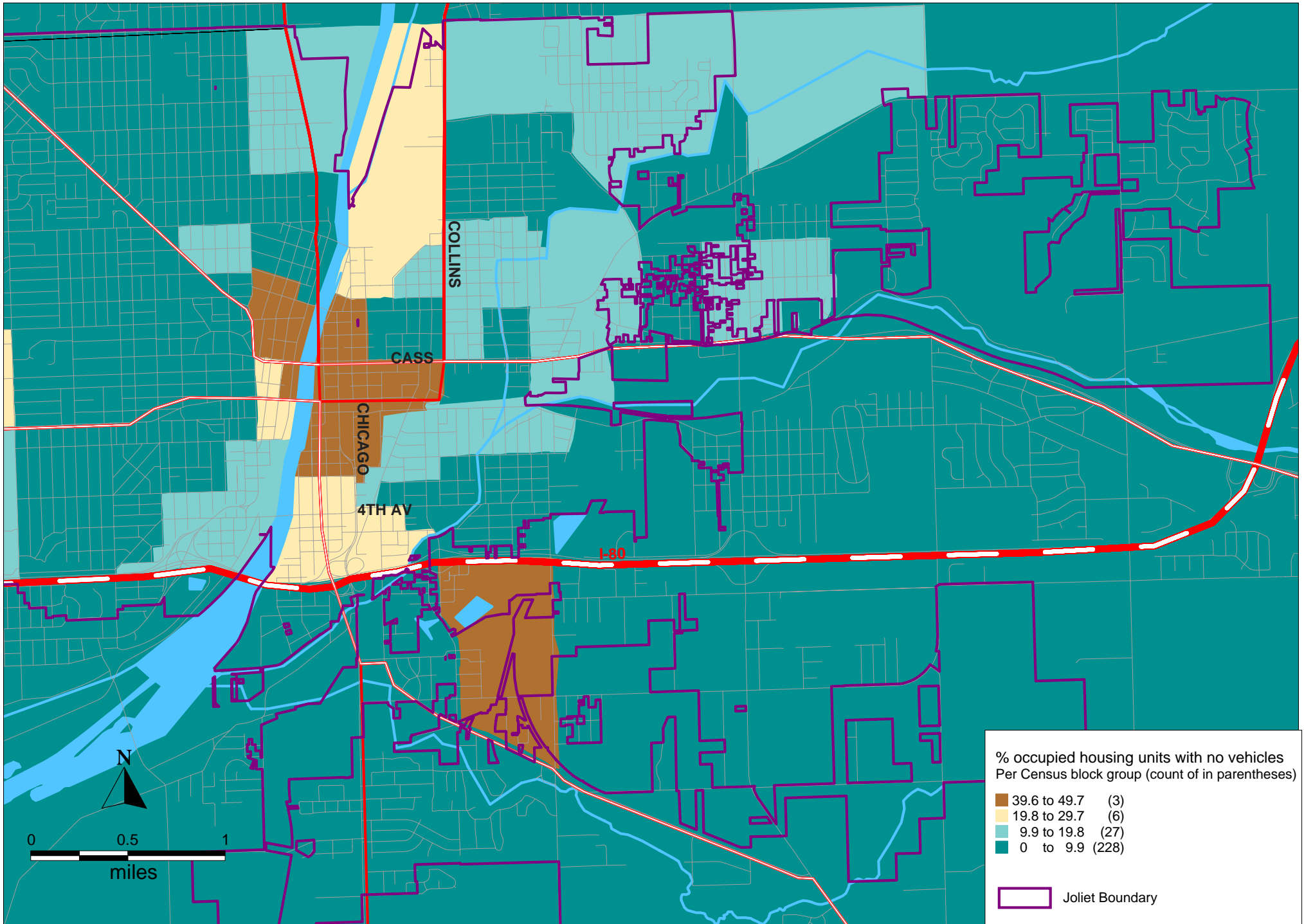
- Car-less population: using Census data at the block group level these maps document the concentration of housing units with no vehicle or 1 vehicle or less available in the Planning Area. This data is also compared to Joliet and Will County totals
- Circulator Screener: using GIS (geographic information system) this screen looked for intersections in the Planning Area that would have the optimum demand (within a ½-mi buffer around the intersection) for a circulator service.

In both analyses, demographic data is taken from the 2000 Census, focusing on the 59 Census block groups (in 19 tracts) that overlap the current (2007) boundaries of the Planning Area. In the Circulator Screener, data was also taken from the current ReferenceUSA Business Database, a comprehensive listing of US businesses updated regularly.

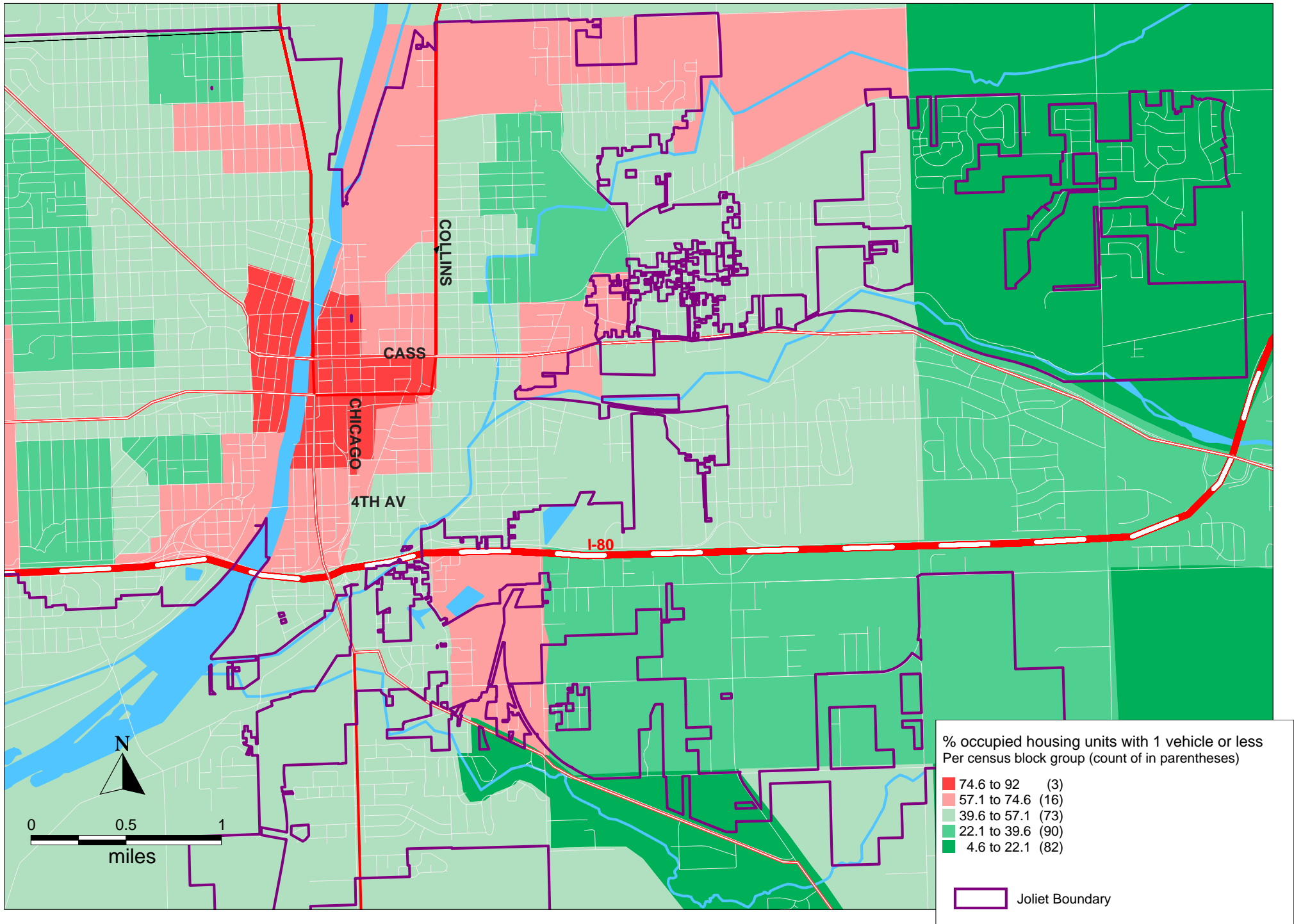
Car-less population

The following maps show the percentage of housing units per Census block group which have no vehicle available (Map 1) or 1 or fewer vehicles available (Map 2). Additionally, the accompanying chart breaks down the car-less population by age group for the Planning Area block groups and compares that information to Joliet and Will County totals. Data for Joliet city is for the city as defined by the Census in 2000, smaller than today’s current boundaries, and not for all block groups that intersect it.

1. Percent of Occupied Housing Units with No Vehicle



2. Percent Occupied Housing Units with 1 Car or Less



Comparison of car-less population in Planning Area to Joliet and Will County

	Planning Area*	% of total**		Joliet	% of total		Will County	% of total	
Total housing units:	22,427			36,199			167,542		
All housing units	Householder 15 to 24 years	1,431	6.4%	1,866	5.2%		4,855	2.9%	
	Householder 25 to 34 years	4,687	20.9%	8,636	23.9%		30,822	18.4%	
	Householder 35 to 44 years	4,993	22.3%	8,675	24.0%		46,884	28.0%	
	Householder 45 to 54 years	4,163	18.6%	6,081	16.8%		37,568	22.4%	
	Householder 55 to 59 years	1,528	6.8%	2,100	5.8%		12,653	7.6%	
	Householder 60 to 64 years	1,088	4.9%	1,678	4.6%		9,078	5.4%	
	Householder 65 to 74 years	2,165	9.7%	3,367	9.3%		14,116	8.4%	
	Householder 75 to 84 years	1,849	8.2%	2,854	7.9%		9,397	5.6%	
	Householder 85 years & over	523	2.3%	942	2.6%		2,169	1.3%	

	Planning Area	% of total***	% of age group^	Joliet	% of total	% of age group	Will County	% of total	% of age group	
No vehicle available:	2,293	10.2%		3,069	8.5%		6,673	4.0%		
No vehicle units	Householder 15 to 24 years	242	10.6%	16.9%	270	8.8%	14.5%	382	5.7%	7.9%
	Householder 25 to 34 years	309	13.5%	6.6%	336	10.9%	3.9%	815	12.2%	2.6%
	Householder 35 to 44 years	326	14.2%	6.5%	360	11.7%	4.1%	903	13.5%	1.9%
	Householder 45 to 54 years	311	13.6%	7.5%	401	13.1%	6.6%	873	13.1%	2.3%
	Householder 55 to 64 years	153	6.7%	5.8%	246	8.0%	6.5%	606	9.1%	2.8%
	Householder 65 to 74 years	286	12.5%	13.2%	389	12.7%	11.6%	799	12.0%	5.7%
	Householder 75 years & over	666	29.0%	28.1%	1,067	34.8%	28.1%	2,295	34.4%	19.8%

* Planning Area data encompasses the block groups that overlap the area. Joliet data is for Joliet city as determined by the Census in 2000

** % of total is each age group as a percentage of total housing units

*** % of total for no vehicles available is each age group as a percentage of total no vehicle available units; for the total units with no vehicle available, it is a percentage of the total housing units

^ % of age group is the percentage of total householders for each age group who have no vehicle

Circulator Screener

The screener run by CNT looked at data aggregated to ½-mile buffers around intersections in the Planning Area and optimized for certain key variables. The screener looked at: total households, housing units with no vehicle available, housing units with one or fewer vehicles available,³ count of Transit-Oriented Development (TOD) type retail businesses present (selected by SIC), and proximity to social service agencies (United Way and Will County Continuum of Care agencies). The screener assigned a score to each intersection point which was then ranked.

The screener was run twice:

- First, looking for optimal intersections as *points of origin* for a circulator bus service. We optimized for:
 - greatest number of households,
 - greatest number of housing units with no vehicle,
 - and greatest number of housing units with one vehicle or less
- Second, looking for optimal intersections as *destinations* for a circulator bus service. We optimized for:
 - greatest number of households,
 - greatest number of TOD-type retail businesses,
 - and greatest number of social service agencies

From the two screens we combined the top 20% of the ranked buffers (28 of 144) for a total of 38 buffers because nearly half the buffers were identified as both optimal points of origin and destination. These buffers were then combined (Map 3) and data re-aggregated for the whole area (not the sum of the individual, often overlapping buffers). Map 4 shows the centroids of the individual buffers.

In the data table for the circulator screener, certain variables not included in the screener analysis are provided for reference.

Combined Buffer Data

Acres	Population	Households	Count of TOD businesses	Count of social service agencies	Housing units with no vehicle	Housing units with 1 or fewer vehicles	Housing Units
2372.01	26694	8415	166	39	1255.17	4773.37	8472.93

³ Census data was aggregated as a proportional sum of the area covered by the buffer.

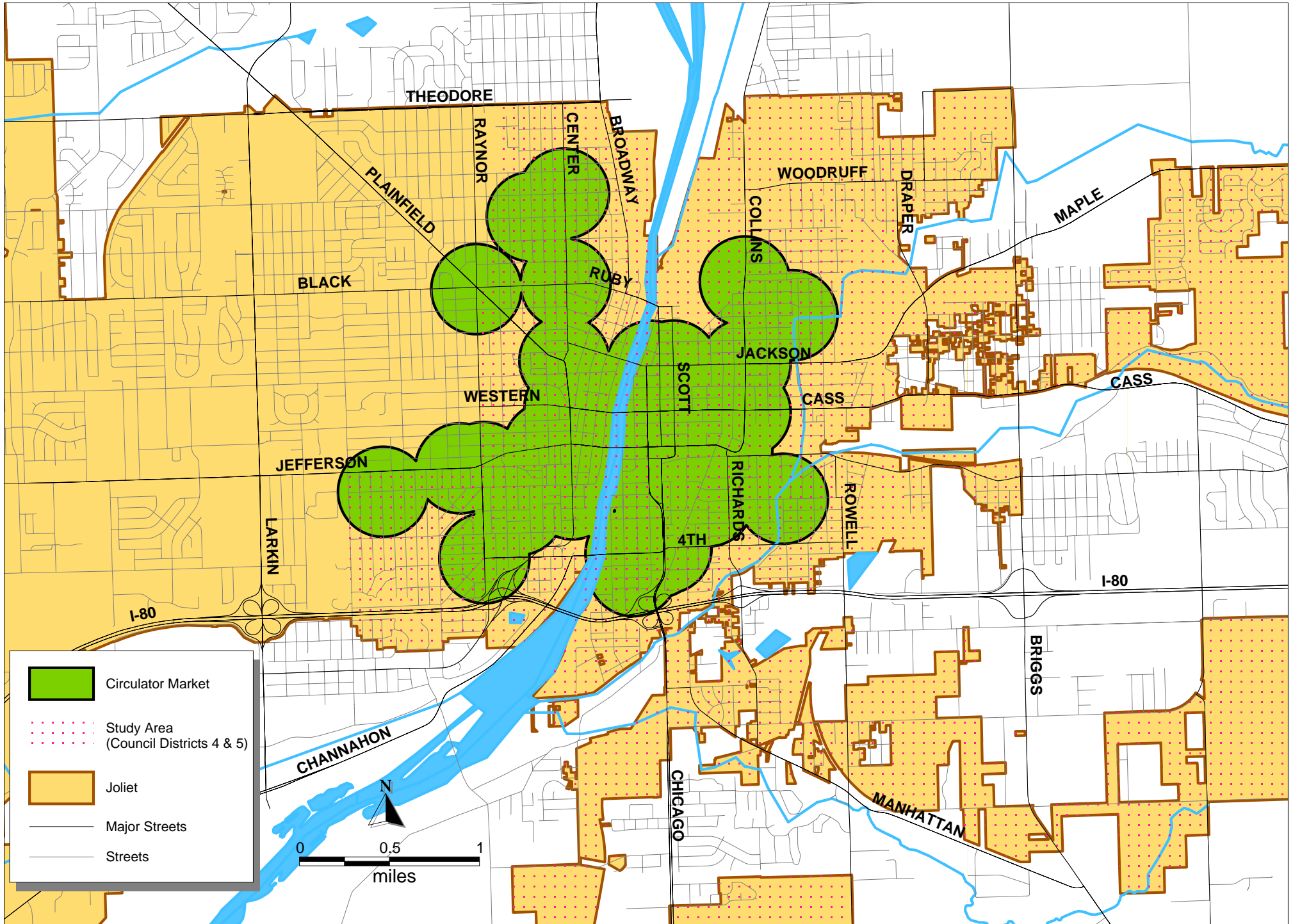
Individual Buffers

Type	Households	Population	Count of TOD Businesses	Count of social service agencies	Housing Units	Housing units with no vehicle	Housing units with 1 or fewer vehicles
B	939	2442	6	2	779.362	239.935	573.184
B	881	2223	8	2	730.016	249.761	563.623
B	907	2435	5	3	795.361	197.578	537.038
B	644	1653	4	2	628.876	114.856	413.412
B	701	1813	4	2	654.133	98.3276	408.089
B	500	966	16	13	342.786	108.75	254.297
B	721	1912	3	1	670.972	51.186	355.208
B	288	479	38	20	289.198	124.621	248.608
B	611	3732	14	0	545.673	72.7238	264.469
B	361	1145	9	1	354.724	92.9765	242.367
O	326	1019	5	1	362.609	96.0356	245.578
O	472	1281	0	1	467.96	57.0782	284.542
B	375	1251	9	1	348.913	85.9361	222.149
B	344	1160	9	2	346.956	80.0744	213.224
B	406	1464	18	4	394.384	59.0796	217.853
B	542	1434	11	0	554.057	26.7907	267.41
B	267	1118	4	4	254.87	81.216	188.458
B	531	1326	15	0	515.691	28.7961	255.137
O	550	1571	0	0	495.017	27.8839	226.591
B	230	541	42	22	246.79	75.2284	193.844
O	477	2722	1	0	486.862	66.9753	218.66
O	587	1606	5	0	578.552	50.137	270.23
O	499	1826	0	0	478.519	42.4743	263.744
O	500	1486	1	0	508.964	33.0595	231.026
O	360	1270	2	2	350.604	55.0118	203.121
B	805	2171	2	2	820.298	236.141	236.141
O	463	1154	1	0	453.468	33.3893	256.463
O	553	1390	1	0	566.809	566.809	297.202
D	24	340	37	16	195.007	89.6262	174.857
D	65	448	35	13	199.421	83.1258	168.865
D	56	490	26	14	187.346	85.0455	164.19
D	78	569	25	13	200.077	83.1141	167.501
D	45	420	28	12	202.882	90.3464	179.795
D	297	703	14	10	259.869	51.4911	176.557
D	626	1453	15	1	284.385	17.3781	133.83
D	249	844	14	3	294.968	65.5598	192.082
D	295	1490	17	0	293.434	34.5154	135.102
D	472	1150	18	0	452.329	30.0232	208.325

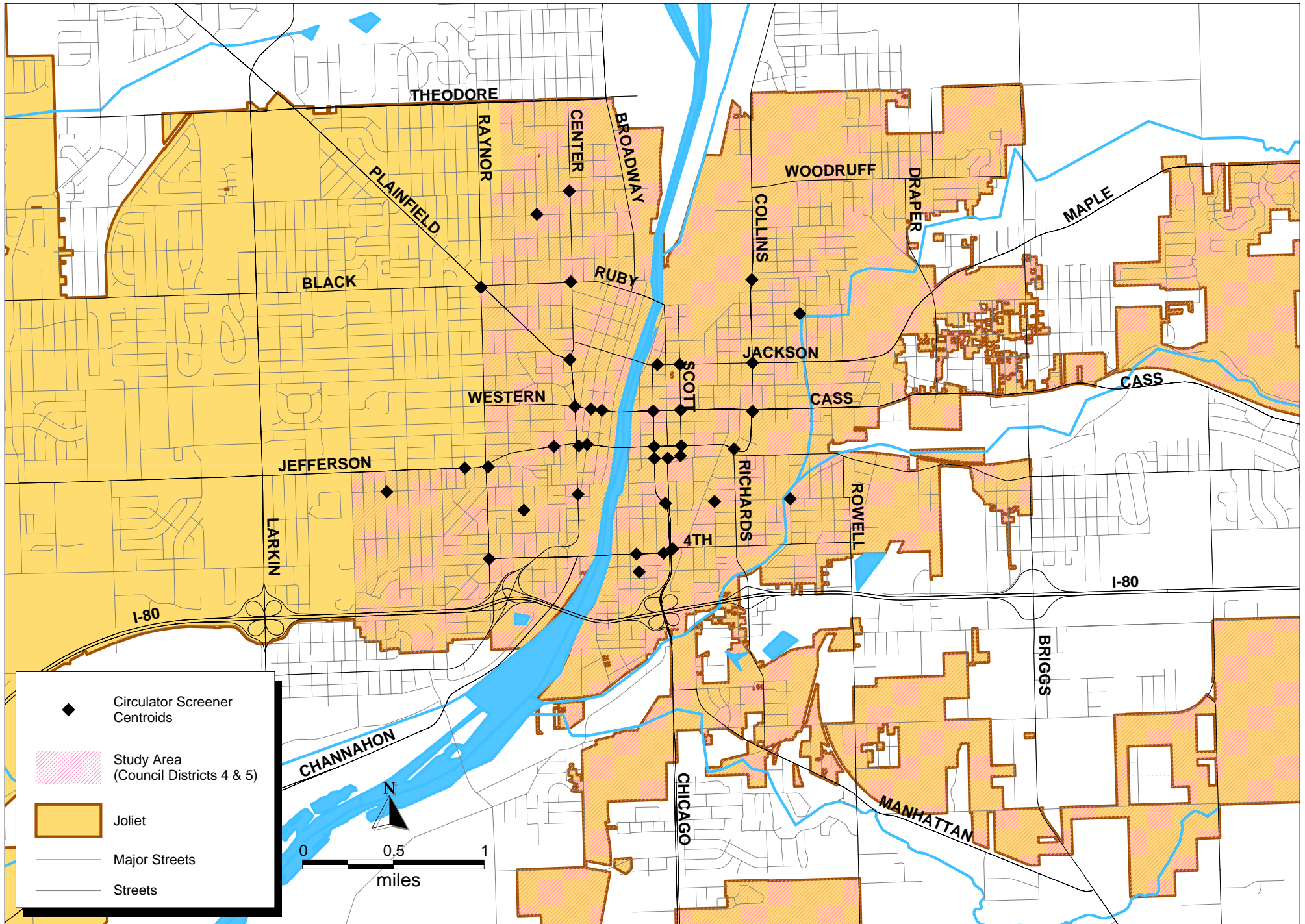
Key

- O Origin screener
- D Destination screener
- B Both origin and destination

3. Circulator Screener Analysis: Market Buffer



4. Circulator Screener Analysis: Centroids



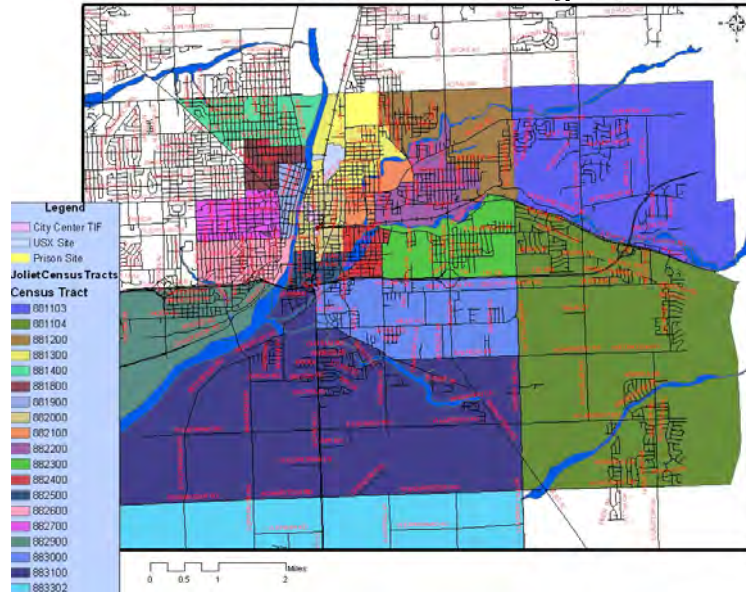
D. Retail Development

D-1. Study Area

The Planning Area is defined as the following US Census Tracts:

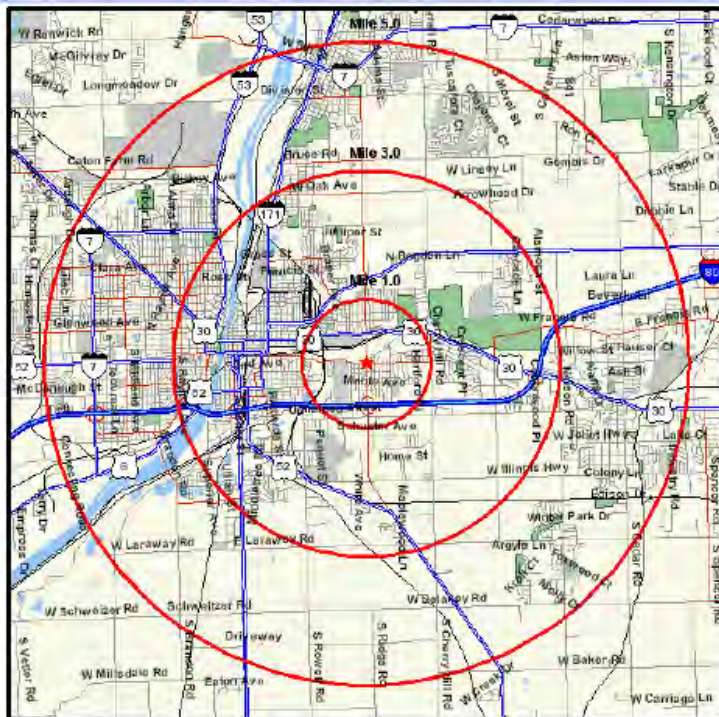
881103	881104	881200
881300	881400	881800
881900	882000	882100
882200	882300	882400
882500	882600	882700
882900	883000	883100
883302		

Joliet – Census Tracts in Planning Area



D-2.

Leakage Analysis



E WASHINGTON ST AND S BRIGGS ST
JOLIET, IL
Coord: 41.522500, -88.043000
Radius - See Appendix for Details



0 miles 1.11 2.21



RMP Opportunity Gap - Retail Stores

E WASHINGTON ST AND S BRIGGS ST, JOLIET, IL, 0.00 - 1.00 Miles, Total

Retail Stores	Demand (Consumer Expenditures)	Supply (Retail Sales)	Opportunity Gap/(Surplus)
Total Retail Sales Incl. Eating and Drinking Places	124,535,253	34,782,289	89,752,964
Motor Vehicle and Parts Dealers-441	24,903,170	3,878,289	21,024,881
Automotive Dealers-4411	21,235,688	2,923,299	18,312,389
Other Motor Vehicle Dealers-4412	1,600,813	269,967	1,330,846
Automotive Parts/Accsrs, Tire Stores-4413	2,066,669	685,023	1,381,646
Furniture and Home Furnishings Stores-442	2,896,513	1,370,767	1,525,746
Furniture Stores-4421	1,560,733	1,140,950	419,783
Home Furnishing Stores-4422	1,335,780	229,817	1,105,963
Electronics and Appliance Stores-443	2,770,851	2,661,325	109,526
Appliances, TVs, Electronics Stores-44311	2,156,785	2,627,587	(470,802)
Household Appliances Stores-443111	508,007	2,537,399	(2,029,392)
Radio, Television, Electronics Stores-443112	1,648,778	90,189	1,558,589
Computer and Software Stores-44312	507,422	33,738	473,684
Camera and Photographic Equipment Stores-44313	106,644		106,644
Building Material, Garden Equip Stores -444	13,558,811	7,101,589	6,457,222
Building Material and Supply Dealers-4441	12,322,532	5,743,658	6,578,874
Home Centers-44411	4,810,746	2,944,424	1,866,322
Paint and Wallpaper Stores-44412	285,729	117,170	168,559
Hardware Stores-44413	964,622		964,622
Other Building Materials Dealers-44419	6,261,435	2,682,064	3,579,371
Building Materials, Lumberyards-444191	2,075,572	914,614	1,160,958
Lawn, Garden Equipment, Supplies Stores-4442	1,236,279	1,357,930	(121,651)
Outdoor Power Equipment Stores-44421	185,104	766,466	(581,362)
Nursery and Garden Centers-44422	1,051,176	591,464	459,712
Food and Beverage Stores-445	15,750,133	6,429,344	9,320,789
Grocery Stores-4451	14,290,864	3,415,270	10,875,594
Supermarkets, Grocery (Ex Conv.) Stores-44511	13,546,136	2,164,670	11,381,466
Convenience Stores-44512	744,728	1,250,600	(505,872)
Specialty Food Stores-4452	491,006		491,006
Beer, Wine and Liquor Stores-4453	968,262	3,014,074	(2,045,812)
Health and Personal Care Stores-446	6,067,680	2,173,411	3,894,269
Pharmacies and Drug Stores-44611	5,212,458	2,136,447	3,076,011
Cosmetics, Beauty Supplies, Perfume Stores-44612	215,832		215,832
Optical Goods Stores-44613	246,777		246,777
Other Health and Personal Care Stores-44619	392,613	36,964	355,649

Gasoline Stations-447	13,824,791	6,036,504	7,788,287
Gasoline Stations With Conv. Stores-44711	10,448,368	5,962,811	4,485,557
Other Gasoline Stations-44719	3,376,423	73,693	3,302,730
Clothing and Clothing Accessories Stores-448	5,516,327	100,187	5,416,140
Clothing Stores-4481	4,065,692	28,245	4,037,447
Men's Clothing Stores-44811	269,356		269,356
Women's Clothing Stores-44812	974,844	28,245	946,599
Children, Infants Clothing Stores-44813	289,590		289,590
Family Clothing Stores-44814	2,184,961		2,184,961
Clothing Accessories Stores-44815	82,576		82,576
Other Clothing Stores-44819	264,364		264,364
Shoe Stores-4482	830,544		830,544
Jewelry, Luggage, Leather Goods Stores-4483	620,091	71,942	548,149
Jewelry Stores-44831	567,814	71,942	495,872
Luggage and Leather Goods Stores-44832	52,278		52,278
Sporting Goods, Hobby, Book, Music Stores-451	1,990,756	55,414	1,935,342
Sporting Goods, Hobby, Musical Inst Stores-4511	1,402,454		1,402,454
Sporting Goods Stores-45111	645,965		645,965
Hobby, Toys and Games Stores-45112	481,016		481,016
Sew/Needlework/Piece Goods Stores-45113	121,174		121,174
Musical Instrument and Supplies Stores-45114	154,299		154,299
Book, Periodical and Music Stores-4512	588,302	55,414	532,888
Book Stores and News Dealers-45121	350,659	55,414	295,245
Book Stores-451211	324,004	3,099	320,905
News Dealers and Newsstands-451212	26,655	52,315	(25,660)
Prerecorded Tapes, CDs, Record Stores-45122	237,643		237,643
General Merchandise Stores-452	15,161,480	1,591,694	13,569,786
Department Stores Excl Leased Depts-4521	6,896,631		6,896,631
Other General Merchandise Stores-4529	8,264,848	1,591,694	6,673,154
Warehouse Clubs and Super Stores-45291	7,179,602		7,179,602
All Other General Merchandise Stores-45299	1,085,246	1,591,694	(506,448)
Miscellaneous Store Retailers-453	2,972,127	170,319	2,801,808
Florists-4531	213,162	9,701	203,461
Office Supplies, Stationery, Gift Stores-4532	1,139,674	29,378	1,110,296
Office Supplies and Stationery Stores-45321	637,067		637,067
Gift, Novelty and Souvenir Stores-45322	502,607	29,378	473,229
Used Merchandise Stores-4533	245,730	27,077	218,653
Other Miscellaneous Store Retailers-4539	1,373,561	104,163	1,269,398
Non-Store Retailers-454	7,082,224	371,691	6,710,533
Electronic Shopping, Mail-Order Houses-4541	4,742,091		4,742,091
Vending Machine Operators-4542	345,642		345,642
Direct Selling Establishments-4543	1,994,492	371,691	1,622,801
Foodservice and Drinking Places-722	12,040,389	2,841,755	9,198,634
Full-Service Restaurants-7221	5,395,019	1,630,186	3,764,833
Limited-Service Eating Places-7222	5,143,115	907,254	4,235,861

Special Foodservices-7223	1,020,842	63,034	957,808
Drinking Places -Alcoholic Beverages-7224	481,413	241,281	240,132
GAFO *	29,475,601	5,808,766	23,666,835
General Merchandise Stores-452	15,161,480	1,591,694	13,569,786
Clothing and Clothing Accessories Stores-448	5,516,327	100,187	5,416,140
Furniture and Home Furnishings Stores-442	2,896,513	1,370,767	1,525,746
Electronics and Appliance Stores-443	2,770,851	2,661,325	109,526
Sporting Goods, Hobby, Book, Music Stores-451	1,990,756	55,414	1,935,342
Office Supplies, Stationery, Gift Stores-4532	1,139,674	29,378	1,110,296

RMP Opportunity Gap - Retail Stores

E WASHINGTON ST AND S BRIGGS ST, JOLIET, IL, 0.00 - 3.00 Miles, Total

Retail Stores	Demand (Consumer Expenditures)	Supply (Retail Sales)	Opportunity Gap/Surplus
Total Retail Sales Incl. Eating and Drinking Places	797,379,286	391,119,153	406,260,133
Motor Vehicle and Parts Dealers-441	161,017,702	60,571,500	100,446,202
Automotive Dealers-4411	137,301,956	45,039,440	92,262,516
Other Motor Vehicle Dealers-4412	10,501,865	4,847,177	5,654,688
Automotive Parts/Accsrs, Tire Stores-4413	13,213,881	10,684,883	2,528,998
Furniture and Home Furnishings Stores-442	18,602,709	10,721,076	7,881,633
Furniture Stores-4421	10,165,158	6,352,265	3,812,893
Home Furnishing Stores-4422	8,437,550	4,368,810	4,068,740
Electronics and Appliance Stores-443	18,190,031	11,788,679	6,401,352
Appliances, TVs, Electronics Stores-44311	14,063,212	10,757,746	3,305,466
Household Appliances Stores-443111	3,172,776	3,785,474	(612,698)
Radio, Television, Electronics Stores-443112	10,890,436	6,972,272	3,918,164
Computer and Software Stores-44312	3,408,350	1,030,934	2,377,416
Camera and Photographic Equipment Stores-44313	718,468		718,468
Building Material, Garden Equip Stores -444	80,010,701	66,754,544	13,256,157
Building Material and Supply Dealers-4441	72,407,098	56,947,662	15,459,436
Home Centers-44411	28,562,254	3,318,011	25,244,243
Paint and Wallpaper Stores-44412	1,761,281	1,986,120	(224,839)
Hardware Stores-44413	5,833,305	3,406,854	2,426,451
Other Building Materials Dealers-44419	36,250,257	48,236,677	(11,986,420)
Building Materials, Lumberyards-444191	12,167,972	16,449,249	(4,281,277)
Lawn, Garden Equipment, Supplies Stores-4442	7,603,603	9,806,882	(2,203,279)
Outdoor Power Equipment Stores-44421	1,096,963	1,030,036	66,927
Nursery and Garden Centers-44422	6,506,640	8,776,846	(2,270,206)

Food and Beverage Stores-445	101,630,880	47,292,692	54,338,188
Grocery Stores-4451	92,328,385	34,053,367	58,275,018
Supermarkets, Grocery (Ex Conv.) Stores-44511	87,718,327	31,404,214	56,314,113
Convenience Stores-44512	4,610,059	2,649,153	1,960,906
Specialty Food Stores-4452	3,232,632	1,398,475	1,834,157
Beer, Wine and Liquor Stores-4453	6,069,863	11,840,850	(5,770,987)
Health and Personal Care Stores-446	38,992,247	8,948,172	30,044,075
Pharmacies and Drug Stores-44611	33,413,313	8,373,473	25,039,840
Cosmetics, Beauty Supplies, Perfume Stores-44612	1,390,551	212,332	1,178,219
Optical Goods Stores-44613	1,654,020		1,654,020
Other Health and Personal Care Stores-44619	2,534,362	362,366	2,171,996
Gasoline Stations-447	86,848,472	46,784,779	40,063,693
Gasoline Stations With Conv. Stores-44711	65,436,233	42,651,155	22,785,078
Other Gasoline Stations-44719	21,412,239	4,133,625	17,278,614
Clothing and Clothing Accessories Stores-448	38,998,572	5,285,389	33,713,183
Clothing Stores-4481	28,788,421	2,030,194	26,758,227
Men's Clothing Stores-44811	1,836,404	220,760	1,615,644
Women's Clothing Stores-44812	7,145,377	1,392,591	5,752,786
Children, Infants Clothing Stores-44813	2,020,982		2,020,982
Family Clothing Stores-44814	15,302,853	296,019	15,006,834
Clothing Accessories Stores-44815	592,183	52,457	539,726
Other Clothing Stores-44819	1,890,622	68,367	1,822,255
Shoe Stores-4482	5,832,573	1,033,420	4,799,153
Jewelry, Luggage, Leather Goods Stores-4483	4,377,578	2,221,775	2,155,803
Jewelry Stores-44831	4,021,480	2,221,775	1,799,705
Luggage and Leather Goods Stores-44832	356,098		356,098
Sporting Goods, Hobby, Book, Music Stores-451	13,373,858	6,908,978	6,464,880
Sporting Goods, Hobby, Musical Inst Stores-4511	9,328,282	4,322,043	5,006,239
Sporting Goods Stores-45111	4,448,603	1,652,329	2,796,274
Hobby, Toys and Games Stores-45112	3,097,930	2,090,223	1,007,707
Sew/Needlework/Piece Goods Stores-45113	746,319		746,319
Musical Instrument and Supplies Stores-45114	1,035,430	579,492	455,938
Book, Periodical and Music Stores-4512	4,045,576	2,586,935	1,458,641
Book Stores and News Dealers-45121	2,475,758	1,883,784	591,974
Book Stores-451211	2,311,137	1,548,488	762,649
News Dealers and Newsstands-451212	164,620	335,296	(170,676)
Prerecorded Tapes, CDs, Record Stores-45122	1,569,819	703,151	866,668
General Merchandise Stores-452	99,966,034	32,055,861	67,910,173
Department Stores Excl Leased Depts-4521	46,306,232	16,278,138	30,028,094
Other General Merchandise Stores-4529	53,659,802	15,777,723	37,882,079
Warehouse Clubs and Super Stores-45291	46,622,840		46,622,840
All Other General Merchandise Stores-45299	7,036,962	15,777,723	(8,740,761)
Miscellaneous Store Retailers-453	18,271,117	4,802,209	13,468,908
Florists-4531	1,345,918	322,724	1,023,194

Office Supplies, Stationery, Gift Stores-4532	6,902,754	2,308,075	4,594,679
Office Supplies and Stationery Stores-45321	3,846,334		3,846,334
Gift, Novelty and Souvenir Stores-45322	3,056,421	2,308,075	748,346
Used Merchandise Stores-4533	1,607,947	367,325	1,240,622
Other Miscellaneous Store Retailers-4539	8,414,498	1,804,085	6,610,413
Non-Store Retailers-454	45,894,915	45,538,130	356,785
Electronic Shopping, Mail-Order Houses-4541	31,370,490	1,408,096	29,962,394
Vending Machine Operators-4542	2,221,695		2,221,695
Direct Selling Establishments-4543	12,302,730	44,130,034	(31,827,304)
Foodservice and Drinking Places-722	75,582,049	43,667,142	31,914,907
Full-Service Restaurants-7221	33,821,041	13,205,162	20,615,879
Limited-Service Eating Places-7222	32,374,199	25,946,486	6,427,713
Special Foodservices-7223	6,433,346	2,300,322	4,133,024
Drinking Places -Alcoholic Beverages-7224	2,953,463	2,215,173	738,290
GAFO *	196,033,958	69,068,058	126,965,900
General Merchandise Stores-452	99,966,034	32,055,861	67,910,173
Clothing and Clothing Accessories Stores-448	38,998,572	5,285,389	33,713,183
Furniture and Home Furnishings Stores-442	18,602,709	10,721,076	7,881,633
Electronics and Appliance Stores-443	18,190,031	11,788,679	6,401,352
Sporting Goods, Hobby, Book, Music Stores-451	13,373,858	6,908,978	6,464,880
Office Supplies, Stationery, Gift Stores-4532	6,902,754	2,308,075	4,594,679

RMP Opportunity Gap - Retail Stores

E WASHINGTON ST AND S BRIGGS ST, JOLIET, IL, 0.00 - 5.00 Miles, Total

Retail Stores	Demand (Consumer Expenditures)	Supply (Retail Sales)	Opportunity Gap/Surplus
Total Retail Sales Incl. Eating and Drinking Places	2,157,854,382	1,503,908,076	653,946,306
Motor Vehicle and Parts Dealers-441	429,985,739	357,073,827	72,911,912
Automotive Dealers-4411	365,476,981	284,034,822	81,442,159
Other Motor Vehicle Dealers-4412	28,998,859	46,288,810	(17,289,951)
Automotive Parts/Accsrs, Tire Stores-4413	35,509,898	26,750,195	8,759,703
Furniture and Home Furnishings Stores-442	54,606,181	30,719,378	23,886,803
Furniture Stores-4421	29,170,025	9,298,548	19,871,477
Home Furnishing Stores-4422	25,436,156	21,420,831	4,015,325
Electronics and Appliance Stores-443	50,103,186	57,208,461	(7,105,275)
Appliances, TVs, Electronics Stores-44311	38,439,920	54,623,146	(16,183,226)
Household Appliances Stores-443111	8,963,408	14,622,999	(5,659,591)
Radio, Television, Electronics Stores-443112	29,476,512	40,000,147	(10,523,635)
Computer and Software Stores-44312	9,629,987	2,585,315	7,044,672

Camera and Photographic Equipment Stores-44313	2,033,279		2,033,279
Building Material, Garden Equip Stores -444	238,611,417	186,711,547	51,899,870
Building Material and Supply Dealers-4441	216,543,910	167,682,064	48,861,846
Home Centers-44411	85,161,924	10,541,076	74,620,848
Paint and Wallpaper Stores-44412	5,355,582	5,032,938	322,644
Hardware Stores-44413	16,927,644	11,781,864	5,145,780
Other Building Materials Dealers-44419	109,098,760	140,326,186	(31,227,426)
Building Materials, Lumberyards-444191	37,274,330	47,852,794	(10,578,464)
Lawn, Garden Equipment, Supplies Stores-4442	22,067,506	19,029,483	3,038,023
Outdoor Power Equipment Stores-44421	3,242,067	2,005,723	1,236,344
Nursery and Garden Centers-44422	18,825,440	17,023,760	1,801,680
Food and Beverage Stores-445	258,328,763	237,931,190	20,397,573
Grocery Stores-4451	234,024,166	210,011,977	24,012,189
Supermarkets, Grocery (Ex Conv.) Stores-44511	221,931,713	200,607,659	21,324,054
Convenience Stores-44512	12,092,453	9,404,318	2,688,135
Specialty Food Stores-4452	7,962,652	4,950,790	3,011,862
Beer, Wine and Liquor Stores-4453	16,341,945	22,968,424	(6,626,479)
Health and Personal Care Stores-446	104,372,107	88,190,920	16,181,187
Pharmacies and Drug Stores-44611	89,439,698	85,424,560	4,015,138
Cosmetics, Beauty Supplies, Perfume Stores-44612	3,723,951	507,662	3,216,289
Optical Goods Stores-44613	4,509,120	451,085	4,058,035
Other Health and Personal Care Stores-44619	6,699,337	1,807,613	4,891,724
Gasoline Stations-447	230,229,318	129,171,638	101,057,680
Gasoline Stations With Conv. Stores-44711	173,355,371	116,432,578	56,922,793
Other Gasoline Stations-44719	56,873,948	12,739,061	44,134,887
Clothing and Clothing Accessories Stores-448	101,004,399	13,542,095	87,462,304
Clothing Stores-4481	73,366,835	6,588,169	66,778,666
Men's Clothing Stores-44811	4,709,292	514,100	4,195,192
Women's Clothing Stores-44812	18,352,148	3,102,223	15,249,925
Children, Infants Clothing Stores-44813	4,618,769		4,618,769
Family Clothing Stores-44814	39,196,588	1,394,266	37,802,322
Clothing Accessories Stores-44815	1,648,404	166,615	1,481,789
Other Clothing Stores-44819	4,841,634	1,410,965	3,430,669
Shoe Stores-4482	14,061,623	2,319,899	11,741,724
Jewelry, Luggage, Leather Goods Stores-4483	13,575,941	4,634,027	8,941,914
Jewelry Stores-44831	12,508,635	4,634,027	7,874,608
Luggage and Leather Goods Stores-44832	1,067,307		1,067,307
Sporting Goods, Hobby, Book, Music Stores-451	37,209,801	26,327,310	10,882,491
Sporting Goods, Hobby, Musical Inst Stores-4511	25,737,073	21,072,788	4,664,285
Sporting Goods Stores-45111	12,262,649	5,930,187	6,332,462
Hobby, Toys and Games Stores-45112	8,596,858	13,047,347	(4,450,489)
Sew/Needlework/Piece Goods Stores-45113	2,159,774	1,069,793	1,089,981
Musical Instrument and Supplies Stores-45114	2,717,793	1,025,461	1,692,332
Book, Periodical and Music Stores-4512	11,472,727	5,254,523	6,218,204
Book Stores and News Dealers-45121	7,302,508	4,551,372	2,751,136

Book Stores-451211	6,825,811	3,775,722	3,050,089
News Dealers and Newsstands-451212	476,697	775,649	(298,952)
Prerecorded Tapes, CDs, Record Stores-45122	4,170,220	703,151	3,467,069
General Merchandise Stores-452	263,415,491	160,580,187	102,835,304
Department Stores Excl Leased Depts-4521	122,802,736	135,744,459	(12,941,723)
Other General Merchandise Stores-4529	140,612,755	24,835,727	115,777,028
Warehouse Clubs and Super Stores-45291	121,167,907		121,167,907
All Other General Merchandise Stores-45299	19,444,848	24,835,727	(5,390,879)
Miscellaneous Store Retailers-453	53,758,467	14,866,720	38,891,747
Florists-4531	3,967,825	1,506,856	2,460,969
Office Supplies, Stationery, Gift Stores-4532	21,192,817	3,907,229	17,285,588
Office Supplies and Stationery Stores-45321	11,866,919	160,825	11,706,094
Gift, Novelty and Souvenir Stores-45322	9,325,898	3,746,404	5,579,494
Used Merchandise Stores-4533	4,563,670	1,780,695	2,782,975
Other Miscellaneous Store Retailers-4539	24,034,155	7,671,940	16,362,215
Non-Store Retailers-454	126,824,254	60,886,190	65,938,064
Electronic Shopping, Mail-Order Houses-4541	87,411,762	2,032,618	85,379,144
Vending Machine Operators-4542	5,662,865	1,857,193	3,805,672
Direct Selling Establishments-4543	33,749,627	56,996,380	(23,246,753)
Foodservice and Drinking Places-722	209,405,259	140,698,613	68,706,646
Full-Service Restaurants-7221	94,128,921	50,416,941	43,711,980
Limited-Service Eating Places-7222	88,722,293	69,536,941	19,185,352
Special Foodservices-7223	17,656,002	13,597,172	4,058,830
Drinking Places -Alcoholic Beverages-7224	8,898,043	7,147,560	1,750,483
GAFO *	527,531,874	292,284,659	235,247,215
General Merchandise Stores-452	263,415,491	160,580,187	102,835,304
Clothing and Clothing Accessories Stores-448	101,004,399	13,542,095	87,462,304
Furniture and Home Furnishings Stores-442	54,606,181	30,719,378	23,886,803
Electronics and Appliance Stores-443	50,103,186	57,208,461	(7,105,275)
Sporting Goods, Hobby, Book, Music Stores-451	37,209,801	26,327,310	10,882,491
Office Supplies, Stationery, Gift Stores-4532	21,192,817	3,907,229	17,285,588

GAFO (General merchandise, Apparel, Furniture and Other) represents sales at stores that sell merchandise normally sold in department stores. This category is not included in Total Retail Sales Including Eating and Drinking Places.

Claritas' RMP data is derived from two major sources of information. The demand data is derived from the Consumer Expenditure Survey (CE Survey), which is fielded by the U.S. Bureau of Labor Statistics (BLS). The supply data is derived from the Census of Retail Trade (CRT), which is made available by the U.S. Census.

The difference between demand and supply represents the opportunity gap or surplus available for each retail outlet in the specified reporting geography. When the demand is greater than (less than) the supply, there is an opportunity gap (surplus) for that retail outlet. For example, a positive value signifies an opportunity gap, while a negative value signifies a surplus.

D-3. Household Demographics

Households by Income- Planning Area of Joliet

	1990 Census	Percent of Total	2000 Census	Percent of Total	2006 Estimate	Percent of Total	2011 Projection	Percent of Total	Percent Change	
									1990 to 2000	2006 to 2011
\$0 - \$15,000	6,161	27.1%	3,880	16.6%	3,824	14.3%	3,757	13.2%	-37.0%	-1.8%
\$15,000 - \$24,999	3,916	17.3%	2,949	12.6%	2,970	11.1%	2,940	10.3%	-24.7%	-1.0%
\$25,000 - \$34,999	3,309	14.6%	3,477	14.9%	3,198	12.0%	3,178	11.1%	5.1%	-0.6%
\$35,000 - \$49,999	4,730	20.8%	4,120	17.6%	4,552	17.1%	4,438	15.6%	-12.9%	-2.5%
\$50,000 - \$74,999	3,466	15.3%	4,800	20.5%	5,580	20.9%	5,743	20.1%	38.5%	2.9%
\$75,000 - \$99,999	900	4.0%	2,295	9.8%	3,204	12.0%	3,826	13.4%	155.0%	19.4%
\$100,000 - \$149,999	186	0.8%	1,364	5.8%	2,455	9.2%	3,225	11.3%	633.3%	31.4%
\$150,000 +	34	0.2%	477	2.0%	915	3.4%	1,399	4.9%	1,302.9%	52.9%
Average Hhld. Income	\$32,331		\$48,273		\$53,959		\$57,335		49.3%	6.3%
Median Hhld. Income	\$29,396		\$40,200		\$45,485		\$49,782		36.8%	9.4%
Per Capita Income	\$11,242		\$15,787		\$18,524		\$19,098		40.4%	3.1%

Household Demographics

	2006 Estimate	2011 Projection	% Change 2006-2011
Total Households	34,397	37,392	8.7%
Average Household Income	\$57,469.00	\$61,282.00	6.6%
Median Household Income	\$50,598.00	\$55,629.00	9.9%

Consumer Expenditures (Ave Hhld. Exp)

	2006 Estimate	2011 Projection	% Change 2006-2011
Total Household Expenditure	\$47,889.46	\$49,639.12	3.7%
Total Non-Retail Expenditure	\$26,848.81	\$27,862.48	3.8%
Total Retail Expenditure	\$21,040.65	\$21,776.64	3.5%

Census Tract	Average Household Income	Average Household Expenditure	% of Income Expended
881103	\$79,176	\$60,219	76.1%
881104	\$74,619	\$57,566	77.1%
881200	\$48,038	\$42,605	88.7%
881300	\$42,170	\$39,154	92.8%
881400	\$53,888	\$45,981	85.3%
881800	\$49,805	\$43,639	87.6%
881900	\$39,803	\$37,708	94.7%

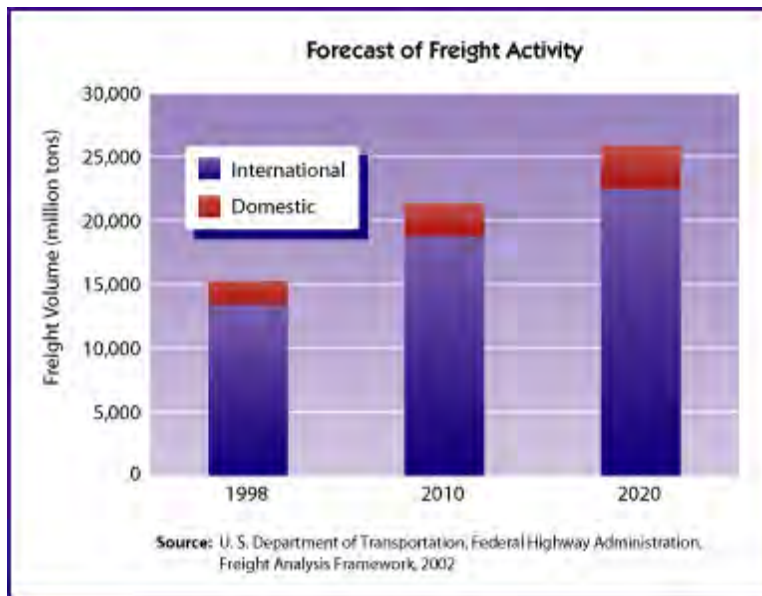
882000	\$35,096	\$34,972	99.6%
882100	\$40,789	\$38,356	94.0%
882200	\$46,665	\$41,744	89.5%
882300	\$48,531	\$42,895	88.4%
882400	\$57,451	\$47,954	83.5%
882500	\$41,396	\$38,566	93.2%
882600	\$55,977	\$47,114	84.2%
882700	\$61,380	\$50,095	81.6%
882900	\$52,755	\$45,333	85.9%
883000	\$54,897	\$46,442	84.6%
883100	\$54,224	\$46,168	85.1%
883302	\$76,935	\$58,840	76.5%

E. Industrial Development & Employment

E-1. The Logistics Industry in Will County

Logistics involves all the operations through which goods are sourced, transported, and distributed. Many large logistics operations are departments of manufacturing, wholesale, or retail companies. Other logistics competitors are “Third Party Logistics” providers that perform a wide range of logistics functions for their clients. Sometimes these lines are blurred as the logistics departments of larger corporations see opportunity or excess capacity and perform logistics functions under contract for other companies, sometimes for direct competitors. Other major logistics companies that are household names, such as Federal Express and United Parcel Service, originated in the document or retail package delivery business and have aggressively entered the competition to perform the full range of logistics functions for corporations as third party providers. Freight transportation companies that traditionally performed specialized functions, such as some major trucking companies have expanded their functions and become full service logistics providers.

Companies are entering the field of logistics from a number of directions because there is a large and rapidly growing market here to be served. The U.S. Department of Transportation has recorded that the volume of freight moved in America has been rising steadily for the past two decades and is projected to grow by more than 80% between the years 2000 and 2020. Besides sheer volume, demands for efficiency and reliability in logistics movements also continue to rise steadily. These pressures grow from fundamental trends in the world economy as more products are produced thousands of miles away from their places where they are used and as virtually all modern manufacturing and distribution systems adopt just-in-time production and stocking techniques.

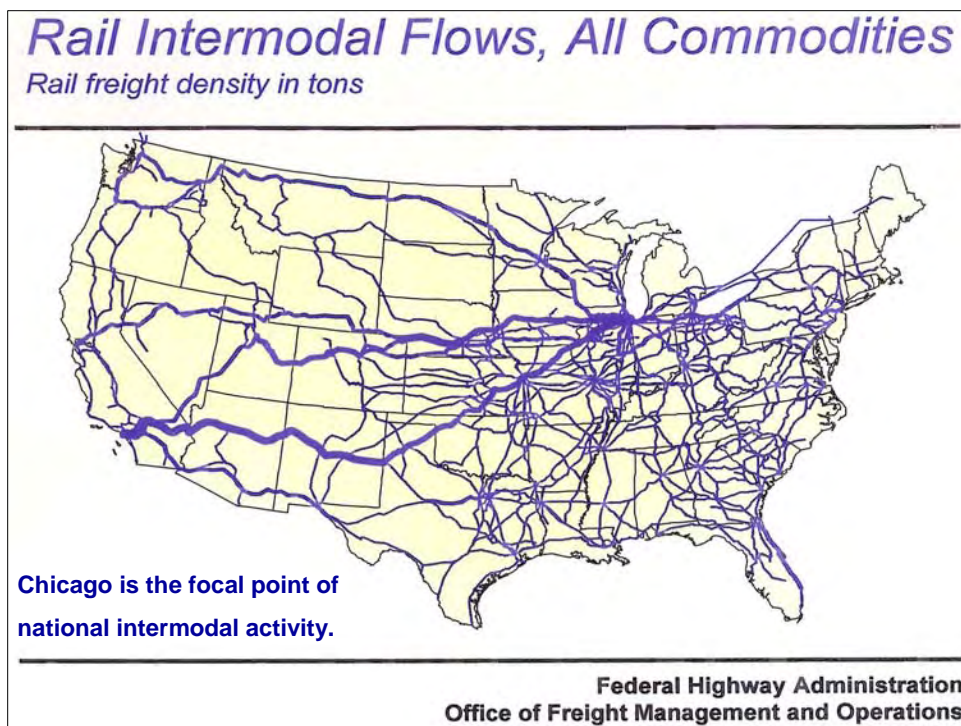


Besides moving products efficiently and reliably logistics businesses perform increasingly broad functions in finishing or assembling goods for final distribution. For example, the Potlatch Paper Company in Elwood takes paper rolls that are compressed for shipping and processes them into household tissue products. The IntraCore company based in Utah, assembles computer hardware from components and distributes the products to retail outlets and mail order customers. In catalogs of logistics companies today firms are listed by services they provide that include: repackaging, fulfillment,

and assembly.

In the new world economy built around international supply chains a growing range of industrial businesses find advantage in locating near intermodal freight terminals and the logistics and other industrial companies that tend to cluster there. For example, Logistics Park was built adjacent to the new intermodal freight terminal of the Burlington Northern Santa Fe railroad in Elwood. Logistics Park opened in 2002, and now approximately 3,000 people work there, performing product distribution and processing functions. In the more mature logistics environment of Chicago, the City government commissioned Rebee Associates to examine the value of intermodal freight terminals in the city. Rebee's 2003 report found that the terminals were critical to retaining or adding approximately 15,000 jobs because a broad range of manufacturing, wholesale, and distribution companies wanted to locate near these terminals.

These patterns of freight volume growth, logistics industry development, and the attraction of freight centers are important to the Chicago area and Will County particularly because this is the freight hub of North America. Goods that move more than 500 miles (for example to the Midwest from any ocean port) are usually shipped by train and then reloaded to trucks for local delivery. Metropolitan Chicago is the only place where all six of North America's major railroad networks meet. So Chicago is the primary place in which goods can practically be transferred from one rail system to another or lifted onto trucks for delivery anywhere in the Midwest. In the intermodal movement of freight, metropolitan Chicago is the third busiest port in the world. And Will County is on the busiest of all railroad routes leading into Chicago (the trunk line from the Port of Los Angeles). Will County is also the nexus of the most heavily traveled east-west and north-south expressways running through the middle of the county. Furthermore, because Will County has had more green field land than any other county in the Chicago area, it has offered economical sites for the new intermodal terminals, large warehouses and linked industrial parks that the new supply chain economy demands.



So Elwood is burgeoning and warehouse and distribution centers are springing up along I-55 and I-80 as a consequence of far reaching economic trends that are likely to continue for the foreseeable future. The growing logistics industry is with us. What sorts of jobs does it bring?

Insight into this question and the compensation for production jobs in Will County is provided by the “Economic Development Wage & Salary Survey” conducted by the Three Rivers Manufacturers’ Association and Will County Center for Economic Development in 2006. In this survey 74 Will County companies provided detailed information about what they pay workers in specific positions. These companies were classified into 4 categories:

- Logistics/Supply Chain, 12 companies
- Manufacturing, 44 companies
- Temporary Agency, 7 companies
- Other, 11 companies

Of the 74 companies:

- 29 had fewer than 100 employees; 45 had more than 100 workers
- 21 were unionized; 53 were non-union

Some selected lines from the survey are presented in the exhibits on the following two pages.

Hourly Wage Positions

	Position Type	Type of Company	Nuner of Companies	Number of Employees	Base Pay						
					Average	Weighted Average	Interquartile Ranges			Average Actuals	
							25th	Median	75th	Lowest	Highest
1	Worker, Maintenance - Semi-Skilled	All	15	42	\$17.79	\$18.39	\$17.76	\$19.17	\$19.85	\$16.75	\$18.74
2	Worker, Maintenance - Skilled	All	17	184	\$22.70	\$24.63	\$21.09	\$24.02	\$29.44	\$21.08	\$24.27
3	Worker, Maintenance in Logistics and Distribution	Logistics	6	17	\$18.79	\$18.27	\$17.69	\$19.90	\$20.80	\$17.65	\$19.96
4	Janitor/Sweeper	Mfg	9	15	\$11.71	\$11.25	\$9.63	\$9.65	\$13.23	\$11.32	\$12.12
5	Janitor/Sweeper	Logistics	6	24	\$11.24	\$11.33	\$10.93	\$11.38	\$11.46	\$10.12	\$12.37
6	Clerk, Inventory	All	11	28	\$13.97	\$13.51	\$11.72	\$13.63	\$14.85	\$13.69	\$14.55
7	Clerk, Shipping & Receiving	Mfg	8	37	\$16.33	\$20.36	\$18.35	\$23.13	\$23.13	\$15.85	\$16.89
8	Clerk, Shipping & Receiving	Logistics	6	40	\$12.55	\$12.92	\$12.35	\$12.95	\$13.76	\$11.74	\$14.27
9	Fork Lift & Power Jacks Operator	All	15	378	\$11.97	\$11.78	\$10.29	\$12.44	\$12.46	\$11.13	\$13.15
10	Fork Lift & Power Jacks Operator	Temporary	5	67	\$10.09	\$10.58	\$10.00	\$10.98	\$10.98	\$9.60	\$10.30
11	Material Handler - Skilled	All	29	472	\$17.13	\$14.17	\$10.25	\$13.00	\$17.36	\$15.80	\$18.24
12	Material Handler - Unskilled	All	9	53	\$12.66	\$12.13	\$9.08	\$13.25	\$15.84	\$11.85	\$13.70
13	Material Handler - Skilled in Logisitics and Distribution	Logistics	10	392	\$13.48	\$13.69	\$11.85	\$13.06	\$16.91	\$12.01	\$14.07
14	Material Handler - Unskilled/Picker/ Packer in Logistics and Distribution	Temporary	5	231	\$8.77	\$8.63	\$8.25	\$8.50	\$8.58	\$7.90	\$10.25
15	Operator, Packaging/Wrapping/ Palletizer Machine	All	6	58	\$11.58	\$10.68	\$7.97	\$11.68	\$12.50	\$10.61	\$12.76
16	Machinist, Maintenance - Skilled	All	7	33	\$24.04	\$25.05	\$20.63	\$6.55	\$28.25	\$23.77	\$24.31
17	Operator, Production Machine	Mfg	13	678	\$13.23	\$14.95	\$13.30	\$14.40	\$20.91	\$11.73	\$15.27

Salaried Positions

	<u>Position Type</u>	<u>Type of Company</u>	<u>Numer of Companies</u>	<u>Number of Employees</u>	<u>Base Pay</u>						
					<u>Average</u>	<u>Weighted Average</u>	<u>Interquartile Ranges</u>			<u>Average Actuals</u>	
							<u>25th</u>	<u>Median</u>	<u>75th</u>	<u>Lowest</u>	<u>Highest</u>
1	Clerk, Traffic	All	8	12	\$36,815	\$40,182	\$33,375	\$35,290	\$53,954	\$34,806	\$38,384
2	Coordinator, Inventory in Logistics and Distribution	Logistics	9	18	\$37,576	\$36,272	\$28,454	\$39,770	\$41,825	\$36,203	\$39,138
3	Dispatcher/Planner/ Scheduler in Logistics and Distribution	Logistics	10	56	\$41,477	\$40,451	\$25,948	\$45,115	\$46,731	\$37,729	\$46,610
4	Manager, Customer Service	Mfg	8	9	\$67,440	\$65,613	\$53,407	\$64,123	\$68,820	\$66,816	\$68,064
5	Manager, Customer Service	Logistics	5	15	\$63,494	\$62,815	\$63,827	\$63,827	\$66,026	\$57,963	\$69,835
6	Representative, Customer Service - Higher Level	All	18	100	\$40,126	\$36,187	\$27,399	\$38,222	\$39,402	\$35,657	\$44,300
7	Representative, Customer Service - Lower Level	All	16	94	\$31,092	\$28,634	\$25,100	\$25,792	\$31,256	\$28,750	\$34,693
8	Representative, Customer Service in Logistics and Distribution	Logistics	10	82	\$32,465	\$33,649	\$25,542	\$27,963	\$44,287	\$28,386	\$40,652
9	Representative, Sales (Inside Sales)	All	11	46	\$52,954	\$50,177	\$37,525	\$50,000	\$72,414	\$45,185	\$60,266
10	Representative, Sales (Outside Sales)	All	17	54	\$73,512	\$75,288	\$69,566	\$70,917	\$84,452	\$64,720	\$81,937
11	Manager, Plant	Mfg	25	32	\$97,166	\$90,387	\$62,003	\$87,867	\$105,245	\$96,052	\$98,484
12	Manager, Plant	Logistics	5	7	\$87,051	\$78,253	\$56,256	\$66,500	\$100,000	\$85,554	\$88,798
13	Manager, Warehouse	Mfg	9	12	\$62,635	\$59,078	\$42,014	\$53,435	\$74,008	\$61,009	\$64,313
14	Manager, Warehouse	Logistics	7	16	\$67,120	\$66,557	\$55,703	\$64,869	\$65,548	\$64,891	\$69,973
15	Supervisor, Receiving/Shipping/ Warehouse in Logistics	Mfg	13	15	\$54,887	\$54,024	\$47,507	\$48,415	\$60,475	\$54,750	\$54,970
16	Supervisor, Receiving/Shipping/ Warehouse in Logistics	Logistics	9	43	\$49,677	\$48,602	\$43,800	\$48,491	\$53,394	\$45,487	\$56,733

Some apparent patterns in hourly wage compensation can be noted from Page 1 of this data:

- Lines 1-3: Among “Maintenance Workers”, who keep plants operating, there was no significant difference between the wages of “Semi-Skilled” workers from the overall survey population and Logistics companies; the range for all was \$18 to \$20\hour with a weighted average wage of \$18\hour. However, “Skilled Maintenance Workers” in the general survey population received a weighted average salary of \$25/hour.
- Lines 4-5: Among “Janitors/Sweepers” there was no significant difference between the wages paid by Manufacturing or Logistics companies, the range for both was \$10 to \$13\hour, with a weighted average of \$11\hour.
- Lines 7-8: For “Shipping & Receiving Clerks” a significant difference was apparent between the hourly wages paid by Manufacturing and Logistics companies. Manufacturers paid \$16 to \$23\hour for this position, with a weighted average of \$20\hour, while the range for Logistics companies for this position was \$12 to \$14\hour, with a weighted average of \$13\hour.
- Lines 9-10: The “Fork Lift Operator” position was relatively common with 15 companies in the overall survey reporting the employment of 378 fork lift operators. There was little difference between wages paid by the overall survey population (weighted average \$12/hour) and the wages paid by Temporary Labor companies (weighted average \$11\hour).
- Lines 14-15: Logistics companies employed “Skilled Material Handlers” who are experienced in reorganizing and repacking products for distribution for wages of \$12 to \$17\hour, with a weighted average of \$14\hour. Ten Logistics companies employed 392 of these Skilled Handlers, indicating that this is a common position in Logistics operations. These positions were distinguished from “Unskilled/Picker/Packer” positions in Logistics that are commonly filled by Temporary Labor workers who are paid only \$8 to \$10\hour with a weighted average of \$9\hour. Five Temporary Labor companies reported employing 231 workers in this position.
- Lines 16-18: Manufacturers offered some types of well-paid jobs for which there are not corresponding positions in the Logistics Industry. For example, 7 Manufacturers employed 33 “Maintenance-Skilled Machinists” with a weighted average wage of \$25\hour, and 15 Manufacturers employed 241 “Petrochemical Plant Maintenance Technicians” with a weighted average wage of \$29\hour. In this survey Logistics companies reported no jobs with comparable hourly wages. However, 13 surveyed Manufacturers reported providing 678 jobs for “Production Machine Operators” with a weighted average salary of \$15\hour. These types of jobs, which may be more common in Manufacturing today, offer comparable wages to skilled work in Logistics.

Some apparent patterns in annual salary compensation can be noted from Page 2 of the selected survey data:

- Lines 1-3: In Logistics businesses “Inventory Coordinators” are paid within a range of \$28,000 to \$41,000 with a weighted average salary just over \$36,000, and “Dispatchers /Planners /Schedulers” are paid within a range of \$26,000 to \$46,000 with a weighted average salary of \$40,000. These positions might be compared to salaries for “Traffic Clerks” in the overall survey population which had a range of \$33,000 to \$53,000 and a weighted average of \$40,000.
- Lines 4-8: Ten Logistics companies employed 82 workers, besides managers, as “Customer Service Representatives”, (for a worker-to-company ratio of 8.2) compared to 18 companies employing 100 customer service representatives in the general survey population (with a

worker-to-company ratio of 5.6). The Logistics Customer Service Representatives were paid salaries within a range of \$25,000 to \$44,000 with a weighted average of \$33,000. These salaries were intermediate between salaries that the overall survey population paid for “Lower Level” and “Higher Level” Customer Service Representatives. The salaries that Logistics companies paid “Customer Service Managers” (weighted average \$62,800) was similar to the salaries paid by Manufacturing companies for this position (weighted average \$65,200).

- Lines 15-16: The salaries paid for the position of “Supervisor of Receiving and Shipping” by Logistics businesses were somewhat lower than Manufacturers’ salaries for the same position (weighted average of \$48,000 for Logistics, compared to \$54,000 for Manufacturing). However, 9 Logistics companies retained 43 employees in this position, compared to 13 Manufacturing companies employing 15, a difference in worker-to-company ratios which suggests that the Logistics Supervisors of Shipping and Receiving” might have somewhat different responsibilities.
- For the position of “Warehouse Manager” Logistics company salaries were somewhat higher than the salaries of Manufacturing companies (weighted average of \$66,500 for Logistics Warehouse Managers compared to \$59,000 for Manufacturers.) As in some other comparisons, there is a difference in worker-to-company ratios, with 7 Logistics companies employing 16 Warehouse Managers and 9 Manufacturing companies employing 12 managers in this position. For the position of “Plant Manager” Manufacturing companies paid somewhat more (weighted average of \$90,000 for Manufacturers compared to \$78,000 for Logistics companies).

Information from interviews with logistics company managers, business school professors of logistics and officers of Will County business organizations provides some insight into the patterns in wage survey data. Particularly their comments shed light on the implications of the service orientation of logistics businesses, the variations in logistics companies, and the ways in which the logistics industry offers career ladders to entry level workers.

Logistics Service Orientation: Logistics is essentially a service business. In competing for work logistics companies strive to offer their clients “one-stop” service in the movement of products from the point of origin to destination at a manufacturing plant or point of retail distribution. Products are frequently moving half way around the world, using several modes of transportation, with connections on tight time schedules; and the logistics company plans the process, tracks movement, and deals with bumps along the road. If products require later stage “finishing” by such processes as packaging, organization into kits, or assembly, the logistics company performs these functions or arranges for them to be performed. If the product volume is highly seasonal, or involves irregular shipments, or promotional deliveries to the product’s customers the logistics company copes with these variations. Logistics companies are effectively the grease that keeps the long and complex supply chains of the modern world economy moving, and this role may help to explain several features of logistics companies’ labor organization.

- *Temporary Labor:* Logistics companies employ temporary workers from temporary labor contractors to cope with the irregularities in work tasks and volumes entailed in meeting their clients’ needs. The extent to which logistics companies also use temporary labor as a means or reducing labor costs for constant or work is unclear. When logistics companies are

performing material handling tasks, such as sorting and repacking good for shipment, they pay their “Skilled Material Handlers” approximately 60% more than “Unskilled Material Handlers” are paid by the temporary labor companies that employ them (weighted average of \$14 vs \$9/hour). The difference represents the value added by the skills of the experienced workers and the expenses and profits of temporary labor contractors. The numbers of Skilled Material Handlers employed by logistics companies (392 workers employed with this job description by 10 logistics companies) indicates that these workers are performing much if not most of the manual labor involved in these tasks rather simply supervising unskilled temporary workers. “Fork Lift Operators”, who require state certification, are commonly employees of logistics and other production work companies and are often supplied by temporary labor companies, which sometimes train workers for this certification. Under either condition of employment Fork Lift Operators receive about the same wages (weighted average of \$12 vs \$11/hour). These examples suggest that logistics companies use their own experienced employees, paid at rates of \$12 to \$15/hour to perform most of their manual labor and engage temporary labor to handle their frequent work irregularities and possibly to provide a means of training workers.

- *Customer Service and Mid-Level Management Staffing:* Ratios of worker-to-company that were noted from the survey data indicate that logistics companies tend to employ more customer service workers and more mid-level managers of inventory control and shipping activities than production companies. This would not be surprising since logistics companies are service companies for which customer interface during the shipping process is no doubt critical. Also because logistics companies are often moving products for many clients, frequently in novel situations, more knowledgeable people to manage this process would seem to be inherently required. Staffing of these workers seems to reflect a need to maintain in-depth, possibly redundant familiarity inventory and shipping arrangements. For the lowest paid workers in these positions, ordinary Customer Service Representatives are paid \$33,600 per year (weighted average), the equivalent of \$16.80/hour. Mid-level dispatchers and shipping supervisors are paid at weighted average rates of \$40,400 and \$48,600, the equivalent of \$20.20 and \$24.30 respectively. These are workers in the logistics industry whose compensation is the equivalent of skilled machinists and other skilled trade workers in manufacturing operations, and their numbers are significant.

Career Paths in the Logistics Industry: In meeting with managers, executives, and consultants in the logistics industry the number of these professionals who began their careers as warehouse floor workers, clerks, or truck drivers is notable. For example, in 2006 an advisory committee helping a Chicago area community college develop a logistic curriculum included five high level managers of major logistics companies. In informal discussion four of these men explained that they began their careers in logistics as material handlers or drivers. This may not be surprising in a relatively young and growing field, for which degree programs are still in formation. But the pattern may also be reinforced by the strong staffing of mid-level customer service, inventory and shipping management positions suggested by the Will County Survey data. Even a skilled material handler must be aware of the issues that a manager addresses, and positions from the warehouse floor to management seem to form a ladder that a person with reasonable ability, drive, and readiness to pursue continuing education could climb. Public policy in business support and education programs may be able to accelerate this fluidity by bringing more new

workers into the field with some useful skills and helping skilled workers and mid-level managers advance.

Variation in Logistics Companies: Earlier we noted that companies have come to compete in the logistics market from several points of origin and related business interests. However, among companies that are competing to perform the logistics functions of other companies there are gradations of operating strategies and practices that were stressed by two logistics managers interviewed for the QOL Plan. Some logistics companies invest more per worker in physical plant, equipment, and computer systems, move higher levels of product by volume and value, pay higher compensation to their workers and use temporary labor only in restricted situations. Other companies adopt a marginal investment, low wage and low worker skill approach. The trend of the industry is in favor of the high investment and high skill strategy, and companies that do not pursue this strategy are on a path to marginalization if not extinction. However, public efforts to retain and attract logistics companies should be aware of these differences. Logistics companies are also differentiated by the types of products they handle and by the types of services they provide. As the field of modern logistics grows and matures these differences will probably be reflected in greater specialization.

Interface of Logistics and Manufacturing: We also noted earlier that logistics and manufacturing operations are linked in two ways. As logistics companies compete to give added value to their customers by performing all of the services needed to deliver the product in complete condition, some companies are performing product processing and assembly functions that blend into manufacturing. Also, as a consultant study for the City of Chicago illustrated some manufacturing companies find benefit in locating near intermodal freight terminals and concentrations of logistics businesses. After a somewhat detailed look at the compensation for various positions in the logistics industry, we can at least make more informed guesses about the importance of these trends for Will County and the development of the Joliet QOL Planning Area particularly.

The specialized functions of moving freight efficiently as a third party logistics provider, on one hand, and manufacturing goods at a high value for cost, on the other, seem subtly but significantly different. They require different types of performance by basic skilled workers on the factory or warehouse floor and different middle management structures. It may be that the cultures of logistics and manufacturing are too different to fit well in jointly managed operations. Logistics managers interviewed for this Plan indicated this when they expressed skepticism about logistics companies adding quasi-manufacturing functions, in spite of evidence that this is happening. If this suggested cultural difference is real, we may expect more complex product processing and assembly functions to be performed only by third party logistics providers that become increasingly specialized in these tasks, such as the IntraCore company discussed earlier as an example. In this case future industrial parks based on logistics activities might anticipate different types of logistics companies, with some performing the “traditional” role of third party logistics firms in the efficient distribution of freight and other companies, which may be functionally linked to the traditional providers, performing complex product processing and assembly functions. This is a type of distinction developers and public sector planners might consider in park development.

If current prevailing trends in the world economy continue – reliance on international supply chains for product sourcing and markets, commitments to just-in-time manufacturing and distribution, rapid declines in the proportional costs of manufacturing labor coupled with soaring costs of energy, materials, and transportation – then industrial locations near intermodal freight terminals and logistics complexes, with multiple modes of freight access will be increasingly valuable. Of course this does not mean that manufacturing companies will desert sites that currently serve them well and in which they are deeply invested to seek logistics advantages. But present trends to indicate that locations with logistics advantages are becoming more desirable now than they have been for generations. This attraction should to be considered in County economic development efforts, and particularly by County institutions, the City of Joliet and the Planning Area community in the development of industrial properties in the I-80 Corridor.

G. Human Services

Joliet Service Provider Survey - Results

Published: 11/1/2007

SURVEY RESULTS	G-3
SECTION I- GENERAL INFORMATION	G-3
SECTION II - ENGAGEMENT OF JOLIET'S EAST SIDE RESIDENTS	G-15
SECTION III- DIVERSITY OF FUNDING	G-20

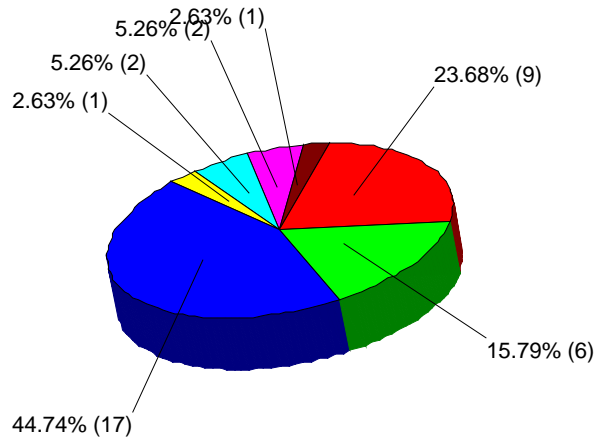
Survey Results

The following is a graphical depiction of the responses to each survey question. Additional comments provided by respondents, if any, are included after each graph.

Section I- General Information

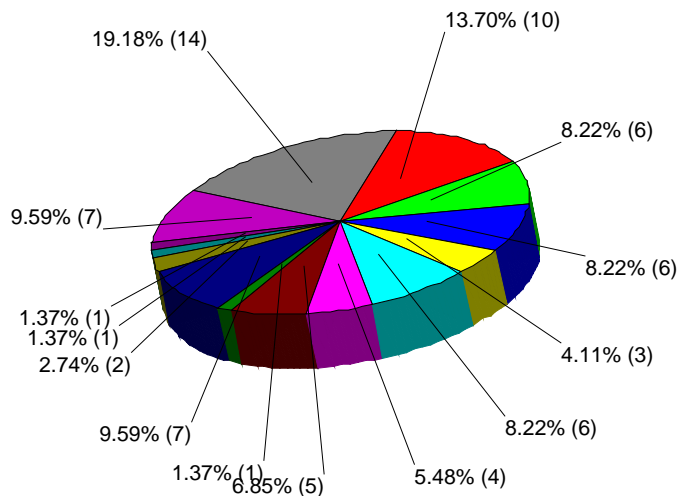
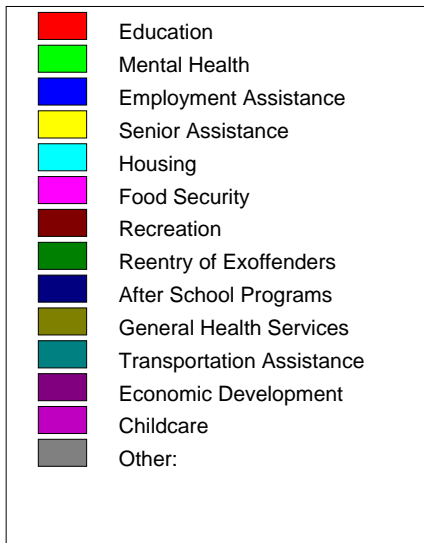
1. Please indicate the type of entity that best describes your organization.

Mean: 2.92



2. Please check the services provided by your organization.

Mean: 7.81



Comments/Notes:

A variety of services for people with disabilities
 At risk youth
 Child Advocacy
 Child Sexual Abuse Treatment
 Day Camp, Outdoor Education
 Disability services for children and adults with disabilities, those with special needs, and their families
 homeless assistance and other disability services immigration counseling
 information & referral, suicide prevention
 one-to-one mentoring
 Open gyms and swims; youth sports; summer camps for youth
 Provide Services for inmates of the Will County Jail
 public health services

Unemployment Insurance

3. If your organization provides more than one service, please indicate the service most central to the mission of your organization. For example: operating an after school program for teens.

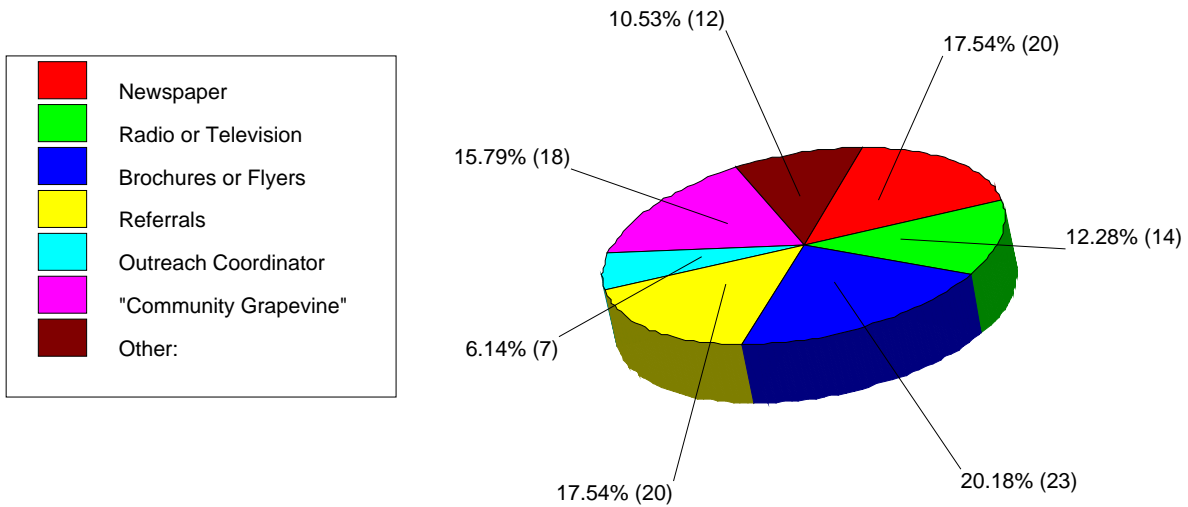
- Advocacy for people with disabilities
- Before and after school, summer camp, and sports for youth
- Building a house with selected families and loaning them the purchase price of that house at zero interest.
- Children's Services to include early intervention, outpatient medical rehabilitation, foster-adoptive program, specialty clinics
- Comprehensive Community Based Youth Services; runaway, ungovernable and lock out youth General Counseling Program; life skills, anger management, etc. youth Intact services for families indicated for abuse neglect but children remain in the home
- Disability services
- Education plus after school tutoring
- Employment services with [www.illinoiskillsmatch.com](http://www.illinoisskillsmatch.com) unemployment insurance with www.ides.state.il.us then scroll down to file a claim EEO guidelines, wage rates many other types of information to write grants, do economic development in your particular area.
- Food and utility assistance
- Leadership development - youth
- Our mission is to help people in need - all our services provide this
- Our program are all designed to help boys and girls from kindergarten through high school make good choices, develop leadership and enhance respect for others.
- Preparation for the GED test
- Provide services for inmates of the will county jail
- Providing programs for at risk youth. Ages 6 to 18.
- Providing services to children through head start, adoption, foster care, and maternity services.
- Providing shelter and meals
- Public health services, primary health-care services
- Resource & referral for early childhood
- Services that help to keep the seniors independent for as long as possible
- Social and educational services
- The mission of the childhood trauma treatment program is to provide quality treatment to children who have been sexually abused.
- We provide free medical and dental care to the uninsured who meet our financial income guidelines

4. What was the total number of individuals served by your organization in 2006?

- 10,000+
- 10,500 students
- 1050
- 1100
- 15,000 (duplicated numbers)
- 2 families closed on and moved in to their new homes. 6 more families were qualified for the program. Many inquiring families are directed to organizations that can assist them with credit issues. (0000000024 Anonymous)
- 200 - Will County
- 2000
- 21,000 primary health-care clients all county residents benefit from our public health services
- 2200
- 239
- 24,270
- 25,054 incoming 41,802 outgoing
- 28,500 for 2006 (slow year)
- 300
- 3200
- 35,700
- 48,875
- 60,000
- 774
- Approximately 325
- Approximately 15,000
- for the Joliet site around 500 youth and families
- over 300,000
- over 4,000
- over 8,000 different individuals

5. Please indicate the methods used by your organization to inform community residents of the various programs or services offered by the organization.

Mean: 3.72



Comments/Notes:

- Church bulletins
- Existing relationships
- handbook, etc. in jail
- large employer and church bulletin boards
- Newsletters
- Telephone Book under Govt.
- United Way
- Volunteer Match
- website
- website, direct mail, speakers, staff networking, bi-lingual staff

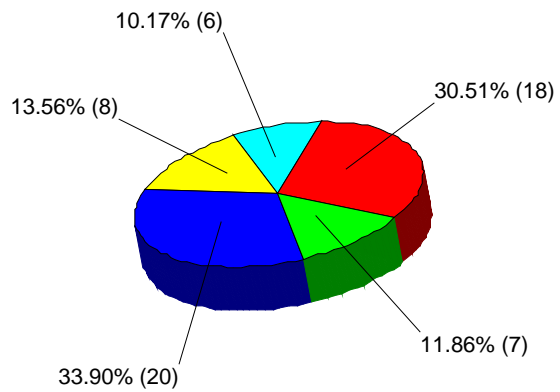
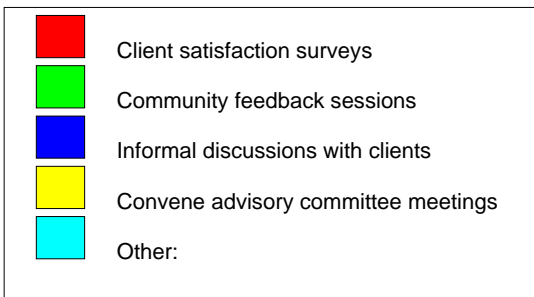
- word of mouth

6. If your organization uses more than one method of outreach, share the primary method most effective in letting community residents know about the organization's services.

- After "word of mouth" of the families selected the local newspaper may be next.
- Belong to Joliet Region Chamber, Will County Chamber, very active in the school and community organization to inform everyone of our services
- Brochures
- CASA provides trained community volunteers to serve as court advocates for abused, neglected and delinquent children in our community. The bulk of our volunteers come from word of mouth and Volunteer Match. Our cases are assigned to us by the juvenile court judge.
- Easter Seals Celebration Telethon - 12 hour live broadcast to 60 communities with pre and post print media
- Flyers to schools
- grassroots recruitment through agencies, schools, etc
- most of are program funding is structured to have a referral source.
- Newsletters
- newspaper
- newspaper articles - not paid advertising
- outreach
- posting flyers, and radio
- radio(WJOL) & television (JCTV)
- referrals
- referral sources
- Schools
- Word of mouth
- Word of mouth (community grapevine)
- Word of mouth - quality programs
- Word of mouth and referrals from the Will County Health Department.
- Word of mouth referral

8. How does your organization evaluate the effectiveness of its services in meeting the needs of clients?

Mean: 2.61

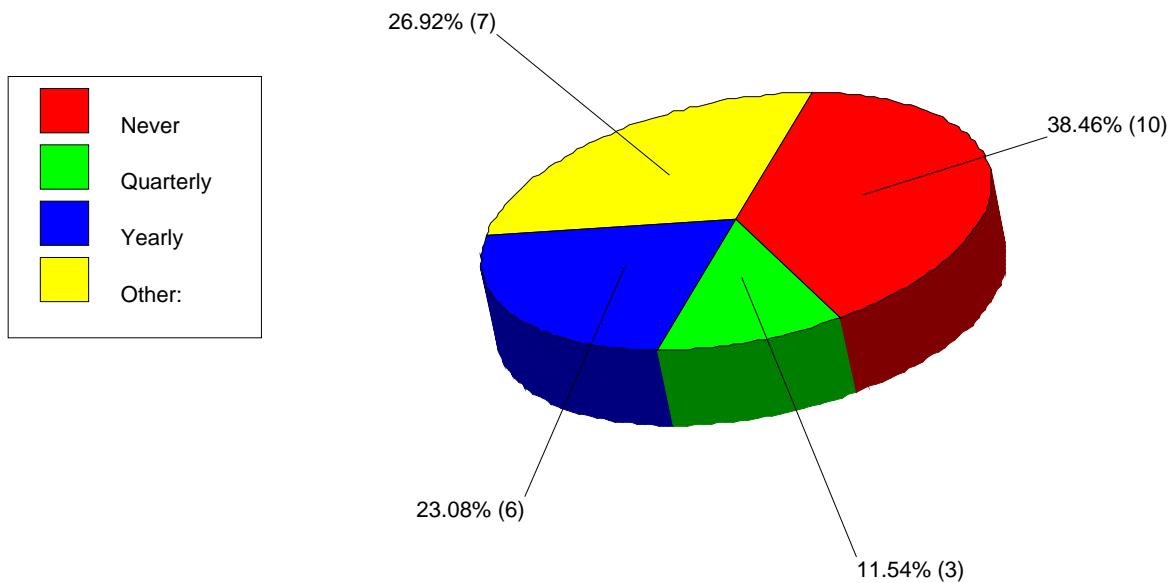


Comments/Notes:

Achievement of stated goals
Community service/complaint process, staff, board, volunteer input
Discussions with key informants
Formal outcome measurement system
Increase in clients served
Quality metrics

9. How often does your organization solicit feedback from Joliet's East Side residents regarding services provided?

Mean: 2.38

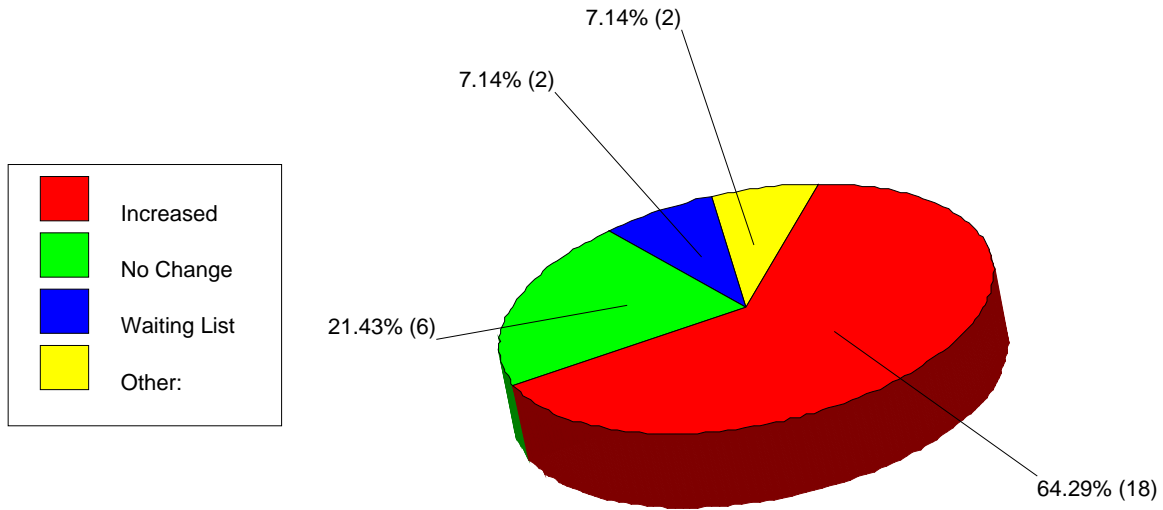


Comments/Notes:

- a survey in their first year in the house
- during program, after program
- every couple years.
- No specific project to any geography of our service region
- ongoing with all clients
- Upon conclusion of service
- when they use YMCA programs at the Y located on the "East Side"

10. Since 2005, has the demand for your organization's services on Joliet's East Side:

Mean: 1.93

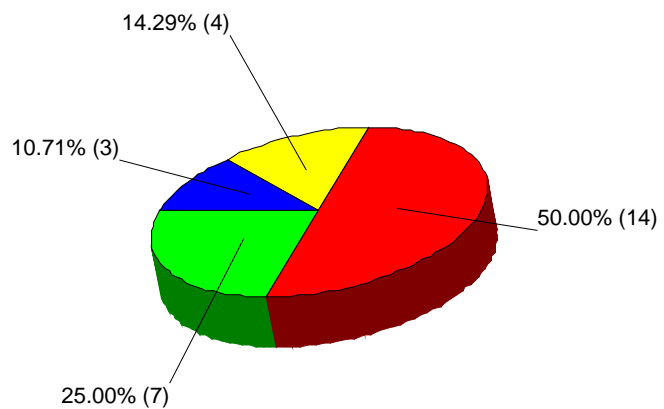
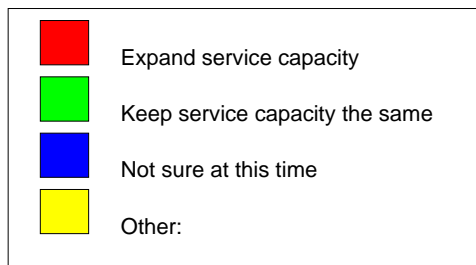


Comments/Notes:

- Increased but credit issues mean fewer are qualifying
- We would need to review demographics to determine there is a documented increase in service to Hispanics

11. What anticipated changes in your organization's service to Joliet's East Side residents do you expect over the next year?

Mean: 2.14



Comments/Notes:

- Budget and our ability to find volunteer physicians and dentists
- Easter Seals plans to grow services in all communities of our service region as resources allow
- We need funding help - many of the residents cannot afford programs - need the City or others to step up to assist in offering much needed programs to the "east side" community.
- Will collaborate with any bone

12. Please indicate the percentage of clients served by your organization in 2006 who were residents of Joliet's East Side.

- 10%
- 10% or so
- 15%
- 2%
- 2-5%
- 20-30%
- 25%
- 3%
- 30
- 35%
- 44%
- 48%
- 50
- 50%
- 60%
- 63%
- 67%
- 70%
- 75%
- 80%
- 90%

Smith YMCA on Briggs St - 60% / Galowich YMCA - 25% / Central City YMCA - 90%
Unsure

13. Please indicate the percentage of your organization's staff in 2006 who were residents of Joliet's East Side.

- 0
- 0
- 0
- 0%
- 0%
- 0% We have a staff of 3.
- 10%
- 10%
- 13%
- 15%
- 15%
- 15%
- 17%
- 2 out of 15
- 25%
- 25%
- 30%
- 30%
- 50%
- 50%
- 50%
- 70%
- 75%
- Central City - 80% / Smith Y - 40%
- unknown
- Unsure

14. Please indicate the percentage of your organization's volunteer pool in 2006 who were residents of Joliet's East Side.

- 0
- 0
- 0%
- 1%
- 1%
- 10
- 10%
- 10%
- 2%
- 20%
- 25%
- 25%
- 25%
- 30%
- 39%
- 5%
- 5% or less
- 50%
- 7%
- 80%
- <1%
- Central City - 70% / Smith Y - 20%
- N/A
- n/a
- unknown

15. Please indicate the percentage of board members in 2006 who are residents of Joliet's East Side.

- 0
- 0
- 0
- 0
- 0%
- 0%
- 1%
- 1%
- 10
- 10%
- 10%
- 12%
- 13%
- 15%
- 15%
- 2 East Side; 2 Fairmont 12.5 % ; 25%
- 25%
- 3
- 4%
- 5%
- 8%
- > 1%
- N/A
- N/A
- None

16. Please indicate the percentage of individual donors in 2006 who were residents of Joliet's East Side.

- 0
- 0
- 0
- 0
- 0%
- 0%
- 1%
- 10
- 15%
- 2
- 20%
- 20%
- 5%
- 5%
- 5%
- 5%
- 5%
- 6%
- > 5% excluding patient donation during clinic visits
- N/A
- n/a
- NA
- None
- Unknown/Information not available
- unknown

17. Indicate the percentage of your organization's operating budget derived from City contracts or grants:

-1%

0

0

0

0

0

0

0

0

0%

0%

0%

0%

0%

0.4%

1%

10%

2%

8%

less than 1%

less than 1%

None

None

18. Indicate the percentage of your organization's operating budget derived from Federal or State grants/contracts.

.5%
0
0
0
0
0
0
0%
0%
0%
10%
100%
100%
13%
30%
49%
5
50%
65%
68.7%
71%
80%
80%
85%
85%
98%

19. Indicate the percentage of your organization's operating budget derived from the United Way.

- 5%
- .03%
- .05
- 0
- 0
- 0%
- 1
- 1.8%
- 10
- 10%
- 10%
- 10%
- 11%
- 2%
- 2%
- 3%
- 33%
- 35%
- 4%
- 4.5%
- 45%
- 5% Will Cty UW
- 9%
- <1%
- None

20. Indicate the percentage of your organization's operating budget derived from Foundation grants.

- 5%
- .25%
- 0
- 0
- 0
- 0
- 0
- 0
- 0%
- 1.2%
- 10
- 15%
- 2%
- 2%
- 25
- 29%
- 3.5%
- 5%
- 5%
- 5%
- 8%
- 8%
- 9%
- Less than 1%
- None

21. Indicate the percentage of your organization's operating budget derived from Township/County grants or contracts.

-5%

0

0

0

0

0

0

0

0%

0%

0%

0%

0%

12%

2%

2%

20%

5%

5%

50

75

93%

<1%

None

22. Indicate the percentage of your organization's operating budget derived from individual donors.

- 5%
- 0
- 0
- 0
- 0.1%
- 1%
- 1%
- 12%
- 13%
- 2%
- 2%
- 35%
- 5%
- 5%
- 5%
- 5%
- 5%
- 6%
- 8%
- 80%
- 84.5%
- <1%
- Less than 1%
- None

23. Indicate the percentage of your organization's operating budget derived from other sources.

- 0
- 0
- 0
- 0
- 0
- 0%
- 0.42%
- 11.5%
- 15%
- 25
- 25% private contracts, third party healthcare billing
- 26%
- 43%
- 5%
- 50%
- 57%
- 67%
- 7%
- 70%
- 81% - Program fees, corporations, fundraising events
- Government
- Membership and program fees generated - 12%
- None

III. Text Base of Potential Funding Sources

The Center for Neighborhood Technology has developed a text base of public programs and private foundations which could be appropriate sources of funding for the proposals of the Plan. This text base can be accessed online via:

http://info.cnt.org/~sdock/Text_Bases.html